

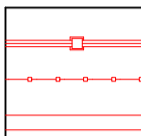



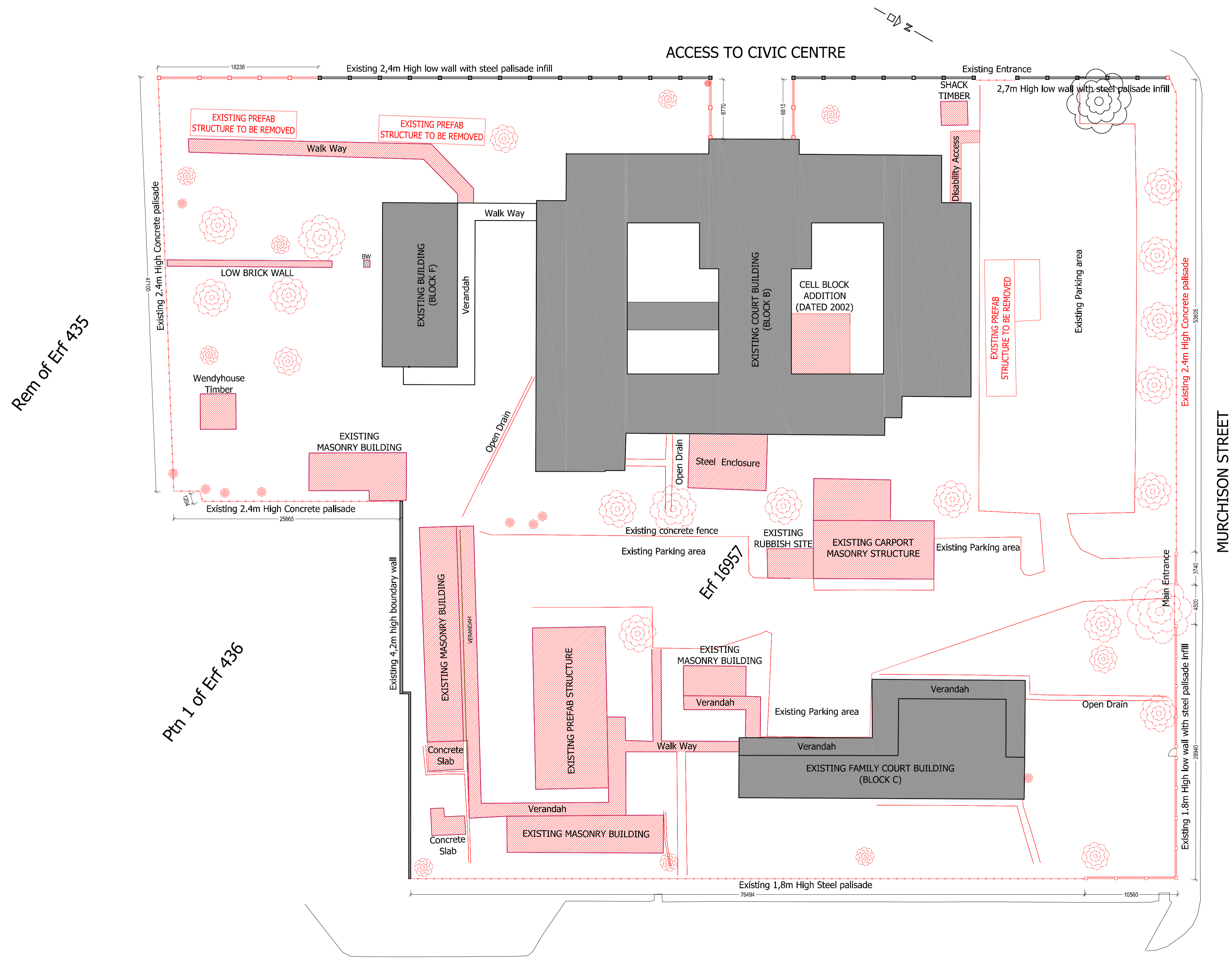
ALL DIMENSIONS ARE TO BE CHECKED ON SITE PRIOR TO CONSTRUCTION TAKING PLACE. ANY DISCREPANCY BETWEEN ARCHITECTS DRAWINGS, ENGINEERS DRAWINGS AND THE BILLS OF QUANTITIES ARE TO BE CLARIFIED WITH THE ARCHITECT. ALL PRODUCT SPECIFICATION CODES ARE TO BE CHECKED WITH THE SUPPLIER PRIOR TO THE ORDERING AND BUILDING OF MATERIALS. ALL STRUCTURE TO BE CHECKED BY THE ENGINEER.

NO.	DATE	AMENDMENT	D.P/W.

**LEGEND:**

-  BUILDINGS TO BE RENOVATED OR RESTORED.
-  BUILDINGS AND STRUCTURES TO BE DEMOLISHED.
-  FENCES, DRAINS AND KERBS TO BE REMOVED.
-  TREES TO BE REMOVED

NOTE: STRUCTURAL AND ELECTRICAL ENGINEER TO BE CONSULTED BEFORE ANY DEMOLITION WORK STARTS.



1:250 DEMOLITION SITE PLAN

Copyright vests in the Department of Public Works

as-built drawings

certified as-built drawings as per Centralised Drawing Archive AS-BUILT DRAWING REQUIREMENTS

name: **C.D.H.SPARKS**

date: \_\_\_\_\_

professional registration no.: **4661**

AMAFI DEMOLITION SITE PLAN 1.dwg **A 1**



ARCHITECT

NEWCASTLE MAGISTRATES COURT:  
UGRADING, RENOVATION AND EXTENSION  
OF CURRENT BUILDINGS  
NEWCASTLE, Erf 16957,  
33& 35 MURCHISON STREET.

WCS number: **45965**

DEMOLITION SITE PLAN.

refno	-	designed	CDHS
scale	AS SHOWN	drawn	AM
date	August 2021	checked	CDHS
departmental drawing number	-		
drawing number	L12/03/0/01 (WD)		