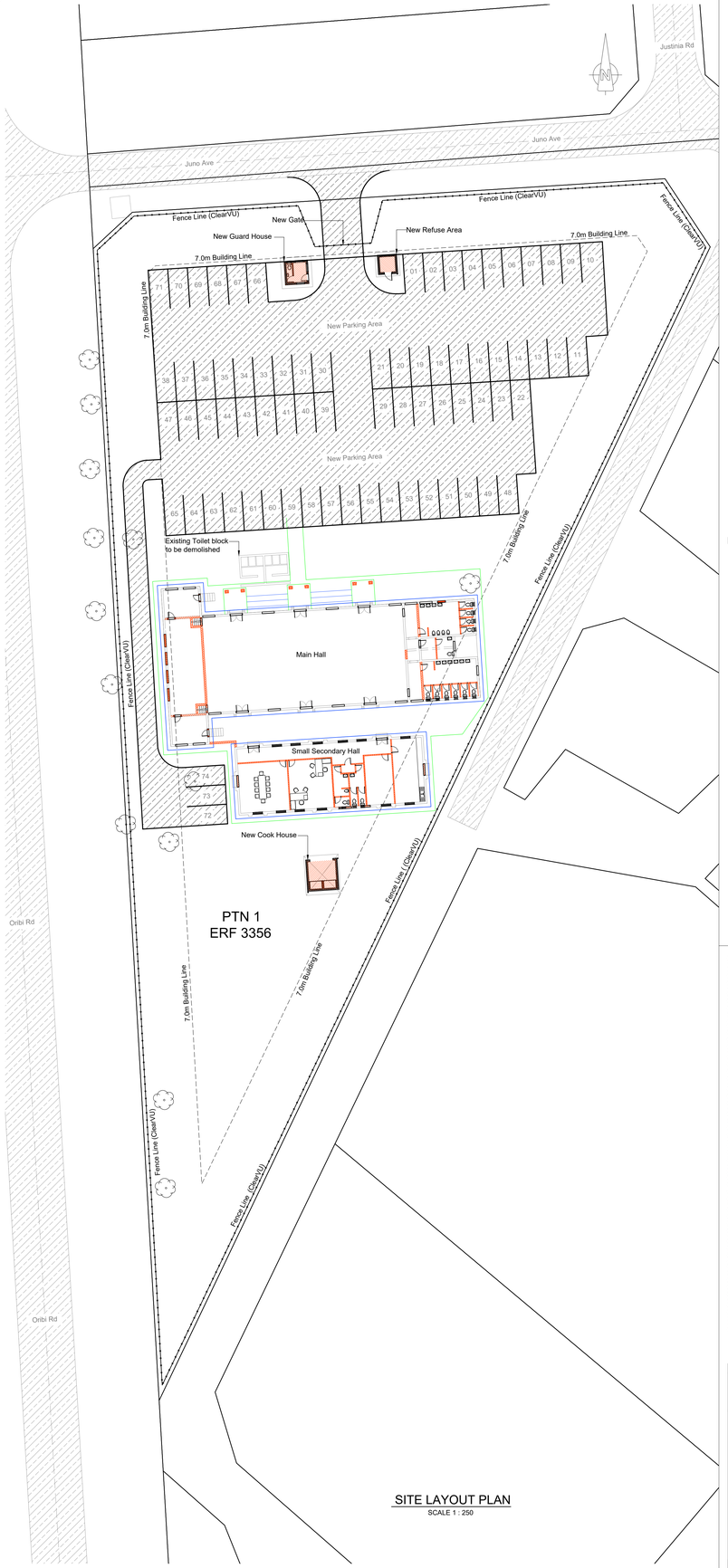

SITE LAYOUT PLAN
SCALE 1 : 250

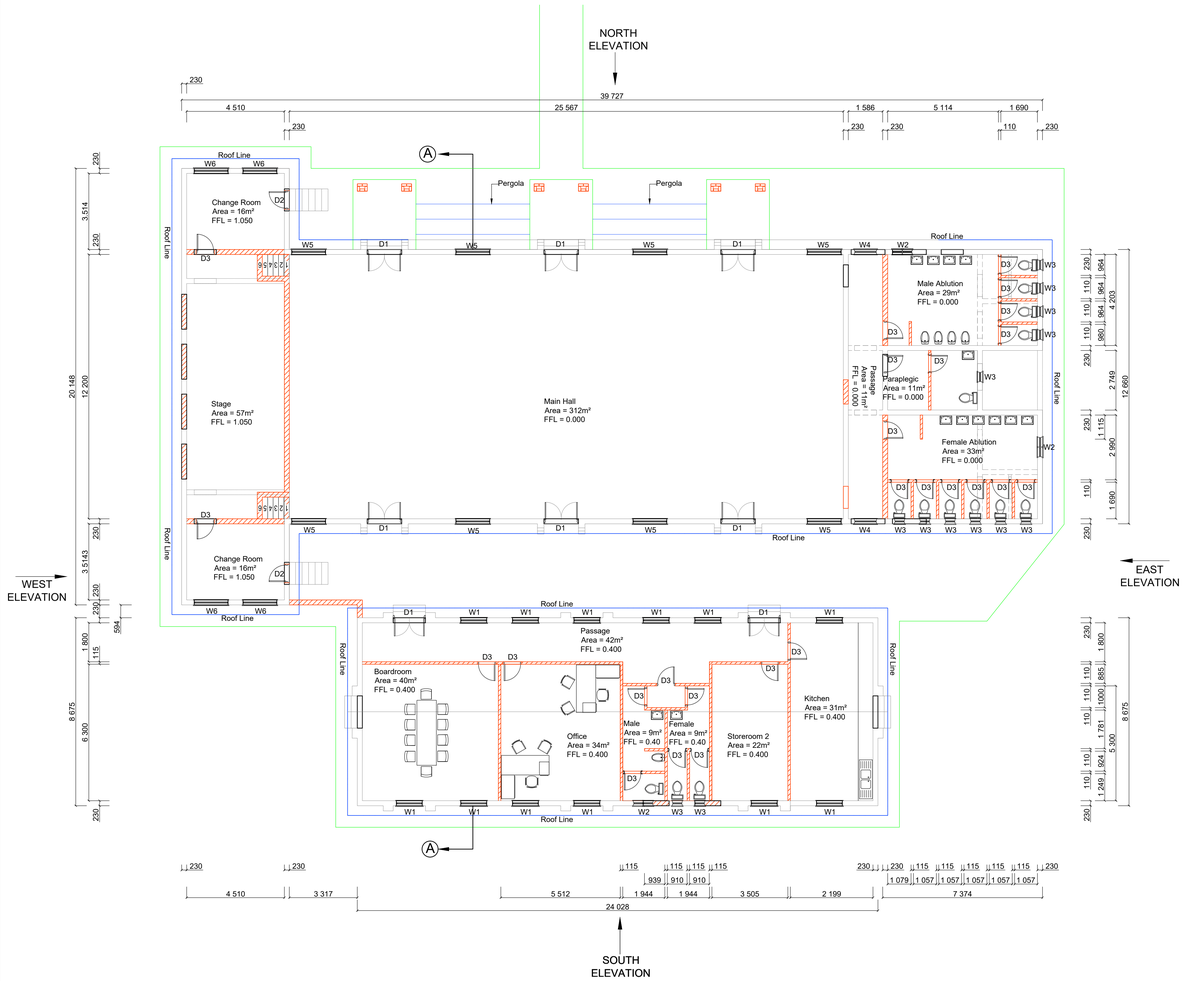

FLOOR PLAN
SCALE 1 : 100

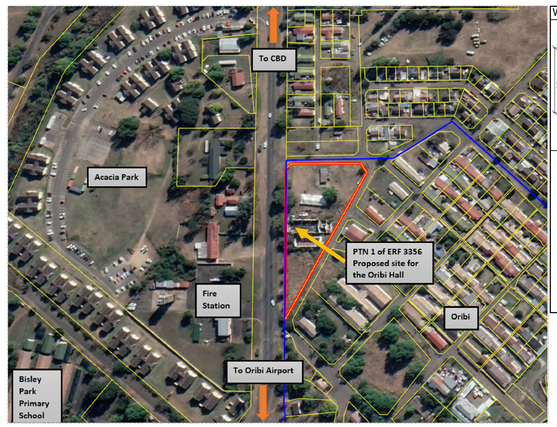

LOCALITY PLAN
NTS

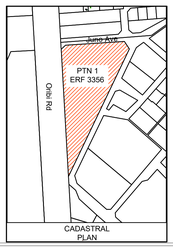

CADASTRAL PLAN

GENERAL LEGEND	
Cadastral Line	
All Existing	Grey
Demolition	Grey dotted
New Masonry	Red
New Concrete	Green
New Iron and Steel	Blue
New Painting and Plastering	Yellow
New Wood	Brown
Existing Concrete	Grey
Proposed Fence Line	

WINDOW AND DOOR SCHEDULE

Type	Size	Material	No. Required	Mark
	1 196 × 1 496	Steel - Charcoal	15	W1
	1 022 × 654	Steel - Charcoal	3	W2
	533 × 935	Steel - Charcoal	15	W3
	1 022 × 935	Steel - Charcoal	2	W4
	1 561 × 1 074	Steel - Charcoal	7	W5
	1 561 × 935	Steel - Charcoal	5	W6
	1 561 × 935	Steel - Charcoal	18	W7
Type: Meranti Solid Double Door	1600 × 2100		8	D1
Type: Meranti Solid Door	914 × 2100		2	D2
Type: Heavy Duty Interior Door	813 × 2100		27	D3

ROOF OPTION 1 DESIGN

ISSUED FOR INFORMATION

OFFICIAL USE

Owner:	Name:	
	Sign:	
	Date	
Auther:	Name:	
	Sign:	
	Date	

Occupancy Classification: A1

ARCHITECTURE:
Loretz & Associates cc
P O Box 525
Msunduzi
3231
Tel: 033 342 0656
Fax: 033 342 0656
Email: loretz@telkomsa.net
Director / Project Manager Date

CONSULTING ENGINEER:
HN Consulting Engineers (Pty) Ltd
Block B, Hilltops Office Park
73 Villiers Drive, Clarendon
Pietermaritzburg, 3201
P O Box 13214, Cascades, 3202
T: +27 33 394 2352
F: +27 33 394 2356
E: pmboffice@hn.co.za
W: www.hn.co.za

Surveyed by:	
Designed by:	
Drawn by:	
Checked by:	
Approved on behalf of HN:	Director / Project Manager Date

DRAWING NO.	REFERENCE DRAWINGS

REV	DATE	DESCRIPTION	APPROVED

SYMBOL
Rev A to Y = Working Drawings
Rev 0 = Issued for Tender
Rev 1 to 99 = Construction Revisions
Rev 2 to 99 = Construction Revisions
Rev Z = As Abuilt / Record Drawings

QUALITY VERIFICATION
This drawing has been prepared under the controls established by a quality management system that complies with the requirements of ISO9001:2015 which has been independently certified.
Registration Number LS 4725.

© COPYRIGHT: HN Consulting Engineers (Pty) Ltd

CLIENT:

THE MSUNDUZI MUNICIPALITY

INFRASTRUCTURE SERVICES & FACILITIES
CONSTRUCTION AND RECONSTRUCTION
SUB-UNIT

Private Bag X205
Pietermaritzburg, 3200
Tel: (033) 392 2047
Fax: (033) 392 2459

UNDERGROUND SERVICES CHECKED

SERVICE	DATE	DESIGNATION	SIGNATURE
S.W Drains			
Sewer			
Water Mains			
G.P.O Cables			
Elec. Cables			
S.A.T.S Cables			
Eskom Cables			
Oil Pipeline			

PROJECT:

WARD 24
ORIBI COMMUNITY HALL

DRAWING TITLE:

SITE PLAN

REFURBISHMENT, REMODEL AND RESTORATION OF ORIBI COMMUNITY HALL ON PTN 1 ERF 3356

SURVEY INFORMATION:
Projection: Transverse Mercator
Datum: WGS 1984
Prime Longitude: 31 Degrees

SHEET: 1 OF 2
SCALE: AS SHOWN (RELEVANT FOR AN A0 PLOT)
CONSULTANT DRG. NO.: 309IN-OCH-001 REVISION: A
CLIENT DRG. NO.: REVISION:

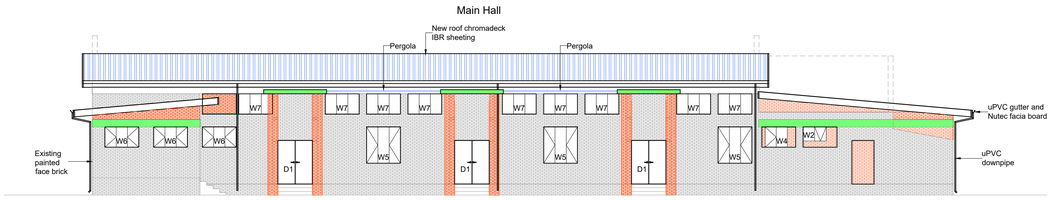

NORTH ELEVATION
SCALE 1 : 100

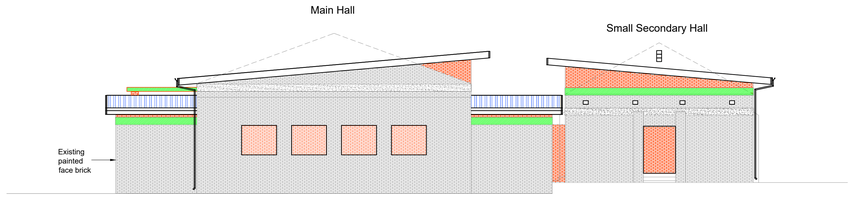

WEST ELEVATION
SCALE 1 : 100

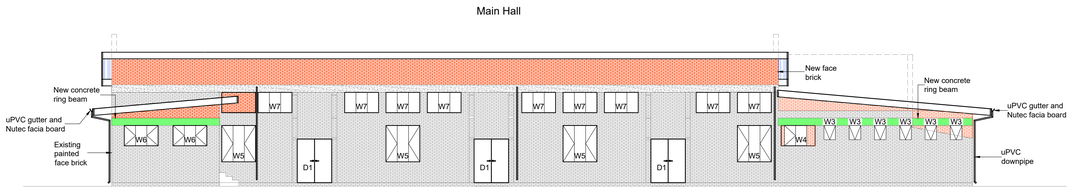

SOUTH ELEVATION
SCALE 1 : 100

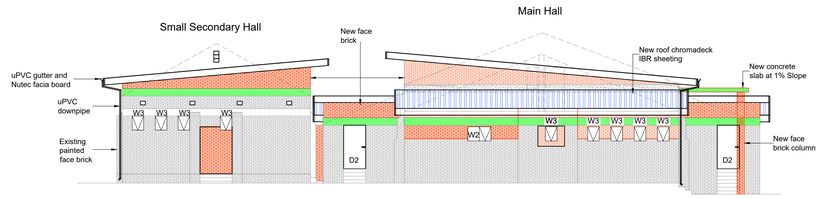

EAST ELEVATION
SCALE 1 : 100

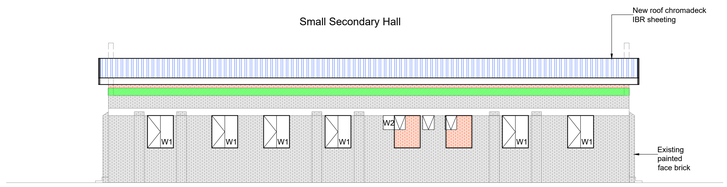

SOUTH ELEVATION
SCALE 1 : 100

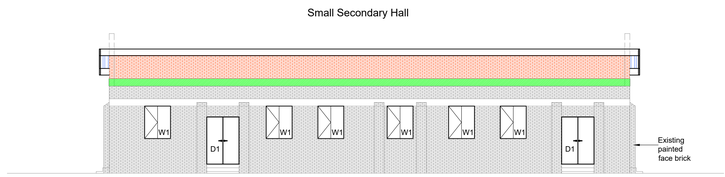

NORTH ELEVATION
SCALE 1 : 100

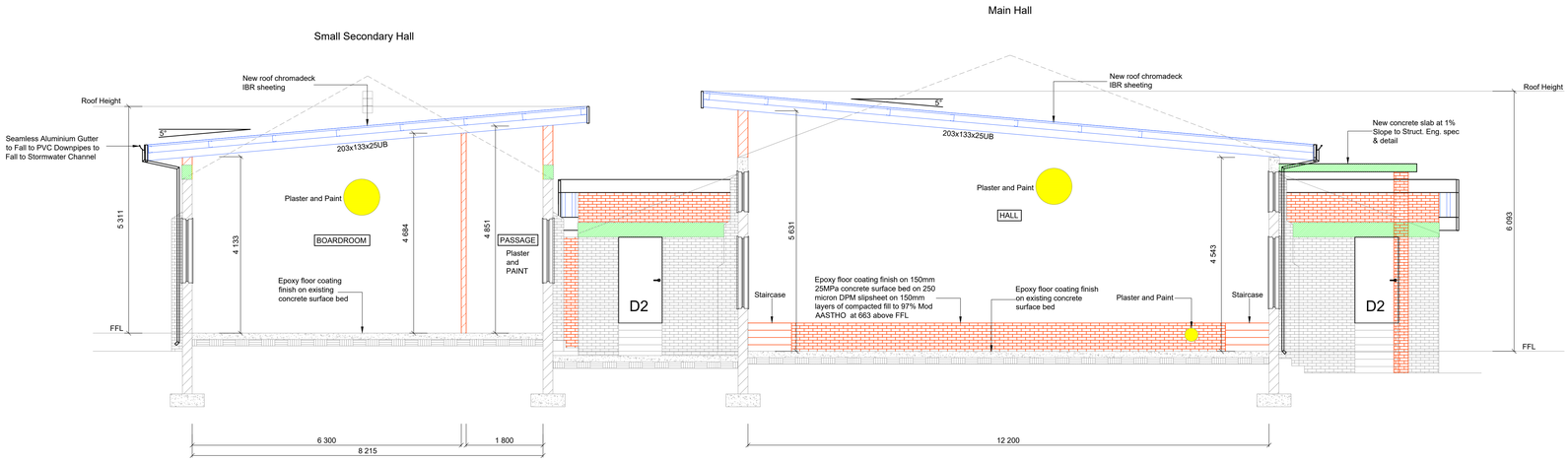

SECTION A-A
SCALE 1 : 50

ROOF OPTION 1 DESIGN

GENERAL LEGEND	
Cadastral Line	
All Existing	Grey
Demolition	Grey dotted
New Masonry	Red
New Concrete	Green
New Iron and Steel	Blue
New Painting and Plastering	Yellow
New Wood	Brown
Existing Concrete	Grey
Proposed Fence Line	

ISSUED FOR INFORMATION

OFFICIAL USE

Owner:	Name:	
	Sign:	
	Date	
Auther:	Name:	
	Sign:	
	Date	

Occupancy Classification: A1

ARCHITECTURE:

Loretz & Associates cc
P O Box 525
Msunduzi
3231
Tel: 033 342 0656
Fax: 033 342 0656
Email: loretz@telkomsa.net

Director / Project Manager Date

CONSULTING ENGINEER:

HN Consulting Engineers (Pty) Ltd
Block B, Hilltops Office Park
73 Villiers Drive, Clarendon
Pietermaritzburg, 3201

P O Box 13214, Cascades, 3202

T: +27 33 394 2352
F: +27 33 394 2356
E: pmboffice@hn.co.za
W: www.hn.co.za

Surveyed by:	
Designed by:	
Drawn by:	
Checked by:	
Approved on behalf of HN:	Director / Project Manager Date

DRAWING NO.	REFERENCE DRAWINGS

REV	DATE	DESCRIPTION	APPROVED

SYMBOL:
Rev A to Y = Working Drawings
Rev 0 = Issued for Tender
Rev 1 = Issued for Construction
Rev 2 to 99 = Contraction Revisions
Rev Z = As Built / Record Drawings

QUALITY VERIFICATION:
This drawing has been prepared under the controls established by a quality management system that meets the requirements of ISO9001: 2015 which has been independently certified. Registration Number LS 4725.

© COPYRIGHT: HN Consulting Engineers (Pty) Ltd

CLIENT:

THE MSUNDUZI MUNICIPALITY

INFRASTRUCTURE SERVICES & FACILITIES
CONSTRUCTION AND RECONSTRUCTION
SUB-UNIT

Private Bag X205 Tel: (033) 392 2047
Pietermaritzburg, 3200 Fax: (033) 392 2459

UNDERGROUND SERVICES CHECKED

SERVICE	DATE	DESIGNATION	SIGNATURE
S.W Drains			
Sewer			
Water Mains			
G.P.O Cables			
Elec. Cables			
S.A.T.S Cables			
Eskom Cables			
Oil Pipeline			

PROJECT:

WARD 24
ORIBI COMMUNITY HALL

DRAWING TITLE:

ELEVATION & SECTION
REFURBISHMENT, REMODEL AND
RESTORATION OF ORIBI COMMUNITY HALL ON
PTN 1 ERF 3356

SURVEY INFORMATION:
Projection: Transverse Mercator
Datum: WGS 1984
Prime Longitude: 31 Degrees

SHEET: 2 OF 2

SCALE: AS SHOWN (RELEVANT FOR AN A0 PLOT)

CONSULTANT DRG. NO.: 3091N-OCH-002 REVISION: A

CLIENT DRG. NO.: REVISION:

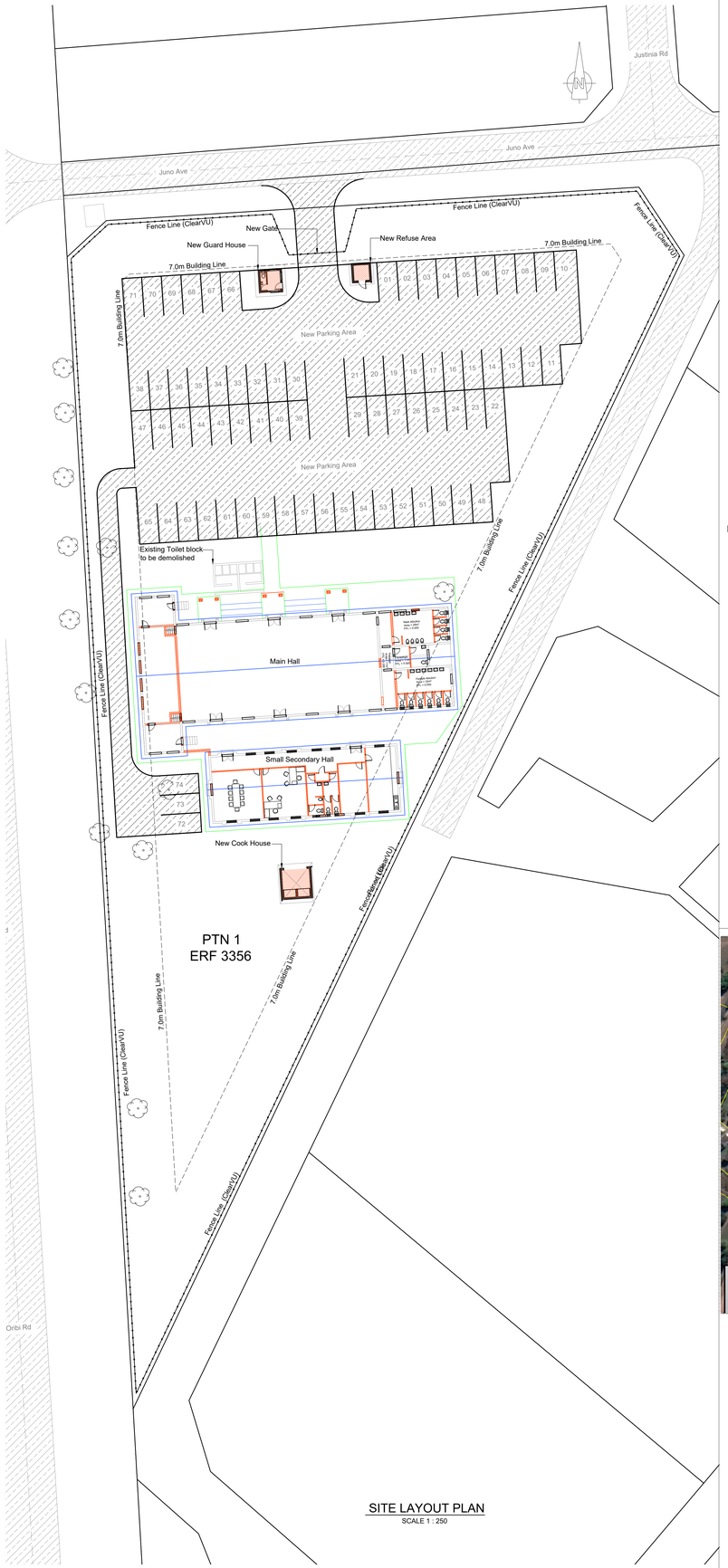

SITE LAYOUT PLAN
SCALE 1 : 250

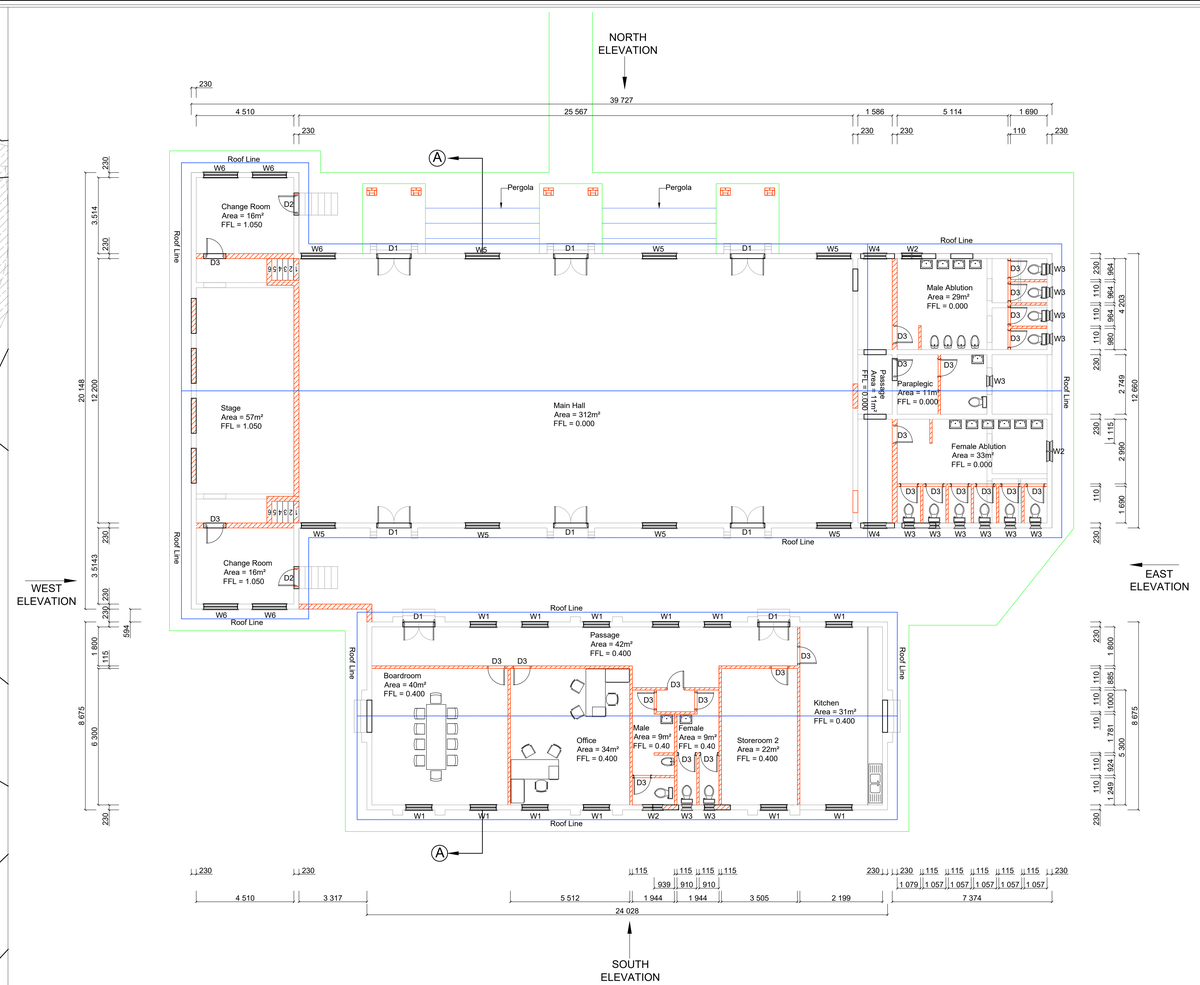

FLOOR PLAN
SCALE 1 : 100

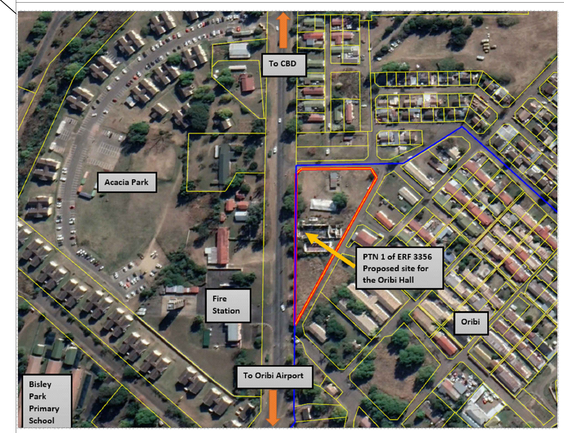

LOCALITY PLAN
NTS

WINDOW AND DOOR SCHEDULE

Type	Size	Material	No. Required	Mark
	1 196 × 1 498	Steel - Charcoal	15	W1
	1 022 × 654	Steel - Charcoal	3	W2
	533 × 459	Steel - Charcoal	15	W3
	1 022 × 935	Steel - Charcoal	2	W4
	1 561 × 1 674	Steel - Charcoal	7	W5
	1 561 × 935	Steel - Charcoal	5	W6
	1 561 × 935	Steel - Charcoal	18	W7
Type: Meranti Solid Double Door	1600 × 2100		8	D1
Type: Meranti Solid Door	914 × 2100		2	D2
Type: Heavy Duty Interior Door	813 × 2100		27	D3

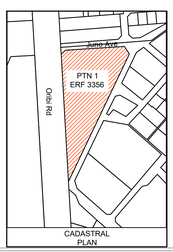

CADASTRAL PLAN

GENERAL LEGEND	
Cadastral Line	
All Existing	Grey
Demolition	Grey dotted
New Masonry	Red
New Concrete	Green
New Iron and Steel	Blue
New Painting and Plastering	Yellow
New Wood	Brown
Existing Concrete	Grey
Proposed Fence Line	

ROOF OPTION 2 DESIGN

ISSUED FOR INFORMATION

OFFICIAL USE

Owner:	Name:	
	Sign:	
	Date	
Auther:	Name:	
	Sign:	
	Date	

Occupancy Classification: A1

ARCHITECTURE:

Loretz & Associates cc
P O Box 525
Msunduzi
3231
Tel: 033 342 0656
Fax: 033 342 0656
Email: loretz@telkomsa.net

Director / Project Manager Date

CONSULTING ENGINEER:

HN Consulting Engineers (Pty) Ltd
Block B, Hilltops Office Park
73 Villiers Drive, Clarendon
Pietermaritzburg, 3201

P O Box 13214, Cascades, 3202

T: +27 33 394 2352
F: +27 33 394 2356
E: pmboffice@hn.co.za
W: www.hn.co.za

Surveyed by:	
Designed by:	
Drawn by:	
Checked by:	
Approved on behalf of HN:	Director / Project Manager Date

DRAWING NO.	REFERENCE DRAWINGS

REV	DATE	DESCRIPTION	APPROVED

SYMBOL
Rev A to Y = Working Drawings
Rev 0 = Issued for Tender
Rev 1 = Issued for Construction
Rev 2 to 99 = Construction Revisions
Rev Z = As Abuilt / Record Drawings

QUALITY VERIFICATION
This drawing has been prepared under the controls established by a quality management system that meets the requirements of ISO9001: 2015 which has been independently certified. Registration Number LS 4725.

© COPYRIGHT: HN Consulting Engineers (Pty) Ltd

CLIENT:

THE MSUNDUZI MUNICIPALITY

INFRASTRUCTURE SERVICES & FACILITIES CONSTRUCTION AND RECONSTRUCTION SUB-UNIT

Private Bag X205
Pietermaritzburg, 3200

Tel: (033) 392 2047
Fax: (033) 392 2459

UNDERGROUND SERVICES CHECKED

SERVICE	DATE	DESIGNATION	SIGNATURE
S.W Drains			
Sewer			
Water Mains			
G.P.O Cables			
Elec. Cables			
S.A.T.S Cables			
Eskom Cables			
Oil Pipeline			

PROJECT:

WARD 24
ORIBI COMMUNITY HALL

DRAWING TITLE:

SITE PLAN

REFURBISHMENT, REMODEL AND RESTORATION OF ORIBI COMMUNITY HALL ON PTN 1 ERF 3356

SURVEY INFORMATION:
Projection: Transverse Mercator
Datum: WGS 1984
Prime Longitude: 31 Degrees

SHEET: 1 OF 2

SCALE: AS SHOWN (RELEVANT FOR AN A0 PLOT)

CONSULTANT DRG. NO.: 309IN-OCH-001 REVISION: A

CLIENT DRG. NO.: REVISION:

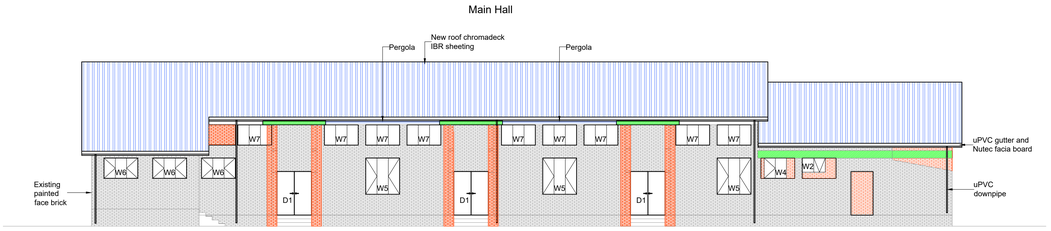

NORTH ELEVATION
SCALE 1 : 100

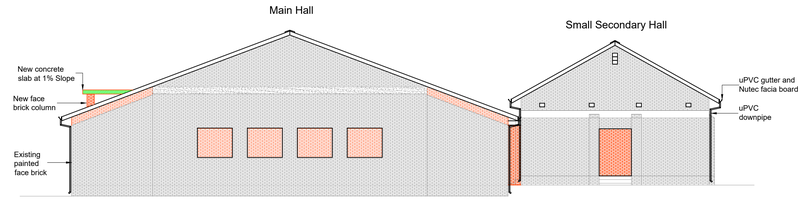

WEST ELEVATION
SCALE 1 : 100

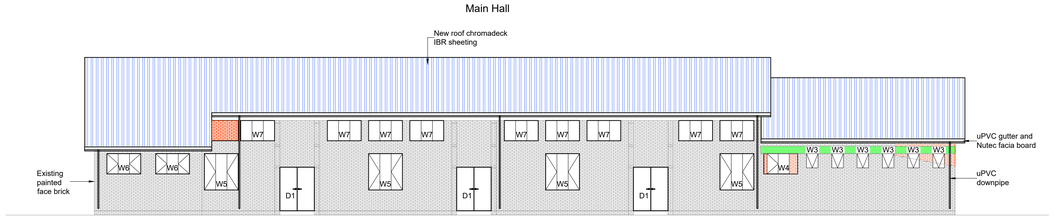

SOUTH ELEVATION
SCALE 1 : 100

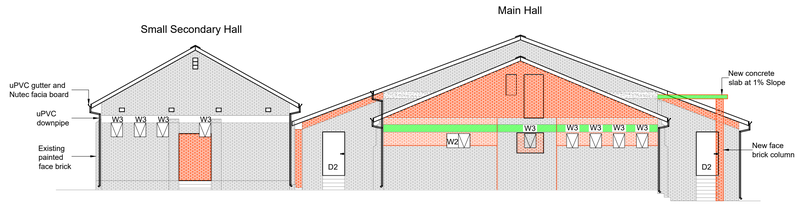

EAST ELEVATION
SCALE 1 : 100

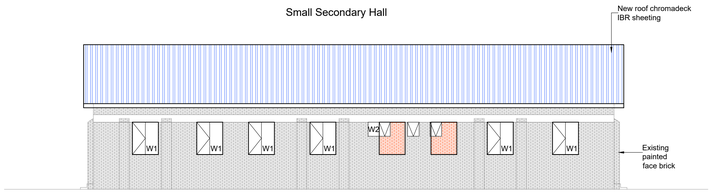

SOUTH ELEVATION
SCALE 1 : 100

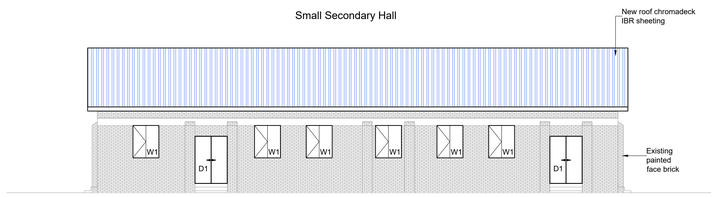

NORTH ELEVATION
SCALE 1 : 100

GENERAL LEGEND	
Cadastral Line	
All Existing	Grey
Demolition	Grey dotted
New Masonry	Red
New Concrete	Green
New Iron and Steel	Blue
New Painting and Plastering	Yellow
New Wood	Brown
Existing Concrete	Grey
Proposed Fence Line	

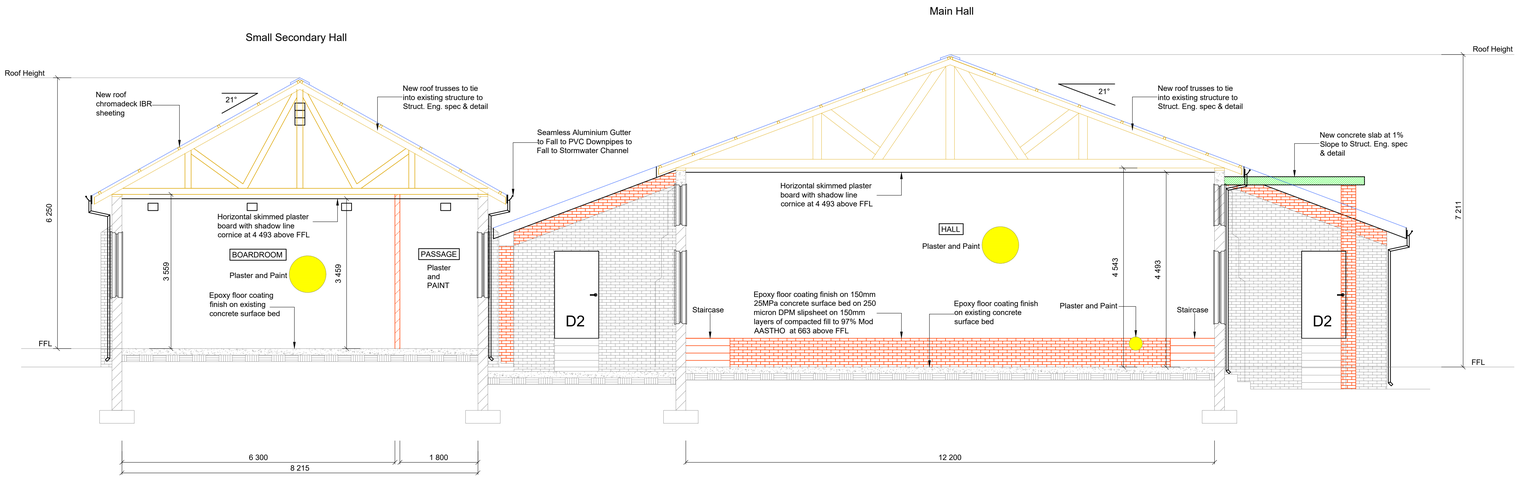

SECTION A-A
SCALE 1 : 50

ROOF OPTION 2 DESIGN

ISSUED FOR INFORMATION

OFFICIAL USE

Owner:	Name:	
	Sign:	
	Date	
Auther:	Name:	
	Sign:	
	Date	

Occupancy Classification: A1

ARCHITECTURE:

Loretz & Associates cc
P O Box 525
Msunduzi
3231
Tel: 033 342 0656
Fax: 033 342 0656
Email: loretz@telkomsa.net

Director / Project Manager Date

CONSULTING ENGINEER:

HN Consulting Engineers (Pty) Ltd
Block B, Hilltops Office Park
73 Villiers Drive, Clarendon
Pietermaritzburg, 3201

P O Box 13214, Cascades, 3202

T: +27 33 394 2352
F: +27 33 394 2356
E: pmboffice@hn.co.za
W: www.hn.co.za

Surveyed by:	
Designed by:	
Drawn by:	
Checked by:	
Approved on behalf of HN:	Director / Project Manager — Date

DRAWING NO.	REFERENCE DRAWINGS

REV	DATE	DESCRIPTION	APPROVED

SYMBOL:
Rev A to Y = Working Drawings
Rev 0 = Issued for Tender
Rev 1 to 99 = Construction Revisions
Rev 2 to 99 = Construction Revisions
Rev Z = As Built / Record Drawings

QUALITY VERIFICATION:
This drawing has been prepared under the controls established by a quality management system in accordance the requirements of ISO9001:2015 which has been independently audited. Registration Number LS 4726.

© COPYRIGHT: HN Consulting Engineers (Pty) Ltd

CLIENT:

THE MSUNDUZI MUNICIPALITY

INFRASTRUCTURE SERVICES & FACILITIES CONSTRUCTION AND RECONSTRUCTION SUB-UNIT

Private Bag X205
Pietermaritzburg, 3200

Tel: (033) 392 2047
Fax: (033) 392 2459

UNDERGROUND SERVICES CHECKED

SERVICE	DATE	DESIGNATION	SIGNATURE
S.W Drains			
Sewer			
Water Mains			
G,P,O Cables			
Elec. Cables			
S.A.T.S Cables			
Eskom Cables			
Oil Pipeline			

PROJECT:

WARD 24

ORIBI COMMUNITY HALL

DRAWING TITLE:

ELEVATION & SECTION
REFURBISHMENT, REMODEL AND RESTORATION OF ORIBI COMMUNITY HALL ON PTN 1 ERF 3356

SURVEY INFORMATION:
Projection: Transverse Mercator
Datum: WGS 1984
Prime Longitude: 31 Degrees

SHEET: 2 OF 2

SCALE: AS SHOWN (RELEVANT FOR AN A0 PLOT)

CONSULTANT DRG. NO.: 3091N-OCH-002 REVISION: A

CLIENT DRG. NO.: REVISION:

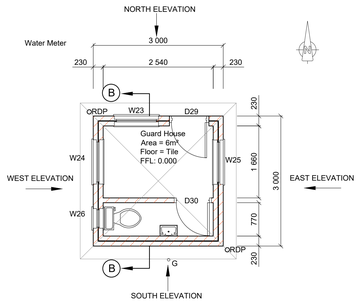

GUARD HOUSE FLOOR PLAN
SCALE 1 : 50

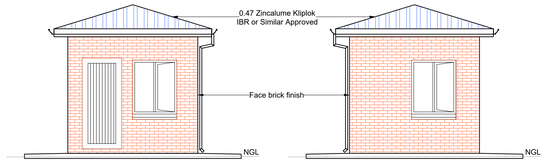

NORTH ELEVATION
SCALE 1 : 50

EAST ELEVATION
SCALE 1 : 50

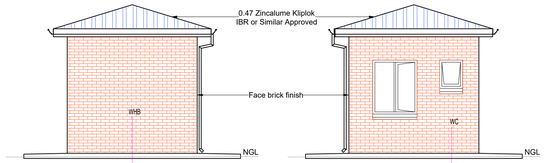

SOUTH ELEVATION
SCALE 1 : 50

WEST ELEVATION
SCALE 1 : 50

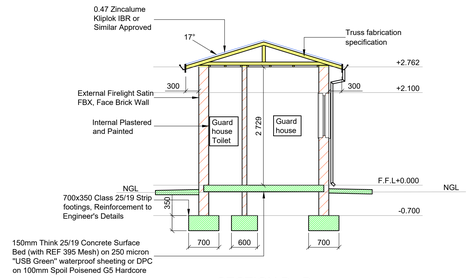

SECTION B - B
SCALE 1 : 50

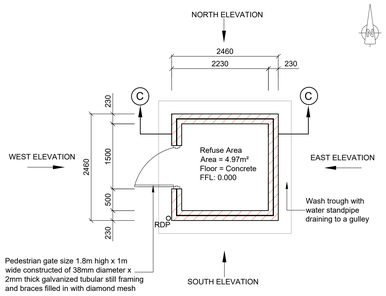

REFUSE AREA FLOOR PLAN
SCALE 1 : 50

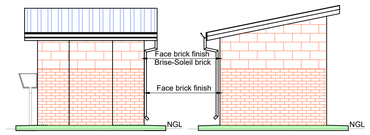

WEST ELEVATION
SCALE 1 : 50

NORTH ELEVATION
SCALE 1 : 50

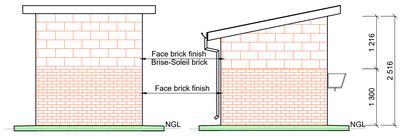

EAST ELEVATION
SCALE 1 : 50

SOUTH ELEVATION
SCALE 1 : 50

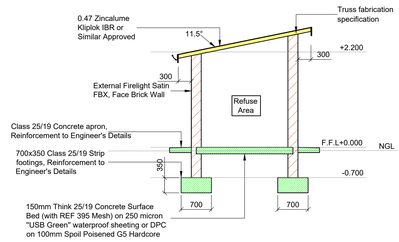

SECTION C - C
SCALE 1 : 50

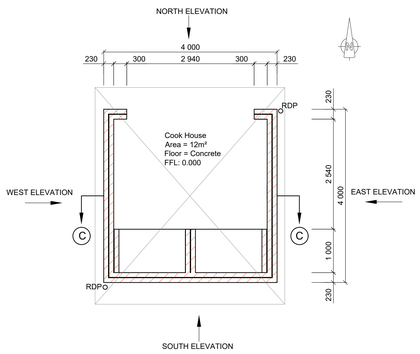

COOK HOUSE FLOOR PLAN
SCALE 1 : 50

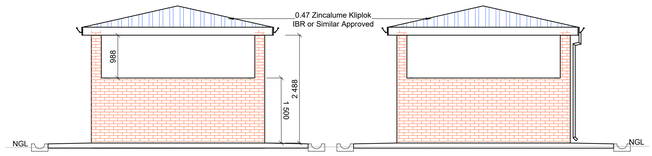

WEST ELEVATION
SCALE 1 : 50

EAST ELEVATION
SCALE 1 : 50

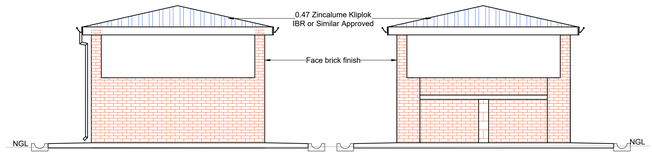

SOUTH ELEVATION
SCALE 1 : 50

NORTH ELEVATION
SCALE 1 : 50

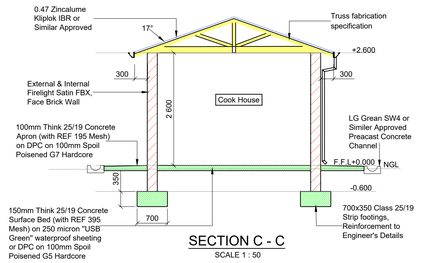

SECTION C - C
SCALE 1 : 50

OTHER BUILDINGS

ISSUED FOR INFORMATION

OFFICIAL USE

Owner:	Name:	
	Sign:	
	Date	
Auther:	Name:	
	Sign:	
	Date	

Occupancy Classification: A1

ARCHITECTURE:

Loretz & Associates cc
P O Box 525
Msunduzi
3231
Tel: 033 342 0656
Fax: 033 342 0656
Email: loretz@telkomsa.net

Director / Project Manager Date

CONSULTING ENGINEER:

HN Consulting Engineers (Pty) Ltd
Block B, Hilltops Office Park
73 Villiers Drive, Clarendon
Pietermaritzburg, 3201

P O Box 13214, Cascades, 3202

T: +27 33 394 2352
F: +27 33 394 2356
E: pmboffice@hn.co.za
W: www.hn.co.za

Surveyed by:	
Designed by:	
Drawn by:	
Checked by:	
Approved on behalf of HN:	Director / Project Manager Date

DRAWING NO.	REFERENCE DRAWINGS

REV	DATE	DESCRIPTION	APPROVED

STATUS:
Rev A to Y = Working Drawings
Rev 0 = Issued for Tender
Rev 1 to 99 = Construction Revisions
Rev 2 to 99 = Construction Revisions
Rev Z = As Abuilt / Record Drawings

QUALITY VERIFICATION:
This drawing has been prepared under the controls established by a quality management system in accordance the requirements of ISO9001:2015 which has been independently certified, Registration Number LS 4726.

© COPYRIGHT: HN Consulting Engineers (Pty) Ltd

CLIENT:

THE MSUNDUZI MUNICIPALITY

INFRASTRUCTURE SERVICES & FACILITIES
CONSTRUCTION AND RECONSTRUCTION
SUB-UNIT

Private Bag X205
Pietermaritzburg, 3200

Tel: (033) 392 2047
Fax: (033) 392 2459

UNDERGROUND SERVICES CHECKED

SERVICE	DATE	DESIGNATION	SIGNATURE
S.W Drains			
Sewer			
Water Mains			
G.P.O Cables			
Elec. Cables			
S.A.T.S Cables			
Eskom Cables			
Oil Pipeline			

PROJECT:

WARD 24
ORIBI COMMUNITY HALL

DRAWING TITLE:

ELEVATION & SECTION
REFURBISHMENT, REMODEL AND
RESTORATION OF ORIBI COMMUNITY HALL ON
PTN 1 ERF 3356

SURVEY INFORMATION:
Projection: Transverse Mercator
Datum: WGS 1984
Prime Longitude: 31 Degrees

SHEET: 1 OF 1

SCALE: AS SHOWN (RELEVANT FOR AN A0 PLOT)

CONSULTANT DRG. NO.: 309IN-OCH-003 REVISION: A

CLIENT DRG. NO.: REVISION: