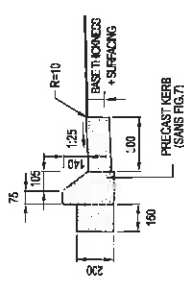
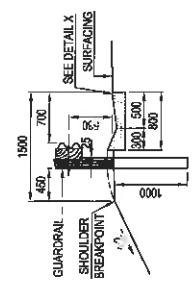


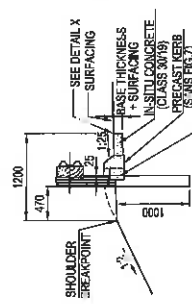
CROSS SECTION OF TYPE 'A' CONCRETE SIDE DRAIN
SCALE 1:20



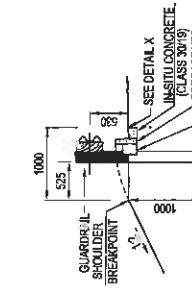
CROSS SECTION OF TYPE 'B' SEMI MOUNTABLE KERB (FIG. 7)
SCALE 1:20



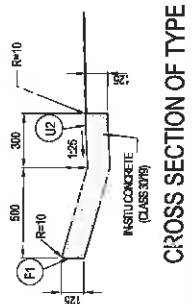
POSITION OF TYPE 'A' CONCRETE SIDE DRAIN
SCALE 1:50



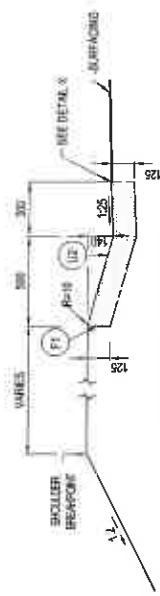
POSITION OF TYPE 'B' SEMI MOUNTABLE KERB (FIG. 7)
SCALE 1:50



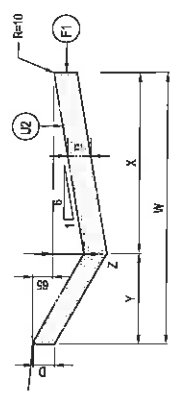
POSITION OF ALTERNATIVE TYPE 'B' NON MOUNTABLE KERB (FIG. 5)
SCALE 1:50



CROSS SECTION OF TYPE 'C' MOUNTABLE KERB (RURAL INTERSECTIONS)
SCALE 1:20



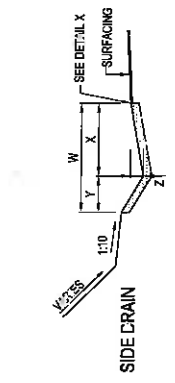
POSITION OF TYPE 'C' MOUNTABLE KERB
SCALE 1:20



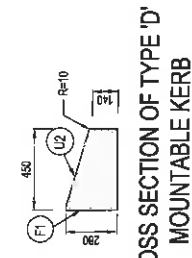
CROSS SECTION OF TYPE 'F' CONCRETE SIDE CHANNEL
N.T.S.

W	X	Y	Z	D	D
1000	670	330	110	125	100
1500	1000	500	170	125	100
2000	1330	670	220	150	100
2500	1670	830	280	150	100

DIMENSIONS OF TYPE 'F' CONCRETE CHANNELS



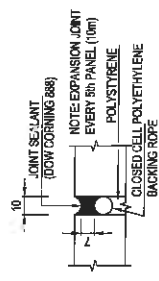
SIDE DRAIN



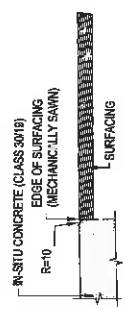
CROSS SECTION OF TYPE 'D' MOUNTABLE KERB
SCALE 1:20



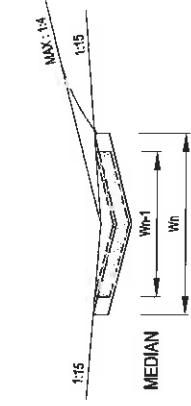
POSITION OF TYPE 'D' MOUNTABLE KERB (STREET SECTIONS)
SCALE 1:20



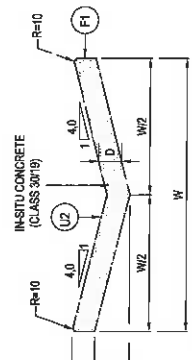
EXPANSION JOINT
N.T.S.



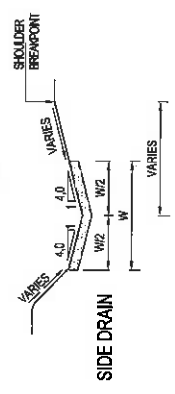
DETAIL X
SCALE 1:5



MEDIAN



CROSS SECTION OF TYPE 'E' CONCRETE CHANNEL
N.T.S.



POSITION OF TYPE 'E' CONCRETE CHANNEL

- NOTES:
1. ALL CONCRETE CHANNELS AND OTHER DRAINAGE STRUCTURES ON THIS PLAN TO BE CAST USING CLASS 30/19 CONCRETE.
 2. TYPES 'E' AND 'F' CONCRETE MUST BE CAST IN ALTERNATIVE LENGTHS OF 2.0m MAXIMUM WITH EXPANSION JOINTS EVERY 5th PANEL (10m).
 3. ALL EXPOSED CORNERS MUST BE ROUNDED TO A MINIMUM RADIUS OF 10mm.
 4. THE TYPE OF SURFACE FINISH IS INDICATED AS F1 & U2.
 5. F - FORMED SURFACES
U - UNFORMED SURFACES
PRECAST TENSING FIG. 5 & FIG. 7 REFER SANIS 127

FOR LATEST VERSION CHECK www.nr.s.a.co.za

TYPICAL DRAWINGS - DRAINAGE	
RD SURFACE DRAINAGE	
TYPICAL DRAIN TYPES	
SHEET 1 OF 7	
<p>HEAD OFFICE DR. de Beers 11, Park Lane Cape Town 7925</p> <p>DATE: 18 FEBRUARY 2006</p>	<p>THE CONSULTANT'S NAME ROMAN ROYALTY</p> <p>DATE: 18 FEBRUARY 2006</p>
<p>SANRAL TYPICAL DRAWINGS</p> <p>COPYRIGHT: THIS DRAWING IS PROTECTED IN TERMS OF THE COPYRIGHT ACT NO. 98 OF 1978 AND MAY NOT BE REPRODUCED WITHOUT PERMISSON IN WRITING FROM SANRAL.</p> <p>CONDITIONS FOR USE: CONSULTANTS APPOINTED BY SANRAL SHALL INCORPORATE THE TYPICAL DETAILS HEREON INTO THEIR SPECIFIC DESIGN FOR WHICH THEY WILL ASSUME FULL PROFESSIONAL RESPONSIBILITY. THIS TYPICAL DRAWING MAY NOT BE USED FOR TENDER PURPOSES.</p>	
<p>N: DATE</p> <p>REV: 1/2006</p>	<p>APPROVED</p>