



ENVIRONMENTAL MANAGEMENT PROGRAMME (EMPR)

**PROPOSED SOYUZ 1 WIND ENERGY FACILITY,
NORTHERN CAPE PROVINCE.**

DFFE REFERENCE NUMBER: 14/12/16/3/3/2/2205

MARCH 2023

**SOYUZ 1 WIND ENERGY FACILITY,
NORTHERN CAPE PROVINCE.**

DDFE Reference Number: 14/12/16/3/3/2/2205

DRAFT ENVIRONMENTAL MANAGEMENT PROGRAMME (EMPR)

PREPARED FOR:

SOYUZ 1 (PTY) LTD

PREPARED BY:



COASTAL AND ENVIRONMENTAL SERVICES (PTY) LTD (TRADING AS "CES")

67 African Street, Makhanda (Grahamstown), 6140
Tel.: +27 (0)46 622 2364 | Website: www.cesnet.co.za

MARCH 2023

COPYRIGHT INFORMATION

This document contains intellectual property and proprietary information that is protected by copyright in favour of Coastal and Environmental Services (Pty) Ltd (trading as "CES") and the specialist consultants. The document may therefore not be reproduced, used or distributed to any third party without the prior written consent of CES. This document is prepared exclusively for submission to Soyuz 1 Wind Energy Facility RF (Pty) Ltd and Soyuz 1 (Pty) Ltd, and is subject to all confidentiality, copyright and trade secrets, rules intellectual property law and practices of South Africa.

DEFINITIONS

For the purposes of this Environmental Management Programme report (EMPr), the following terms, abbreviations and descriptions apply:

TERMS	DESCRIPTION
Alien Vegetation	Alien vegetation is defined as undesirable plant growth which shall include, but not be limited to all declared category 1 and 2 listed invader species as set out in the Conservation of Agricultural Resources Act (CARA) regulations. Other vegetation deemed to be alien shall be those plant species that show the potential to occupy in number, any area within the defined construction area and which are declared to be undesirable. This includes plant species identified as Alien and invasive species in the National Environmental Management Biodiversity Act of 2004, Alien and Invasive Species Regulations, 2014.
Cement-laden water	Cement laden water refers to water containing cement or concrete arising from the Principal Contractor’s activities.
Contaminated water	Contaminate water refers to water that has been contaminated by the Principal Contractor's activities such as with hazardous substances, hydrocarbons, paints, solvents and runoff from plant, workshop or personnel wash areas but excludes water containing cement/ concrete or silt.
Construction Camp	Construction camp (site camps) refers to all storage and stockpile sites, site offices, container sites, workshops and testing facilities and other areas required to undertake construction activities.
Environment	Environment refers to the surroundings within which humans exist and that could be made up of:- <ul style="list-style-type: none"> (i) The land, water and atmosphere of the earth; (ii) Micro-organisms, plant and animal life; (iii) Any part or combination of (i) and (ii) and the interrelationships among and between them; and (iv) The physical, chemical, aesthetic and cultural properties and conditions of the foregoing that influence human health and well-being.
Environmental Aspect	An environmental aspect is any component of a Principal Contractor’s construction activity that is likely to interact with the environment.
Environmental Authorisation (EA)	An Environmental Authorisation (EA) refers to a written statement from the relevant environmental authority, with or without conditions, that records the approval (partial approval or refusal) of a proposed project and the mitigating measures required to prevent or reduce the effects of environmental impacts during the lifespan of a contract.
Environmental Control Officer (ECO)	As required by NEMA, an Environmental Control Officer (ECO) refers to an independent suitably qualified and experienced person or entity appointed by the Proponent to undertake monthly (or as and when the required/stipulated by the CA) environmental audits of the works being undertaken.
Environmental Impact	An impact or environmental impact is the change to the environment, whether desirable or undesirable, that will result from the effect of a construction activity. An impact may be the direct or indirect consequence of a construction activity.
Environmental Management Plan/Programme (EMP/EMPr)	An Environmental Management Plan (EMP) or Programme (EMPr) is an environmental management tool used to ensure that undue or reasonably avoidable adverse impacts of the construction, operation and decommissioning specific to a project are prevented; and that the positive benefits of the project are enhanced.
Environmental Officer (EO)	An Environmental Officer (EO) refers to the site-based designated person responsible for implementing the environmental provisions of the construction contract and is appointed by the Principal Contractor and sub-Principal Contractors undertaking the works.

TERMS	DESCRIPTION
Environmental Policy	Environmental Policy is a statement (or statements) by the organisation of its intentions and principles in relation to its overall environmental performance which provides a framework for action and for the setting of its environmental objectives and targets.
Environmental Site Compliance Officer (ESCO)	An Environmental Site Compliance Officer (ESCO) refers to an independent suitably qualified and experienced person or entity appointed by the Proponent to monitor works on site on a full-time basis to ensure compliance with the EA.
Interested and/or Affected Party (I&AP)	An Interested and/or Affected Party (I&AP) is contemplated in Section 24(4)(d) of the NEMA (1998, Act No. 107) and which, in terms of that section, includes – <i>(i) Any person, groups of persons, organisation interested in or affected by an activity, and;</i> <i>(ii) Any organ of state that may have jurisdiction over any aspect of the activity.</i>
Method Statement (MS)	A Method Statement (MS) is a written submission by the Principal Contractor to the ECO and/or ESCO in response to the EMP or to a request by the ECO and/or ESCO, setting out the plant (construction equipment), materials, labour and method the Principal Contractor proposes to carry out an activity, identified by the relevant specification or the ECO and/or ESCO when requesting the Method Statement. The MS should be in such detail that the ECO and/or ESCO is able to assess whether the Principal Contractor's proposal is in accordance with the EMP and/or will produce results in accordance with the EMP.
Mitigate/Mitigation	Mitigate (or mitigation) refers to the implementation of practical measures to reduce the adverse impacts, or to enhance beneficial impacts of a particular action.
No-Go Area	A no-go area refers to an area in which construction activities are prohibited.
Pollution	According to the NEMA (Act No. 107 of 1998), pollution can be defined as, “Any change in the environment caused by (i) substances; (ii) radioactive or other waves; or (iii) noise, odours, dust or heat emitted from any activity, including the storage or treatment of waste or substances, construction and the provision of services, whether engaged in by any person or an organ of state, where that change has an adverse effect on human health or well-being or on the composition, resilience and productivity of natural or managed ecosystems, or on materials useful to people, or will have such an effect in the future”.
Potentially hazardous substance	A potentially hazardous substance refers to a substance, which, in the reasonable opinion of the ECO and/or ESCO, can have a harmful effect on the environment. Hazardous Chemical Substances are defined in the Regulations for Hazardous Chemical Substances published in terms of the Occupational Health and Safety Act.
Principal Contractor	The Principal Contractor is appointed by the project developer to undertake construction of the development.
Reasonable	Reasonable means reasonable in the opinion of the ECO and/or ESCO, after consultation with the EO - unless the context indicates otherwise.
Rehabilitation	Rehabilitation refers to re-establishing or restoring something to its original state or to a healthy, sustainable capacity or state.
Site	A site, in this context, refers to the area in which construction is taking place.
Solid waste	Solid waste refers to all solid waste materials, including construction debris, chemical waste, excess cement/concrete, wrapping materials, timber, tins, cans, drums, wire, nails, food and domestic waste (e.g. plastic packets and wrappers).
Species of Conservation Concern (SCC)	Species of Conservation Concern (SCC) refers to species listed in the rare, indeterminate, or monitoring categories of the South African Red Data Books, and/or species listed in globally near-threatened, nationally threatened or nationally near threatened categories (Barnes, 1998).

TERMS	DESCRIPTION
Threatened species	Threatened species are defined as: a) species listed in the endangered or vulnerable categories in the revised South African Red Data Books or listed in the globally threatened category; b) species of special conservation concern (i.e. taxa described since the relevant South African Red Data Books, or whose conservation status has been highlighted subsequent to 1984); c) species which are included in other international lists; or d) species included in Appendix 1 or 2 of the Convention of International Trade in Endangered Species (CITES).
Topsoil	Topsoil refers to the top 100 mm of soil and may include top material, e.g. vegetation and leaf litter.

TABLE OF CONTENTS

1 INTRODUCTION..... 1

1.1 OBJECTIVES OF THE EMPR..... 1

1.2 STRUCTURE AND FUNCTION OF THE EMPR..... 2

1.3 Legislative Requirements 3

1.4 Environmental Authorisation 4

2 DETAILS OF THE EAP & SPECIALIST TEAM 5

2.1 Expertise of the EAP 5

2.1 Details of the Team 5

3 SOYUZ 1 ENVIRONMENTAL AND SOCIAL MANAGEMENT SYSTEM..... 7

4 PROPOSED ACTIVITY 8

3.1 Project Description..... 8

3.2 Project Locality 9

3.3 Construction Site: Hours of Operation..... 10

5 LAYOUT OF THE EMPR..... 11

4.1 Planning and Design Phase..... 12

4.2 Construction Phase 12

4.3 Operational Phase 12

4.4 Decommissioning Phase..... 12

6 IMPACT MANAGEMENT ACTIONS 13

6.1 General Construction Phase Mitigation and Management Measures..... 13

6.2 General and Specialist EIR Guidelines, Mitigation and Management Measures..... 27

6.3 Cumulative Impact and Other Infrastructure..... 65

6.4 Site Sensitivity 66

7 ADMINISTRATION AND REGULATION OF ENVIRONMENTAL OBLIGATIONS 68

7.1 Management Structure..... 68

7.2 Roles and Responsibilities 68

7.2.1 *The Proponent (Developer)*..... 68

7.2.2 *The Principal Contractor* 69

7.2.3 *The Resident Engineer*..... 69

7.2.4 *The Environmental Officer (EO)* 69

7.2.5 *Environmental Site Compliance Officer (ESCO)*..... 70

7.2.6 *Environmental Control Officer (ECO)* 70

6.3 Compliance Monitoring and Corrective Action..... 72

6.4 Reporting and Review 72

6.5 Monitoring..... 72

6.6 Emergency Preparedness..... 73

6.7 Environmental Incident Management 73

6.8 Management Review 73

8 REPORTING..... 74

8.1 Method Statements 74

8.2 Good Housekeeping 75

8.3 Record Keeping 75

8.4 Document Control..... 75

9 ENVIRONMENTAL AWARENESS 76

9.1 Environmental Training..... 76

9.2 Monitoring of Environmental Training..... 76

10 ENVIRONMENTAL MONITORING 77

10.1 General Environmental Monitoring 77

10.2 Avifaunal and Bat Monitoring 77

11 MANAGEMENT PLANS 78

11.1 Open Space Management Plan 78

11.2 Watercourse and Wetland Management Plan 78

11.3 Faunal Relocation Plan 79

11.4 Botanical Search and Rescue..... 79

11.5 Site Clearing Plan..... 80

11.6 Rehabilitation and Landscape Management Plan..... 80

10.7 Alien Vegetation Management Plan 84

11.8 Fire Management Plan 86

11.9 Traffic, Transportation and Road Maintenance Management Plan 87

11.10 Stormwater Management Plan..... 88

11.11 Erosion Management Plan 89

11.12 Waste Management Plan..... 91

11.13 Emergency Response Plan 92

12 CLOSURE PLANNING..... 96

12.1 Post-Construction Audit 96

12.2 General Review of the EMPr 96

13 CONCLUSIONS..... 97

13.1 Impact Management Outcomes 97

13.2 Concluding Statements 97

14 APPENDIX A..... 98

15 APPENDIX B 101

16 APPENDIX C 102

17 APPENDIX D..... 104

1 INTRODUCTION

The Proponent Soyuz 1 (Pty) Ltd is proposing the development of a commercial Wind Energy Facility (WEF) and associated infrastructure on a site located approximately 22 km South of Britstown within the Emthanjeni Local Municipality and the Pixley ka Seme District Municipality in the Northern Cape Province.

Table 1-1 below lists the proposed properties which will be affected by the proposed infrastructure.

Table 1-1: 21-Digit Surveyor General (SG) Codes of the affected properties.

SOYUZ 1 WEF		
SG DIGIT NUMBER	FARM NUMBER/PORITION	AREA (HA)
N073C012000000000144000000	0/144	979
N073C012000000000145000001	RE/145	807
N073C012000000000147000010	1/147	255
N073C012000000000147000060	6/147	1 629
N073C012000000000147000090	9/147	926
N073C012000000000147000110	11/147	3 647
N073C012000000000169000010	1/169	4 893
N073C012000000000169000001	RE/169	3 107
TOTAL		16243

1.1 OBJECTIVES OF THE EMPR

This Environmental Management Programme report (EMPr) has been compiled to provide mitigation, monitoring and institutional measures to be taken during the various phases of the Soyuz 1 Wind Energy Facility, situated within the Northern Cape Province. These measures aim to eliminate, offset and/or reduce adverse environmental and social impacts.

This EMPr informs all relevant parties, in this case, the Principal Contractor, the Environmental Officer (EO), Environmental Site Compliance Officer (ESCO), Environmental Control Officer (ECO) and all other staff employed by Soyuz 1 (Pty) Ltd at the site, of their duties in the fulfilment of the legal requirements for the construction and operation of the Soyuz 1 WEF, with particular reference to the prevention and mitigation of anticipated potential environmental impacts.

All parties should note that obligations imposed by the EMPr are legally binding in terms of the Environmental Authorisation (EA) granted by the relevant environmental permitting authority, the national Department of Forestry, Fisheries and the Environment (DFFE).

The general objectives of the EMPr are to:

- Ensure compliance with the regulatory authority stipulations and guidelines which could be local, provincial, national and/or international;
- Ensure that there is sufficient allocation of resources on the project budget so that the scale of EMPr-related activities is consistent with the significance of project impacts;
- Verify environmental performance through information on impacts as they occur;
- Respond to unforeseen events;
- Provide feedback for continual improvement in environmental performance;
- Identify a range of mitigation measures which could reduce and mitigate the potential impacts to minimal or insignificant levels;
- Detail specific actions deemed necessary to assist in mitigating the environmental impact of the project;
- Identify measures which could optimize beneficial impacts;

- Create management structures which address the concerns and complaints of I&APs with regards to the development;
- Establish a method of monitoring and auditing environmental management practices during all phases of the activity;
- Ensure that safety recommendations are complied with; and
- Specify time periods within which the measures contemplated in the final EMPr must be implemented, where appropriate.

1.2 STRUCTURE AND FUNCTION OF THE EMPr

An EMPr is focused on sound environmental management practices, which will be undertaken to minimise adverse impacts on the environment through the lifetime of a development. In addition, an EMPr identifies measures which should be in place or will be actioned to manage any incidents and emergencies that could occur during the operation of the project.

As such, the EMPr provides specifications which must be adhered to in order to minimise adverse environmental impacts associated with the various phases of the Soyuz 1 Wind Energy Facility. The contents of the EMPr are consistent with the requirements as set out in Appendix 4 of the National Environmental Management Act (NEMA, Act No. 107 of 1998 and subsequent 2014 amendments) Environmental Impact Assessment (EIA) Regulations (2014, and subsequent 2017 amendments), as stipulated below.

REQUIREMENTS OF AN ENVIRONMENTAL MANAGEMENT PROGRAMME REPORT IN TERMS OF GN R. 982 (GN R. 326, 2017) APPENDIX 4
<p>(1) An EMPr must comply with Section 24(N) of the Act and include -</p> <p>(a) Details of –</p> <ul style="list-style-type: none"> (i) The EAP who prepared the EMPr; and (ii) The expertise of the EAP to prepare an EMPr, including a curriculum vitae; <p>(b) A detailed description of the aspects of the activity that are covered by the EMPr as identified by the project description;</p> <p>(c) A map at an appropriate scale which superimposes the proposed activity, its associated structures, and infrastructure on the environmental sensitivities of the preferred site, indicating any areas that should be avoided, including buffers;</p> <p>(d) A description of the impact management outcomes, including management statements, identifying the impacts and risks that need to be avoided, managed and mitigated as identified through the environmental impact assessment process for all phases of the development including –</p> <ul style="list-style-type: none"> (i) Planning and design; (ii) Pre-construction activities; (iii) Construction activities; (iv) Rehabilitation of the environment after construction and where applicable post closure; and (v) Where relevant, operation activities; <p>(f) A description of proposed impact management actions, identifying the manner in which the impact management outcomes contemplated in paragraph (d) will be achieved, and must, where applicable include actions to –</p> <ul style="list-style-type: none"> (i) Avoid, modify, remedy, control or stop any action, activity or process which causes pollution or environmental degradation; (ii) Comply with any prescribed environmental management standards or practices; (iii) Comply with any applicable provisions of the Act regarding closure, where applicable; (iv) Comply with any provisions of the Act regarding financial provisions for rehabilitation, where applicable;

- (g) The method of monitoring the implementation of the impact management actions contemplated in paragraph (f);
 - (h) The frequency of monitoring the implementation of the impact management actions contemplated in (f);
 - (i) An indication of the persons who will be responsible for the implementation of the impact management actions;
 - (j) The time periods within which the impact management actions contemplated in paragraph (f) must be implemented;
 - (k) The mechanism for monitoring compliance with the impact management actions contemplated in paragraph (f);
 - (l) A program for reporting on compliance, taking into account the requirement as prescribed by the regulations;
 - (m) An environmental awareness plan describing the manner in which –
 - (i) The applicant intends to inform his or her employees of any environmental risk which may result from their work; and
 - (ii) Risks must be dealt with in order to avoid pollution or the degradation of the environment; and
 - (n) Any specific information that may be required by the competent authority.
- (2) Where a government notice *gazetted* by the Minister provides for a generic EMPr, such generic EMPr as indicated in such notice will apply.

1.3 LEGISLATIVE REQUIREMENTS

Construction must be according to the best industry practices, as identified in the project documents. This EMPr, which forms an integral part of the contract documents, informs the Principal Contractor of their duties in the fulfilment of the project objectives, with particular reference to the prevention, mitigation and management of environmental impacts caused by the activities of the various phases associated with the Soyuz 1 WEF. The Principal Contractor should note that obligations imposed by the approved EMPr are legally binding in terms of environmental statutory legislation and in terms of the additional conditions to the general conditions of contract which pertain to this project. In the event that any rights and obligations contained in this document contradict those specified in the standard or project specifications, then the latter must prevail.

The Principal Contractor must identify and comply with all South African national and provincial environmental legislation, including associated regulations and all local by-laws relevant to the project. Key legislation currently applicable to the construction and operational phases of the project must be complied with. The list of applicable legislation provided below is intended to serve as a guideline only and is not exhaustive:-

TITLE OF LEGISLATION, POLICY OR GUIDELINE:	DATE:
National Environmental Management Act (NEMA) (Act No. 107 of 1998) and its subsequent amendments	1998 and 2014 amendments
National Environmental Management Act (NEMA) (Act No. 107 of 1998, as amended) Environmental Impact Assessment (EIA) Regulations (2014, as amended)	2014
The Constitution Act (Act No. 108 of 1996)	1996
National Heritage Resources Act (NHRA) (Act No. 25 of 1999)	1999
National Water Act (NWA) (Act No. 36 of 1998, as amended)	1998
National Environmental Management: Waste Act (NEMWA) (Act No. 59 of 2008, as amended)	2008
National Environmental Management: Protected Areas Act (NEMPAA) (Act No. 57 of 2003)	2003
National Environmental Management: Protected Areas Amendment Act (Act No. 31 of 2004)	2004
National Environmental Management: Air Quality Act (NEMAQA) (Act No. 39 of 2004, as amended)	2004
Conservation of Agricultural Resources Act (CARA) (Act No. 43 of 1983)	1983
National Environmental Management: Biodiversity Act (NEMBA) (Act No. 10 of 2004)	2004
National Forest Act (NFA) (Act No. 84 of 1998, as amended)	1998

TITLE OF LEGISLATION, POLICY OR GUIDELINE:	DATE:
National Environmental Management: Biodiversity Act, Alien and Invasive Species Regulations (2014)	2014
Occupational Health and Safety Act (OHSA) (Act No. 85 of 1993, as amended)	1993
Hazardous Substances Act (HSA) (Act No. 15 of 1973)	1973
Spatial Planning and Land Use Management Act (SPLUMA) (Act No. 16 of 2013)	2013
Electricity Regulation Act (Act No. 4 of 2006, as amended)	2006
Aviation Act (Act No. 74 of 1962): 13 th Amendment of the Civil Aviation Regulations 1997, dated 2008	1962, 1997 and 2008
Minerals and Petroleum Resources Development Act (MPRDA) (Act No. 28 of 2002, as amended)	2002
Provincial Nature and Environmental Conservation Ordinance (No. 19 of 1974)	1974
Northern Cape Nature Conservation Act (Act No. 9 of 2009)	2009
National Road Traffic Act (NRTA) (Act No. 39 of 1996)	1996
National Veld and Forest Fire Act (Act No. 101 of 1998)	1998
South African Bureau of Standards (SABS)	
National Infrastructure Plan (NIP, 2012)	2012
Local Government: Municipal Systems Act (Act No. 32 of 2000)	2000
Pixley Ka Seme District Municipality (Northern Cape) Development Plans and Frameworks	Most recent
Emthanjeni Local Municipality (Northern Cape) Development Plans and Frameworks	

1.4 ENVIRONMENTAL AUTHORISATION

In accordance with the requirements of the NEMA (Act No. 107 of 1998, as amended) EIA Regulations (2014, as amended), the proposed Soyuz 1 WEF is subject to a Scoping and EIA Process.

This EMPr interprets the findings of the EIR and prescribes project-specific specifications to be achieved. The EMPr is a progressive working document which should be updated throughout the development phases, as required.

2 DETAILS OF THE EAP & SPECIALIST TEAM

2.1 EXPERTISE OF THE EAP

EAP: Dr Alan Carter, *Pri.Sci.Nat, Registered EAP*

NEMA registered Company: Coastal and Environmental Services (Pty) Ltd. t/a CES

Physical Address: 39 Harewood Drive, Nahoon Mouth, East London, 5214

Telephone No.: +27 (0)43 726 7809

Website: www.cesnet.co.za

Email Address: a.carter@cesnet.co.za

Dr Alan Carter is an Executive and the East London Branch Manager at CES. He has extensive training and experience in both financial accounting and environmental science disciplines with international accounting firms in South Africa and the USA. He is a member of the American Institute of Certified Public Accountants (licensed in Texas) and holds a PhD in Plant Sciences. He is also a certified ISO14001 EMS auditor with the American National Standards Institute. Alan has been responsible for leading and managing numerous and varied consulting projects over the past 25 years. He is a registered professional with the South African Council for Natural Scientific Professionals (SACNASP) and a registered EAP through the Environmental Assessment Practitioners Association of South Africa (EAPASA).

2.1 DETAILS OF THE TEAM

Environmental Consultants	Alan Carter , Project Leader & The EAP <i>CES</i> Robyn Thomson , Project Manager, Lead Author & GIS Mapping <i>CES</i>
Agricultural Specialist	Mariné Pienaar , Agricultural Specialist <i>TerraAfrica</i>
Avifaunal Specialist	Owen Rhys Davies , Avifaunal Specialist <i>Arcus Consultancy Services</i>
Bat Specialist	Craig Campbell , Bat Specialist <i>Arcus Consultancy Services</i>
Botanical Specialist	Tarryn Martin , Botanical Specialist <i>Biodiversity Africa</i>
Freshwater Specialist	Aidan Gouws , Freshwater Specialist <i>CES</i> Ryan Edwards , Freshwater Specialist (Review) <i>Verdant Environmental</i>
Faunal Specialist	Amber Jackson , Faunal Specialist <i>Biodiversity Africa</i>
Heritage Specialist	Nelius Kruger , Archaeological Specialist <i>CES</i>
Noise Specialist	Morné de Jager , Acoustic Specialist <i>Enviro Acoustic Research, MENCO</i>
Paleontological Specialist	Elize Butler , Paleontological Specialist <i>Banzai Environmental</i>
Socio-Economic Specialist	Hilda Bezuidenhout , Socio-economic Specialist <i>CES</i>
Traffic	Adrian Johnson , Traffic Specialist

Specialist	<i>JG Afrika</i>
Visual Specialist	Peter Velcich , Visual Specialist <i>NuLeaf Planning and Environmental</i>

3 SOYUZ 1 ENVIRONMENTAL AND SOCIAL MANAGEMENT SYSTEM

An environmental and social management system (ESMS) shall be implemented by the project. The system is founded on the requirements of the Equator Principles, International Finance Corporation (IFC) Performance Standards, IFC EHS Guidelines, IFC Sector Guidelines and Good International Industry Practices which are applicable at the Project, as well as ensuring compliance with:

- The social safeguards of the European Investment Bank covering population movement, including involuntary resettlement.
- The International Labour Organization's Core Labour Standards and Basic Terms and Conditions of Work.
- The International Bill of Human Rights in line with the United Nations' Guiding Principles on Business and Human Rights safeguards.

Project policies include the following, but are not limited to these, in terms of environmental and social management:

- Environmental, Health, Safety and Social Policy
- Labour Policy
- Drug and Alcohol Policy
- Smoking Policy
- Code of Conduct

An environmental, health, safety, security and social specification outlines the expectations applicable to Principal Contractors, to ensure IFC PS benchmarks are met.

A project-specific stakeholder engagement plan shall be developed in terms of IFC PS 1. Internal and external grievance mechanisms shall be implemented, as per the project ESMS, throughout the lifecycle of the project. The Community Health and Safety Plan shall be implemented as a component of the ESMS, as per IFC PS 1 and IFC PS 4, and shall prescribe mitigation measures for potential community impacts that may be associated with project activities. These mitigation measures would include measures identified by certain parties that have previously raised concerns in terms of security issues during construction and further into operation.

Independent monitoring of the effective implementation of the ESMS shall be undertaken in terms of an independent monitoring schedule as per the requirements of the projects' s ESMS. Both internal and external audits on the ESMS will be undertaken during the lifecycle of the project and as prescribed by the projects ESMS.

All the ESMS documents with the EA, EMPr and any other legislated permits will become the management system/tool for the project.

4 PROPOSED ACTIVITY

3.1 PROJECT DESCRIPTION

The applicant Soyuz 1 (Pty) Ltd is proposing the development of a commercial Wind Energy Facility (WEF) and associated infrastructure on a site located approximately 22 km South of Britstown within the Emthanjeni Local Municipality and the Pixley ka Seme District Municipality in the Northern Cape Province.

Five additional WEF's are concurrently being considered on the surrounding properties and are assessed by way of separate impact assessment processes contained in the 2014 Environmental Impact Assessment Regulations (GN No. R982, as amended) for listed activities contained in Listing Notices 1, 2 and 3 (GN R983, R984 and R985, as amended). These projects are known as Soyuz 2 WEF, Soyuz 3 WEF, Soyuz 4 WEF, Soyuz 5 WEF and Soyuz 6 WEF.

A preferred project site with an extent of approximately 125 000 ha has been identified as a technically suitable area for the development of the six WEF projects. It is proposed that each WEF will comprise up to 75 turbines with a contracted capacity of up to 480 MW. It is anticipated that each WEF will have an actual (permanent) footprint of up to 150 ha.

The Soyuz 1 WEF project site covers approximately 16 200 ha and comprises the following farm portions:

- Remaining Extent (Portion 0) of the Farm Perdepoort No. 169;
- Portion 1 of the Farm Perdepoort No. 169;
- Portion 11 (a portion of portion 2) of the Farm Nieuwejaarsfontein No. 147;
- Portion 9 (a portion of portion 1) of the Farm Nieuwejaarsfontein No. 147;
- Portion 1 of Farm Nieuwejaarsfontein No. 147;
- Remaining Extent (Portion 0) of Farm No. 145; and
- Portion 0 of Farm 144.

The Soyuz 1 WEF project site is proposed to accommodate the following infrastructure, which will enable the WEF to supply a contracted capacity of up to 480 MW:

- Up to 75 wind turbines with a maximum hub height of up to 160 m and a rotor diameter of up to 200 m;
- A transformer at the base of each turbine;
- Concrete turbine foundations of up to 1024 m² each;
- Permanent Crane hardstand / blade and tower laydown area / crane boom erection area with a combined maximum footprint 5000 m² at each WTG;
- Temporary concrete batch plants to be located at the construction camp area and the satellite laydown areas;
- Battery Energy Storage System (with a footprint of up to 5 ha);
- Internal up to 132 kV overhead lines between substations. A 300m wide corridor (150m on either side of the proposed route) has been considered to allow for any technical and environmental sensitivity constraints identified during micro-siting prior to layout finalisation. Permanent service roads will be required for the construction and maintenance of the overhead lines. In areas where these overhead lines do not follow an existing or proposed road, additional roads of up to 3m in width will be required. Temporary construction areas beneath each overhead line tower position will also be required;
- Medium voltage (33 kV) cables/powerlines running from wind turbines to the facility substations. The routing will follow existing/proposed access roads and will be buried where possible. If the use

of overhead lines is required, the Avifaunal Specialist will be consulted timeously to ensure that a raptor friendly pole design are used, and that appropriate mitigation is implemented pro-actively.

- Up to six permanent met masts;
- Three substations and operation and maintenance facilities (up to 4 ha each) as well as a laydown area (8 000 m²) at each substation for the electrical Principal Contractor. Operation and maintenance facilities include a gate house, security building, control centre, offices, warehouses and workshops.
- Three temporary main construction camp areas (up to 12.25 ha each);
- Twelve temporary satellite laydown areas (5 000 m² each).
- Access roads to the site and between project components inclusive of stormwater infrastructure. A 200 m road corridor is being applied for to allow for slight realignments pending technical and environmental sensitivity constraints identified during micro-siting prior to layout finalisation. The final road will have maximum width of 12 m (within the 200 m corridor).

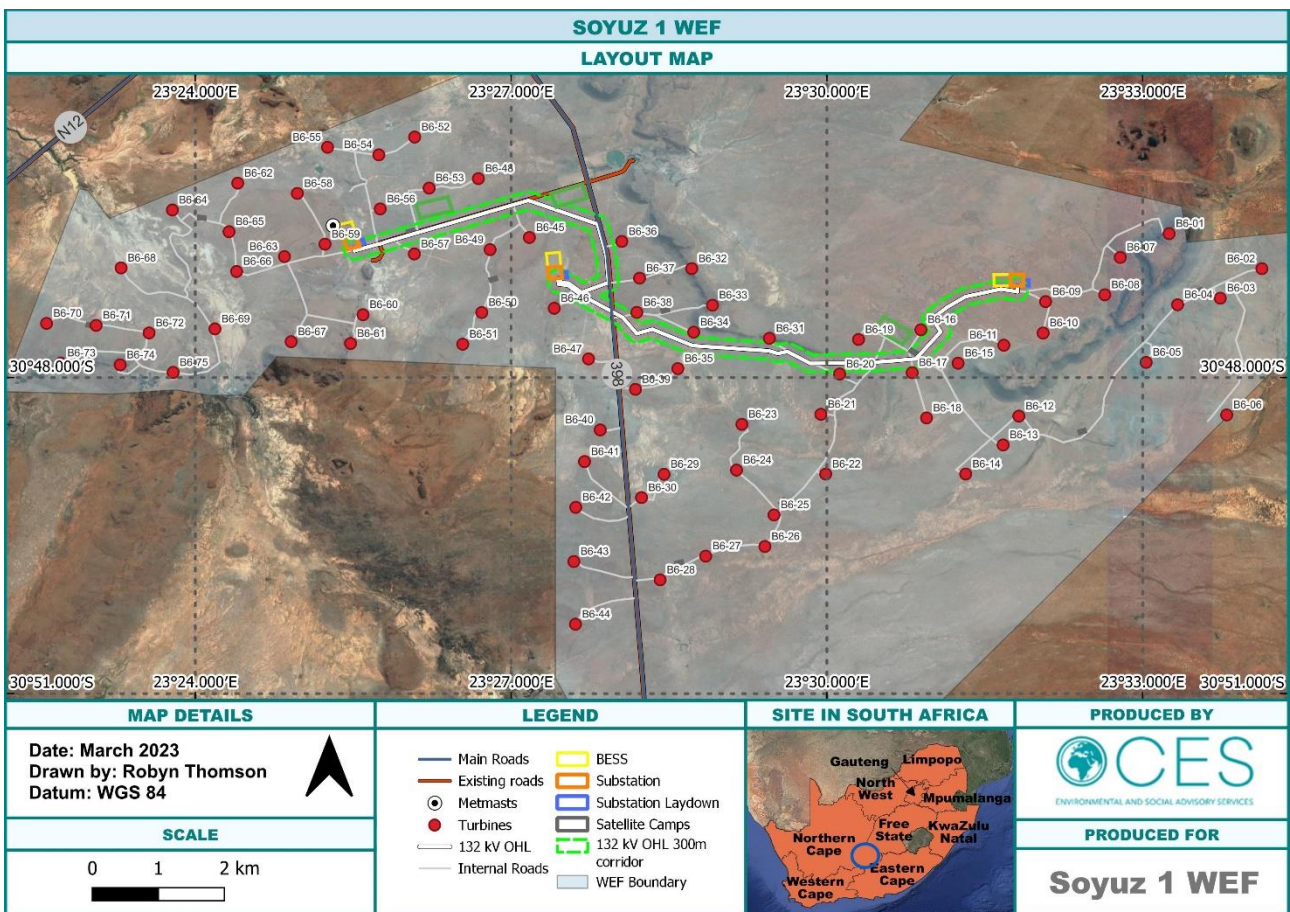


Figure 3-1: Layout Map of the Proposed Soyuz 1 Wind Energy Facility Development site.

3.2 PROJECT LOCALITY

The project area is potentially up to 16 200 hectares (ha) in extent, with a total development footprint of up to 215 ha (pre-rehabilitation) and up to 150 ha (post-rehabilitation) depending on the final layout design. It is located in the Emthanjeni LM and it is situated approximately 22 km south of Britstown. The N12 and R398 roads connect the WEF to Britstown directly to the North and Richmond to the Southeast, respectively.

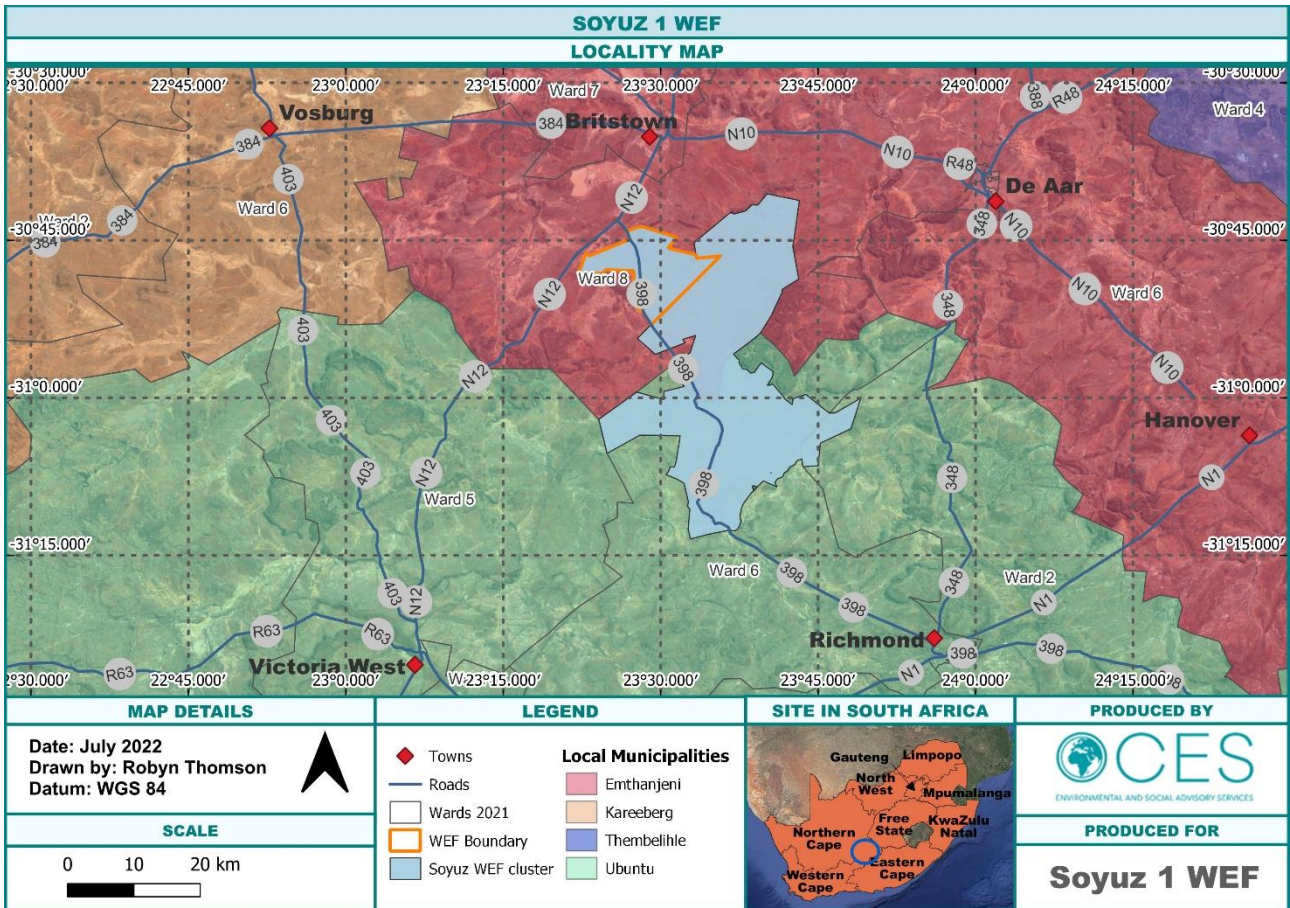


Figure 3-2: Locality Map of the Proposed Soyuz 1 WEF.

3.3 CONSTRUCTION SITE: HOURS OF OPERATION

Due to the rural nature and on-going agricultural activities within the area, the Ecological Specialist stipulated that no construction activities should occur between dusk and dawn. In certain cases, owing to the nature of the construction activity, it may be necessary to extend the working hours to allow for completion of tasks such as turbine erection or concrete pouring into foundation excavations. Table 3-1 summarises the construction activities anticipated to take place on the site. Those activities underlined in Table 3-1 may take place during working hours AND between dusk and dawn if necessary.

Table 3-1: Summary of construction activities on site. Underlined activities may take place outside of regular working hours (i.e. between dusk and dawn).

PHASE	DURATION	ACTIVITIES	TYPICAL PLANT & MACHINERY
Site Establishment (low impact)	Dependent on the number of turbines. Generally, 1 – 2 years.	1. Setting out of construction area 2. Site camp establishment <ul style="list-style-type: none"> o Levelling of camp area o Import and placement of aggregates to form a free draining platform o Delivery of office and welfare containers o Electricity, sanitation, and internet connections 3. Erection of temporary stock-proof fencing across the site to separate stock from the construction area	1. LDV (i.e. bakkie) 2. Dump trucks, TLB, roller and possibly a grader or excavator 3. LDV

PHASE	DURATION	ACTIVITIES	TYPICAL PLANT & MACHINERY
Civil and Electrical Works (high impact)		<ol style="list-style-type: none"> 1. Topsoil stripping and bulk earthworks (excavations and backfill) for roads, hardstandings and WTG foundations. 2. <u>Concrete works</u> 3. <u>Fixing reinforcement</u> 4. Cable ducting, trenching and laying 5. Road and hardstanding construction (placement of aggregate layers) 6. Blasting (if hard rock present) 7. Pylon erection and electrical cable stringing (where there is an overhead power line) 8. <u>Above activities but within the substation and relevant to substation construction and including building construction works e.g. bricklaying, roofing, installation and testing of electrical equipment such as transformers and switchgear</u> 	<ol style="list-style-type: none"> 1. Dozer, excavator, dump trucks, water trucks, vibratory roller 2. Concrete pump and concrete delivery trucks 3. Flat-bed delivery trucks, telehandler/ excavator 4. Excavator/ TLB 5. As item 1 6. Specialist explosives sub-Principal Contractor with appropriate drilling equipment. Excavators and dump trucks. 7. Flat-bed delivery trucks, telehandler/ excavator, LDVs 8. As above
Wind Turbine Erection (possible low impact)		<ol style="list-style-type: none"> 1. <u>Delivery of WTG components</u> 2. <u>Assembly/erection of WTG</u> 3. <u>Crane and assembling tools shifting</u> 4. <u>Crane disassembling, cranes, and site DEMOB</u> 	<ol style="list-style-type: none"> 1. Flat-bed or clamp style delivery trucks with components of up to 10m height and 120m length, mobile crane (250 tonne capacity), telehandler 2. Mobile crane, flat bed delivery trucks, telehandler 3. Main crane (750 tonne capacity), mobile crane, telehandler
Wind Turbine Testing and Commissioning (low impact)		<ol style="list-style-type: none"> 1. Internal fit-out of WTG 2. Testing and commissioning 	<ol style="list-style-type: none"> 1. LDV, generator on a trailer towed by the LDV. 2. As above.
Overall Wind Farm Testing (low impact)		<ol style="list-style-type: none"> 1. Testing 	<ol style="list-style-type: none"> 1. LDV for staff transport

By allowing selected construction activities to continue outside of the stipulated working hours the construction period will be reduced, thus minimising the environmental impacts of the construction period as a whole.

If it becomes necessary for additional activities to take place outside of daylight hours, this must be agreed to in writing by the ECO and/or ESCO, and permission from the landowner must be obtained.

5 LAYOUT OF THE EMPR

In order to ensure a holistic approach to the management of environmental impacts during the planning and design, construction, operational and decommissioning phases of the proposed Soyuz 1 WEF, this EMP sets out the methods by which proper environmental controls are to be implemented by the Principal Contractor and all other parties involved. These phases of development are discussed in more detail below and has specific issues unique to that phase.

4.1 PLANNING AND DESIGN PHASE

The Planning and Design Phase is an integral component of the project life cycle and requires interaction between the design engineers and environmental consultants to ensure that the engineers are aware of the environmental constraints that must be considered and incorporated into the final design of the project.

The format of the Planning and Design Phase section is to ensure that all specifications are included in the design phase. It requires ongoing and in-depth discussions between the final design team and the appointed Environmental Control Officer (ECO). The engineer will have to cost for and be available for, ongoing discussions with the ECO and/or ESCO at all stages of final design.

4.2 CONSTRUCTION PHASE

The Construction Phase section details the environmental management system/framework within which construction activities will be governed, and it consists of various actions, initiatives, and systems which the Principal Contractor will have to ensure are in place and are undertaken. It consists of both a management system and environmental specifications which contain detailed specifications that will need to be undertaken or adhered to by the Principal Contractor.

The Construction Phase section will need to be developed parallel to the final design stages, and constructive input should be invited from the selected Principal Contractor. Sound environmental management is orientated around a pragmatic, unambiguous but enforceable set of guidelines and specifications, and for this reason it is imperative that the Principal Contractor, while being bound by the EMP, fully understands it, and has had input into its final development. For this reason, the final construction EMP will need to be signed off after input from the selected Principal Contractor prior to the initiation of construction activities. It should, however, be noted that the Principal Contractor must tender on the existing document and that in areas of uncertainty, a precautionary approach to the environmental guidelines and specifications must be adopted.

4.3 OPERATIONAL PHASE

The Operational Phase section provides specific guidance related to operational activities associated with a particular development. By taking proactive measures during the Construction Phase, potential environmental impacts emanating during the Operational Phase will be minimised. Monitoring of certain issues, such as the success of vegetation re-establishment and erosion control, will be required to continue during operation. The final Operational Phase section should be developed in conjunction with any other relevant stakeholders prior to the adoption thereof.

4.4 DECOMMISSIONING PHASE

This section includes principles for the Decommissioning Phase of the Soyuz 1 WEF. This section will require revisiting and updates at the time of decommissioning.

6 IMPACT MANAGEMENT ACTIONS

6.1 GENERAL CONSTRUCTION PHASE MITIGATION AND MANAGEMENT MEASURES

In addition to the mitigation measures and impact management actions which were stipulated in the Soyuz 1 WEF EIR, and included in Section 5.2 of this report, the following general Construction Phase mitigation and management measures will apply.

Table 6-1: General Construction Phase Mitigation Measures

GENERAL CONSTRUCTION PHASE		
ACTIVITY	MITIGATION AND MANAGEMENT MEASURES	RESPONSIBILITY
1. SITE DEMARCATION	<p>The location, layout, and method of establishment of the construction camp, including the following, must be clearly indicated, and demarcated prior to the commencement of construction:</p> <ul style="list-style-type: none"> • All Principal Contractors’ offices; • Lay down areas; • Vehicle wash areas (if any); • Workshops and drip trays; • Fuel storage areas (including filling and dispensing from storage tanks); • Cement/concrete mixing areas (including the methods employed for the mixing of concrete and particularly the containment of runoff water from such areas and the method of transportation of concrete); and • Other infrastructure required for the running of the project. • The Principal Contractor must erect and maintain permanent and/or temporary fences in the locations directed by the ECO and/or ESCO. Such fences should, if so specified, be erected before undertaking designated activities; • All no-go areas in proximity to the construction camp must be clearly demarcated on-site by the ECO and/or ESCO or botanical specialist; and • The Principal Contractor must ensure that, insofar as he/she has the authority, no person, machinery, equipment, or materials enter the “no-go” areas at any time. 	Principal contractor with sign off by the ESCO and/or ECO
2. SITE ACCESS	<p>Details, including a drawing, showing where and how the access points and routes will be located and managed must be submitted to the ECO and/or ESCO. These should be supported by the following management requirements:</p> <ul style="list-style-type: none"> • On the site and within such distance of the site as may be stated, the Principal Contractor should control the movement of all vehicles, including vehicles of suppliers so that they remain on designated routes, are distributed so as not to cause an undue concentration of traffic and that all relevant laws are complied with. In addition, such vehicles should be routed and 	Principal contractor

GENERAL CONSTRUCTION PHASE		
ACTIVITY	MITIGATION AND MANAGEMENT MEASURES	RESPONSIBILITY
	<p>operated in a manner that minimises the disruption to regular users of the routes;</p> <ul style="list-style-type: none"> On gravel or earth roads onsite and within 500 m of the site, the Principal Contractor's vehicles as well as the suppliers' must not exceed a speed of 40 km/h or as directed by the ECO and/or ESCO; and The Principal Contractor must supply the ECO and/or ESCO with a Method Statement detailing the location and management of all access points and roads. 	
3.	<p>MATERIALS HANDLING, USE AND STORAGE</p> <ul style="list-style-type: none"> The Principal Contractor must ensure that any delivery drivers are informed of all procedures and restrictions (including identified "no-go" areas) required to comply with this EMPr; The Principal Contractor must ensure that these delivery drivers are supervised during offloading, by someone with an adequate understanding of the requirements of the EMPr; Materials must be appropriately secured to ensure safe passage between destinations. Loads including, but not limited to, sand, stone chip, fine vegetation, refuse, paper and cement, should have appropriate cover to prevent them spilling from the vehicle during transit; The Principal Contractor will be responsible for any clean up resulting from the failure by their employees or suppliers to properly secure transported materials; All manufactured and/or imported material should be stored within the Principal Contractor's camp, and, if required by the EMPr, out of the rain; All laydown areas outside of the construction camp will be subject to the ECO and/or ESCO's approval; and Imported gravel, fill, soil, and sand materials should be free of weeds, alien invasive seed matter, plant material, litter and contaminants and must be obtained from sources approved by the ECO and/or ESCO. 	Principal contractor with sign off by the ESCO and/or ECO
4.	<p>STOCKPILING</p> <ul style="list-style-type: none"> Any stockpiling of gravel, cut, fill or any other material including spoil must only be in areas that have been approved by the ECO and/or ESCO within the defined working area; The Principal Contractor should ensure that the material does not blow or wash away. If the stockpiled material is in danger of being washed or blown away, the Principal Contractor should spray it with Dustex or cover it with a suitable material, such as hessian or plastic. Stockpiles of topsoil must not be covered with plastic; and 	Principal contractor with sign off by the ESCO and/or ECO

GENERAL CONSTRUCTION PHASE		
ACTIVITY	MITIGATION AND MANAGEMENT MEASURES	RESPONSIBILITY
	<ul style="list-style-type: none"> No stockpiling of any material will be allowed within 20 m of any “no-go” areas. 	
5.	<p>SOLID WASTE MANAGEMENT</p> <ul style="list-style-type: none"> Onsite burning, burying, or dumping of any waste materials, litter or refuse must not occur; The Principal Contractor should provide vermin and weatherproof bins with lids of sufficient number and capacity to store the solid waste produced on a daily basis. The lids must be kept firmly on the bins at all times; Bins must not be allowed to become overfull and should be emptied daily; The waste from bins may be temporarily stored onsite in a central waste area that is weatherproof and scavenger proof, and which the ECO and/or ESCO has approved; Recyclable waste should be disposed of into separate skips/bins and removed offsite for recycling; All solid waste must be disposed of offsite at an approved registered landfill site. The Principal Contractor must supply the with the appropriate disposal certificates; and The Principal Contractor must submit a solid waste management plan, as part of the Pollution Control Method Statement, to the ECO and/or ESCO. 	Principal contractor with sign off by the ESCO and/or ECO
6.	<p>WATER USE</p> <ul style="list-style-type: none"> All sources of water for construction purposes must be approved by the ECO and/or ESCO in writing before any such sources can be used to obtain water; and All wash water should be recycled for use as wash water again or for dust suppression, where applicable. 	Principal contractor with sign off by the ESCO and/or ECO
7.	<p>HAZARDOUS SUBSTANCES</p> <ul style="list-style-type: none"> The transportation and handling of hazardous substances must comply with the provisions of the Hazardous Substances Act (Act No.187 of 1993) and associated regulations as well as SABS 0228 and SABS 0229; The Principal Contractor must also comply with all other applicable regional and local legislation and regulations with regard to the transport, use and disposal of hazardous substances. Hazardous chemical substances (as defined in the Regulations for Hazardous Chemical Substances) used during construction must be stored in secondary containers. The relevant Material Safety Data Sheets (MSDS) must be available onsite; Procedures detailed in the MSDSs must be followed in the event of an emergency situation; The Principal Contractor will be responsible for the training and education of all personnel 	Principal contractor with sign off by the ESCO and/or ECO

GENERAL CONSTRUCTION PHASE		
ACTIVITY	MITIGATION AND MANAGEMENT MEASURES	RESPONSIBILITY
	<p>onsite who will be handling hazardous materials about their proper use, handling and disposal; and</p> <ul style="list-style-type: none"> • If potentially hazardous substances are to be stored or used onsite, the Principal Contractor must submit a Method Statement to the ECO and/or ESCO detailing the substances/materials to be used, together with the transport, storage, handling, and disposal procedures for the substances. 	
8.	<p>CEMENT AND MIXING OF CONCRETE</p> <ul style="list-style-type: none"> • The proposed location of cement mixing areas (including the location of cement stores and sand and aggregate stockpiles) must be indicated on the site layout plan and approved by the ECO and/or ESCO; • All wastewater generated from the operation and cleaning of concrete mixing equipment and other sources of concrete should be passed through a concrete wastewater settlement system; • The Principal Contractor must ensure that minimal water is used for washing of concrete and cement mixing equipment; • Used cement bags must be disposed of in weatherproof bins onsite to prevent the generation of wind-blown cement dust and the bags from blowing away; • The Principal Contractor must ensure that concrete is mixed on mortar boards, all visible remains of concrete are removed and disposed of as waste and that all surplus aggregate is removed; and • As part of the Pollution Control and Concrete Mixing Method Statement, a plan detailing all actions to be taken to comply with the requirements must be submitted by the Principal Contractor to the ECO and/or ESCO. 	Principal contractor with sign off by the ESCO and/or ECO
9.	<p>FUELS AND OIL</p> <p><u>Fuel Storage</u></p> <ul style="list-style-type: none"> • The volume of fuel stored on site may not exceed the volume specified in the NEMA EIA Regulations (30m³); • All construction materials including fuels and oil should be stored in demarcated areas that are contained within berms/bunds. Washing and cleaning of equipment should also be done in berms or bunds, in order to trap any cement and prevent excessive soil erosion; • All necessary approvals with respect to fuel storage and dispensing must be obtained from the appropriate authorities. Symbolic safety signs depicting “No Smoking” and “Danger”, conforming to the requirement of SABS 1186, must be prominently displayed in and around 	Principal contractor with sign off by the ESCO and/or ECO

GENERAL CONSTRUCTION PHASE		
ACTIVITY	MITIGATION AND MANAGEMENT MEASURES	RESPONSIBILITY
	<p>the fuel storage area. There must be adequate fire-fighting equipment at the fuel storage area;</p> <ul style="list-style-type: none"> • The Principal Contractor must ensure that all liquid fuels and oils are stored in tanks with lids, which are kept firmly shut and under lock and key at all times. The capacity of the tank should be clearly displayed, and the product contained within the tank clearly identified using the emergency information system detailed in SABS 0232 part 1. Fuel storage tanks capacity must not exceed 9 000 litres and must be kept on-site only for as long as fuel is needed for construction activities, on completion of which they must be removed; • Tanks onsite should not be linked or joined via any pipe work but should remain as separate entities. The tanks must be situated on a smooth impermeable base with a bund. The volume inside the bund should be 110% of the total capacity of the largest storage tank. The base may be constructed of concrete, or of plastic sheeting with impermeable joints with a layer of sand over to prevent perishing. The impermeable lining should extend to the crest of the bund. The floor of the bund should be sloped to enable any spilled fuel and/or fuel-contaminated water to be removed. Appropriate material, approved by the ECO and/or ESCO that absorbs / breaks-down or encapsulates minor hydrocarbon spillage and which is effective in water should be installed in the sump; • Adequate precautions should be provided to prevent spillage during the filling of any tank and during the dispensing of the contents. The dispensing mechanism for the fuel storage tanks should be stored in a waterproof container when not in use; and • As part of the required site layout for the construction camp, a plan must be submitted to the ECO and/or ESCO detailing the design, location and construction of the fuel storage area as well as for the filling and dispensing from storage tanks and for the type of absorbing / breaking-down or encapsulating material to be used. <p><u>Refuelling</u></p> <ul style="list-style-type: none"> • Where reasonably practical, the plant should be refuelled at a designated re-fuelling area/depot or at a workshop as applicable. If this is not reasonably practical, then the surface under the refuelling area must be protected and 	

GENERAL CONSTRUCTION PHASE		
ACTIVITY	MITIGATION AND MANAGEMENT MEASURES	RESPONSIBILITY
	<p>appropriately banded against pollution to the reasonable satisfaction of the ECO and/or ESCO prior to any refuelling activities;</p> <ul style="list-style-type: none"> • If fuel is dispensed from 200-litre drums, the proper dispensing equipment must be used, and the drum should not be tipped in order to dispense fuel. The Principal Contractor should ensure that the appropriate fire-fighting equipment is present during refuelling operations; • The Principal Contractor must ensure that there is always a supply of absorbent material readily available to absorb / breakdown or where possible, be designed to encapsulate minor hydrocarbon spillages. The quantities of such materials should be able to handle a minimum of 200 ℓ of hydrocarbon liquid spill. Prior to any refuelling or maintenance activities, the ECO and/or ESCO must approve this material; <p><u>Used oil and hydrocarbon contaminated materials</u></p> <ul style="list-style-type: none"> • Used oil should be stored at a central location onsite prior to removal offsite for disposal at an approved disposal or recycling site; and • Old oil filters and oil, petrol and diesel-soaked material must be treated as hazardous waste. The Principal Contractor should remove all oil, petrol, and diesel-soaked sand immediately and should dispose of it as hazardous waste or treat it onsite with material that breaks down or encapsulates such spillages as approved by the ECO and/or ESCO. 	
10.	<p>WORKSHOP, EQUIPMENT MAINTENANCE AND STORAGE</p> <ul style="list-style-type: none"> • The Principal Contractor should ensure that in his workshop and other plant maintenance facilities, including those areas where, after obtaining the ECO's and/or ESCO's approval, the Principal Contractor carries out emergency plant maintenance, there is no contamination of the soil or vegetation. The workshop must have a smooth impermeable (concrete or thick plastic covered with sand) floor; • The floor should be banded and sloped towards an oil trap or sump to contain any spillages. When servicing equipment, drip trays should be used to collect the waste oil and other lubricants. Drip trays should also be provided in construction areas for stationary plant (such as compressors) and for "parked" plant (such as scrapers, loaders, vehicles); • All vehicles and equipment must be kept in good working order and serviced regularly. Leaking equipment must be repaired immediately or removed from the site; 	Principal contractor with sign off by the ESCO and/or ECO

GENERAL CONSTRUCTION PHASE		
ACTIVITY	MITIGATION AND MANAGEMENT MEASURES	RESPONSIBILITY
	<ul style="list-style-type: none"> All vehicle and equipment washing must be undertaken in the workshop or maintenance areas, and these areas must be equipped with a suitable impermeable floor and sump/oil trap. The use of detergents for washing should be restricted to low phosphate and nitrate products and low sudsing-type detergents; and As part of the site layouts, a plan must be submitted to the ECO and/or ESCO detailing the design of the bunding of the workshop and how run-off from the workshop will be managed as well as how drip trays used under plant will be managed. 	
11.	<p>ABLUTION FACILITIES</p> <ul style="list-style-type: none"> Washing, whether of a person or of personal effects, and acts of excretion and urination are strictly prohibited other than at the facilities provided. The Principal Contractor must provide the necessary ablution facilities for all their personnel prior to the commencement of work; Ablution facilities must be supplied by the Principal Contractor for the workers at a ratio of at least 1 toilet per 20 workers in areas approved by the ECO and/or ESCO. Toilets should be situated within 200 m of any area where work is taking place in numbers sufficient to meet the ratio depicted above for the workers in the area; The facilities should be maintained in a hygienic state and serviced regularly. Toilet paper must be provided. Temporary/portable toilets should be secured to the ground to prevent them toppling due to wind or any other cause, to the satisfaction of the ECO and/or ESCO; and Discharge into the environment and burial of waste is strictly prohibited. The Principal Contractor must ensure that no spillage occurs when the toilets are cleaned or emptied and that the contents are removed from the site. Toilets must be emptied before any temporary site closure. 	Principal contractor with sign off by the ESCO and/or ECO
12.	<p>EATING AREAS</p> <ul style="list-style-type: none"> The Principal Contractor should designate eating area(s), subject to the approval of the ECO and/or ESCO. No cooking is allowed outside of the Principal Contractor’s camp area onsite; At mealtimes, all workers must eat in designated eating areas. These areas should have shade for the workers; Sufficient bins must be present in these areas. All disposable food packaging must be disposed of in the bins after every meal; and The feeding- or leaving of food for animals is strictly prohibited. 	Principal contractor with sign off by the ESCO and/or ECO

GENERAL CONSTRUCTION PHASE		
ACTIVITY	MITIGATION AND MANAGEMENT MEASURES	RESPONSIBILITY
13.	<p>SITE STRUCTURES</p> <ul style="list-style-type: none"> All site establishment components (as well as equipment) should be positioned to limit visual intrusion on neighbouring areas and the size of the land area disturbed. The type and colour of roofing and cladding materials of the Principal Contractor's temporary structures should be selected to reduce reflection; and The Principal Contractor should supply and maintain adequate and suitable sheds for the storage of materials. Sheds for the storage of materials that may deteriorate or corrode if exposed to the weather should be weatherproof, adequately ventilated and provided with raised floors. 	Principal contractor with sign off by the ESCO and/or ECO
14.	<p>LIGHTING</p> <ul style="list-style-type: none"> The Principal Contractor should ensure that any lighting installed on the site for their activities does not cause a reasonably avoidable disturbance to neighbouring residents or the naturally occurring fauna; and The installation of low UV emitting lights, such as most LEDs is recommended, as these cause less disturbance to insects and fauna. 	Principal contractor
15.	<p>NOISE</p> <ul style="list-style-type: none"> The Principal Contractor should take precautions to minimise noise generated on-site (e.g. install and maintain silencers on machinery where necessary); The Principal Contractor must comply with the Noise Induced Hearing Loss Regulations published under the Occupational Health and Safety Act; Appropriate directional and intensity settings are to be maintained on all hooters and sirens; <u>When possible and practical</u>, work should be limited to daylight hours – between 06:00 and 18:00 (see Table 3-1). Permission to work outside these times will require approval from the ECO and/or ESCO; and No amplified music must be allowed on site. The Principal Contractor must not use sound amplification equipment on-site unless in emergency situations. 	Principal contractor
16.	<p>DUST CONTROL</p> <ul style="list-style-type: none"> The Principal Contractor will be responsible for the continued control of dust arising from their operations. The Principal Contractor must take all reasonable measures to minimize the generation of dust as a result of construction activities to the satisfaction of the ECO and/or ESCO. Appropriate dust suppression measures include spraying or dampening with water, using a commercial dust binder (such as Hydropam or Dustex), rotovating straw bales, planting of open cleared space and the scheduling of dust-generating activities. If the conditions are such 	Principal contractor

GENERAL CONSTRUCTION PHASE		
ACTIVITY	MITIGATION AND MANAGEMENT MEASURES	RESPONSIBILITY
	<p>that the Principal Contractor cannot satisfactorily dampen the dust, then the ECO and/or ESCO may halt operations until such time as the conditions are more suitable for lower dust-generating construction activities;</p> <ul style="list-style-type: none"> • Areas that are to have the topsoil stripped for construction purposes must be limited and only stripped when work is about to take place; • Other activities and situations that may result in a dust nuisance include site clearance and other earth moving operations, open cleared space, stockpiles of topsoil or sand and activities associated with concrete mixing; and • The appropriate health and safety equipment (e.g. dust masks) should be worn by workers during the phases of dust-producing construction activity. 	
17.	<p>ENVIRONMENTAL AWARENESS TRAINING</p> <ul style="list-style-type: none"> • Environmental awareness training courses should be run for all personnel onsite (See Annexure A for a proposed Basic Environmental Education Course). Two courses should be run, one for the Principal Contractor's and Sub Contractor's management and one for all site staff and labourers. Courses should be run in the morning during normal working hours at a suitable venue provided by the Principal Contractor. All attendees should remain for the duration of the course and sign an attendance register on completion, that clearly indicates participant's names, a copy of which must be handed to the ECO and/or ESCO; • The size of each session should be limited to thirty (30) people. The Principal Contractor should allow for sufficient sessions to train all personnel. Subsequent sessions should be run for any new personnel coming onto site. A Method Statement with respect to the organisation of these courses should be submitted; and • Notwithstanding the specific provisions of this clause, it is incumbent upon the Principal Contractor to convey the sentiments of the EMPr to all personnel and Sub Contractors involved with the Works. 	Principal contractor, EO, ESCO and ECO
18.	<p>FIRE CONTROL</p> <ul style="list-style-type: none"> • The Principal Contractor must take all the necessary precautions to ensure that fires are not started as a result of site activities; • No open fires must be permitted on the site; • Smoking must not be permitted in areas where there is a fire hazard. Such areas include the workshop and fuel storage areas and any areas where the vegetation or other material is such 	Principal contractor

GENERAL CONSTRUCTION PHASE		
ACTIVITY	MITIGATION AND MANAGEMENT MEASURES	RESPONSIBILITY
	<p>as to support the rapid spreading of an initial flame;</p> <ul style="list-style-type: none"> The Principal Contractor should appoint a Fire Officer who will be responsible for ensuring immediate and appropriate actions in the event of a fire and will ensure that employees are aware of the procedures to be followed. The Principal Contractor must forward the name of the Fire Officer to the ECO and/or ESCO for approval within 7 days of being on-site; The Principal Contractor must ensure that there is basic firefighting equipment available onsite at all times. This should include at least rubber beaters when working in urban open spaces and natural areas, and at least one fire extinguisher of the appropriate type when welding or other “hot” activities are undertaken; and The Principal Contractor will be liable for any expenses incurred by any organisations called to assist with fighting fires that were started as a result of their activities or personnel, and for any cost relating to the rehabilitation of burnt areas, or consequential damages. 	
19.	<p>EMERGENCY PROCEDURES</p> <ul style="list-style-type: none"> Emergency procedures, including the names and contact details of responsible personnel and emergency services must be made available to all staff and should be clearly displayed at relevant locations at the site. The Principal Contractor should advise the ECO and/or ESCO of any emergencies onsite, together with a record of action taken, within 24 hours of the emergency occurring; and The Principal Contractor must submit a Method Statement covering the procedures for the following emergencies: <p><u>Fire</u></p> <ul style="list-style-type: none"> The Principal Contractor should advise the relevant authority of a fire as soon as one starts and must not wait until it is out of control; and The Principal Contractor must ensure that all employees are aware of the procedures to be followed in the event of a fire. <p><u>Accidental leaks and spillages</u></p> <ul style="list-style-type: none"> The Principal Contractor must ensure that all employees are aware of the procedures to be followed for dealing with spills and leaks, which must include notifying the ECO and/or ESCO and the relevant authorities. The Principal Contractor must ensure that all the necessary materials and equipment for dealing with spills and leaks are available onsite at all times. 	Principal contractor

GENERAL CONSTRUCTION PHASE		
ACTIVITY	MITIGATION AND MANAGEMENT MEASURES	RESPONSIBILITY
	<p>Treatment and remediation of the spill areas must be undertaken to the reasonable satisfaction of the ECO and/or ESCO;</p> <ul style="list-style-type: none"> In the event of a hydrocarbon spill, the source of the spillage must be isolated, and the spillage contained. The area should be cordoned off and secured. The Principal Contractor should ensure that there is always a supply of absorbent material readily available to absorb / breakdown or where possible, be designed to encapsulate minor hydrocarbon spillages. The quantities of such materials should be able to handle a minimum of 200 ℓ of hydrocarbon liquid spill; and Any spills must be cleared, and the contaminated soil or sludge disposed of in an appropriate manner, approved by the ECO and/or ESCO, or at a licensed hazardous waste disposal site. 	
20.	<p>PROTECTION OF NATURAL FEATURES</p> <ul style="list-style-type: none"> The Principal Contractor must not deface, paint, damage or mark any natural features (e.g. rock formations or trees) situated in or around the site for survey or other purposes unless agreed upon beforehand with the ECO and/or ESCO. Any features affected by the Principal Contractor in contravention of this clause must be restored/rehabilitated to the satisfaction of the ECO and/or ESCO; and The Principal Contractor and onsite staff must not at any stage enter dense, intact vegetation without written approval from the ECO and/or ESCO. 	Principal contractor under supervision of the ESCO and/or ECO
21.	<p>PROTECTION OF FAUNA AND FLORA</p> <ul style="list-style-type: none"> A Botanist has identified the need for plant search and rescue (done as part of the pre-submission process) to identify Species of Conservation Concern (SCC) to be relocated; Protected plant species must be removed from the designated construction footprint and relocated to adjacent areas of similar habitat that should not be affected by construction activities. The plants should be used in landscaping once construction is complete (if applicable); Except to the extent necessary for the carrying out of the works, flora should not be removed, damaged or disturbed; The removal and stockpiling of topsoil must also be carried out in accordance with this EMP; and Trapping, poisoning and/or shooting of animals is strictly forbidden. No domestic pets or livestock are permitted onsite; 	Principal contractor with sign off by an independent botanist

GENERAL CONSTRUCTION PHASE		
ACTIVITY	MITIGATION AND MANAGEMENT MEASURES	RESPONSIBILITY
	<ul style="list-style-type: none"> The use of chemicals of all forms should be carefully controlled and monitored to avoid contamination of surrounding areas; and Construction phases should allow for education of staff as to the significance of species of conservation concern. 	
22.	<p>PROTECTION OF HERITAGE FEATURES</p> <ul style="list-style-type: none"> Construction managers and/or foremen must be informed before construction starts on the possible types of heritage sites and cultural material they may encounter and the procedures to follow when they find sites; If concentrations of palaeontological and/or archaeological heritage material and human remains are uncovered during construction, all work must cease immediately and be reported to the South African Heritage Resources Agency (SAHRA) (021 642 4502) so that systematic and professional investigation/ excavation can be undertaken; and Any person who causes intentional damage to archaeological or historical sites and/or artefacts could be penalised or legally prosecuted in terms of the National Heritage Resources Act (Act No. 25 of 1999). 	Principal contractor with sign off by an independent heritage specialist and/or the ESCO/ ECO
23.	<p>VEGETATION CLEARANCE</p> <ul style="list-style-type: none"> Vegetation clearing and trampling must be avoided in areas demarcated as “no-go” areas (if any); Temporary infrastructure such as the site camp, lay down areas and storage areas must not be placed in any other area than the area approved by the ECO and/or ESCO; The Principal Contractor must work according to a plan, which demarcates areas to be cleared. The plan should be part of the Project Layout Plan developed in the Site Design Phase; The minimum amount of vegetation clearance must take place; and Collection of, or wilful damage to, any plants outside of the areas demarcated for clearing is not allowed. 	Principal contractor with sign off by the ESCO and/or ECO
24.	<p>TOPSOIL</p> <ul style="list-style-type: none"> Topsoil should only be stripped from the areas as indicated below: <ul style="list-style-type: none"> Any area which is to be used for temporary storage of materials; Areas which could be polluted by any aspect of the construction activity; and Areas designated for the dumping of soil. Stripping of topsoil should be undertaken in such a manner as to minimise erosion by wind or runoff; 	Principal contractor with sign off by the ESCO and/or ECO

GENERAL CONSTRUCTION PHASE		
ACTIVITY	MITIGATION AND MANAGEMENT MEASURES	RESPONSIBILITY
	<ul style="list-style-type: none"> • Outside of the development footprint, topsoil will be stripped to a depth not exceeding 150 mm from the original ground level; • Areas from which the topsoil is to be removed must be cleared of any foreign material which could form part of the topsoil during removal including bricks, rubble, any waste material, litter, excess vegetation and any other material which could reduce the quality of the topsoil; • The Principal Contractor must ensure that subsoil and topsoil are not mixed during stripping, excavation, reinstatement and rehabilitation. If mixed with clay sub-soil, the usefulness of the topsoil for rehabilitation of the site will be lost; • Soils should be exposed for the minimum time possible once cleared; • Topsoil should be temporarily stockpiled, separately from (clay) subsoil and rocky materials; • Topsoil should only be stockpiled in areas designated by the ECO and/or ESCO; • Stockpiles will either be vegetated with indigenous grasses or covered by a suitable fabric to prevent erosion and invasion of weeds; and • Stockpiled topsoil must not be compacted. 	
25.	<p>STORMWATER MANAGEMENT</p> <ul style="list-style-type: none"> • Stormwater should be managed using suitable structures such as swales, gabions and rock rip-wrap so that any run-off from the development site is attenuated prior to discharge. Silt and sedimentation should be kept to a minimum, through the use of the above-mentioned structures by also ensuring that all structures don't create any form of erosion; and • Natural run-off must be diverted to stormwater drains where these are available. 	Principal contractor
26.	<p>EROSION AND SEDIMENTATION CONTROL</p> <ul style="list-style-type: none"> • The Principal Contractor must take all reasonable measures to limit erosion and sedimentation due to construction activities and must comply with such detailed measures as required by this EMPr; • Revegetate areas that have been disturbed as soon as possible; • Where erosion and/or sedimentation occur, whether on or off the site, despite the Principal Contractor complying with the aforementioned, rectification should be carried out in accordance with details specified by the ECO and/or ESCO. Where erosion and/or sedimentation occur due to the fault of the Principal Contractor, rectification must be carried out to the 	Principal contractor

GENERAL CONSTRUCTION PHASE		
ACTIVITY	MITIGATION AND MANAGEMENT MEASURES	RESPONSIBILITY
	<p>reasonable requirements of the ECO and/or ESCO and at the expense of the Principal Contractor; and</p> <ul style="list-style-type: none"> • Actions must also be taken in the event of heavy rains and potential flooding, whereby diversion barriers must not cause excessive erosion. 	
27.	<p>AESTHETICS</p> <ul style="list-style-type: none"> • The Principal Contractor must take reasonable measures to ensure that construction activities do not have an unreasonable impact on the aesthetics of the area. 	Principal contractor
28.	<p>COMMUNITY RELATIONS</p> <ul style="list-style-type: none"> • The Principal Contractor must keep a "Complaints Register" onsite. The Register should contain all contact details of the person who made the complaint, and information regarding the complaint itself as well as the date and time that the complaint was resolved; • The EO will be responsible for responding to queries and/or complaints and may request assistance from the Principal Contractor's Management Staff; • The Complaints Register must be audited by the ECO and/or ESCO; and • Construction materials and other purchases relating to the project should be done, where possible, within the nearby community and at local shops. 	Principal contractor, ESCO and/or ECO
29.	<p>TEMPORARY SITE CLOSURE</p> <ul style="list-style-type: none"> • If the Site is closed for a period exceeding 5 days, the Principal Contractor's Health and Safety Officer in consultation with the ECO and/or ESCO should carry out the following checklist procedure and ensure that the following conditions pertain and report on compliance with this clause: <p><u>Fuels / flammables / hazardous materials stores</u></p> <ul style="list-style-type: none"> • Fuel stores are as low in volume as practicable; • There are no leaks; • The outlet is secure and locked; • The bund is empty; • Fire extinguishers are serviced and accessible; • The area is secure from accidental damage through vehicle collision and the like; • Emergency and contact numbers are available and displayed; and • There is adequate ventilation in enclosed spaces. <p><u>Safety</u></p> <ul style="list-style-type: none"> • Check that site safety checks have been carried out in accordance with the Occupational Health and Safety Act (No. 85 of 1993) prior to site closure; 	Principal contractor, OHS Officer, ESCO and ECO

GENERAL CONSTRUCTION PHASE		
ACTIVITY	MITIGATION AND MANAGEMENT MEASURES	RESPONSIBILITY
	<ul style="list-style-type: none"> An inspection schedule and log for use by security or contracts staff is developed; All trenches and manholes are secured; Applicable notice boards are in place and secured; Emergency and Management contact details are prominently displayed; Security personnel have been briefed and have the facilities to contact or be contacted by relevant management and emergency personnel; Night hazards such as reflectors, lighting, traffic signage etc. have been checked; Fire hazards identified and the local authority notified of any potential threats, e.g. large brush stockpiles, fuels etc.; Pipe stockpiles are wedged / secured; Scaffolds are secure; and Structures vulnerable to high winds are secure. <p><u>Erosion</u></p> <ul style="list-style-type: none"> Wind and dust mitigation measures such as straw, brush packs, irrigation etc. are in place; Excavated and filled slopes and stockpiles are at a stable angle; Re-vegetated areas have a watering schedule and the supply to such areas is secured; and There are sufficient detention ponds or channels in place. <p><u>Water contamination and pollution</u></p> <ul style="list-style-type: none"> Hazardous fuel stores are secure; Cement and materials stores are secure; Toilets are empty and secured; Refuse bins are empty and secured; Bundling is clean and treated with appropriate material that will absorb / breakdown and where possible be designed to encapsulate minor hydrocarbon spillage; and Drip trays are empty and secure. 	

6.2 GENERAL AND SPECIALIST EIR GUIDELINES, MITIGATION AND MANAGEMENT MEASURES

The EAP and specialists have recommended the following additional mitigation and management measures which must be implemented during the relevant phases of development of the Soyuz 1 WEF.

Comprehensive ECO and/or ESCO audits should be undertaken during the development of the Soyuz 1 WEF to verify compliance with the mitigation and management measures which are stipulated in the sections below. If compliance with any of these mitigation or management measures cannot be met, it will be the

responsibility of the appointed Principal Contractor to provide reasons/motivations for the non-compliance(s).

Table 6-2: Planning and Design Phase Mitigation Measures and Management Actions, General

ACTIVITY		MITIGATION and/or MANAGEMENT MEASURES	RESPONSIBILITY
PLANNING AND DESIGN PHASE – GENERAL EIR			
1.	STORAGE OF HAZARDOUS SUBSTANCES	<ul style="list-style-type: none"> All hazardous substances such as paints, diesel and cement must be stored in a bunded area with an impermeable surface beneath them. Cement mixing must be conducted at the designated construction camps and/or satellite laydown areas. However, it might be required that grouting mix is prepared at each of the WTG locations for the jointing of concrete towers. 	Developer and EAP
2.	ENVIRONMENTAL LEGISLATION AND POLICY	<ul style="list-style-type: none"> Ensure that all relevant legislation and policy is consulted and further ensure that the project is compliant with such legislation and policy. In addition, planning for the construction and operation of the proposed energy facility should consider available best practice guidelines. These should include (but are not restricted to): <ul style="list-style-type: none"> Local and District Spatial Development Frameworks Local Municipal bylaws 	Developer and EAP
3.	STORMWATER MANAGEMENT PLAN AND EROSION	<ul style="list-style-type: none"> Water Use Licences will be required, where relevant, prior to construction A Storm Water Management Plan must be designed and implemented to ensure maximum water seepage at the source of water flow. The plan must include management mitigation measures for water pollution, wastewater management and the management of surface erosion e.g. by considering the applicability of contouring, etc. 	Developer and EAP
4.	WASTE MANAGEMENT PLAN	<ul style="list-style-type: none"> A waste management plan must be developed and implemented for handling on-site waste. An appropriate area where waste can be stored before disposal must be designated. 	Developer and EAP
5.	ELECTROMAGNETIC INTERFERENCE	<ul style="list-style-type: none"> Accurate siting of wind turbines must take place in the planning and design phase to reduce these effects. If complaints are received from surrounding landowners regarding this issue, the developer must investigate and mitigate these issues to the best of their abilities. 	Developer
6.	SHADOW FLICKER	<ul style="list-style-type: none"> The layout of wind turbines must be designed in order to minimize the effects of shadow flicker on surrounding landowners. Recommendations made by the visual impact assessor with regard to the identification of landowners who may be within range of the shadow flicker caused by the turbines, must be implemented. If surrounding landowners complain of shadow flicker-related issues, these must be investigated and mitigated to the best of the developers' ability. 	Developer, EAP and Visual Specialist

Table 6-3: Construction Phase Mitigation Measures and Management Actions, General

ACTIVITY		MITIGATION and/or MANAGEMENT MEASURES	
CONSTRUCTION PHASE – GENERAL EIR			
1.	SITE ESTABLISHMENT	<ul style="list-style-type: none"> • The Principal Contractor shall establish construction camps, offices, workshops and any other infrastructure as per the agreed site layout plan in a manner that does not adversely affect the environment. • The Principal Contractor shall submit a method statement for site clearance for approval by the Proponent in consultation with the ECO and/or ESCO. Site establishment shall take place in an orderly manner and all required amenities shall be installed at camp sites before the main workforce move onto site. • The Construction camp shall have the necessary ablution facilities with chemical toilets at commencement of construction activities to the satisfaction of the Proponent. The Principal Contractor shall inform all site staff to make use of supplied ablution facilities and under no circumstances shall indiscriminate sanitary activities be allowed other than in supplied facilities. • Safe drinking water for human consumption shall be available at the site offices and at other convenient locations on site. All water used on site must be taken from a legal source and comply with the recognised standards for potable and other uses. • The Principal Contractor shall provide adequate ablution facilities for his staff so that they are not encouraged to supplement their comforts on site by accessing what can be taken from the natural surroundings. • The Principal Contractor shall ensure that safe energy sources (i.e., excluding fire) are available at all times for construction and supervision personnel for heating and cooking purposes. • The Principal Contractor shall supply waste collection bins where such is not available, and all solid waste collected shall be disposed of at a registered landfill. These bins must be equipped with animal-proof lids to ensure the contents are not accessible to wild or domestic animals. • A certificate of disposal shall be obtained by the Principal Contractor and kept on file. • Where a registered waste site is not available close to the construction site, the Principal Contractor shall provide a method statement (i.e. how and where he intends to dispose of the waste) with regard to waste management. The disposal of waste shall be in accordance with all relevant legislation. • Under no circumstances may solid waste be burnt on site. • EO to assist in siting of structures and supervise any bush clearing for the construction camp. This must be submitted to the ECO for approval. Construction camp should be fenced to avoid sprawl. • If there is a concrete batching site, it should be fenced. Shade cloth should be attached to the fence to stop sand blowing around. 	Principal contractor ESCO and/or ECO

ACTIVITY		MITIGATION and/or MANAGEMENT MEASURES	
CONSTRUCTION PHASE – GENERAL EIR			
2.	SITE CLEARING	<ul style="list-style-type: none"> • Site clearing must take place in phased manner, as and when required. The area to be cleared must be clearly demarcated and this footprint strictly maintained. • Vegetation clearing must be restricted to the identified sites for the construction camp, cement mixing areas, ancillary infrastructure lay down areas, underground power cable route, control cabin and other activities on-site that have been identified as necessary for development of the project. • Where feasible, spoil must be used for rehabilitation on-site (i.e., as fill prior to placing topsoil). Where this is not possible spoil that is removed from the site must be removed to an approved spoil site or municipal licensed landfill site. • Silt fences and erosion control measures must be implemented in areas where these risks are more prevalent. These include steep areas. • Topsoil must be neatly stockpiled adjacent to the excavations ready for backfill when required. • The Principal Contractor shall ensure that all work is undertaken in a manner that minimises the impact on vegetation outside the immediate area of the Works. No tree or shrub outside the area of the Works shall be felled, topped, cut, or pruned until it has been clearly marked for this purpose by the Principal Contractor. The method of marking should be included in a Method Statement for the ECO's and/or ESO's approval, and no tree outside the area of the works shall be burned for any purpose. 	Principal contractor, ESCO and/or ECO
3.	SOIL IMPACTS	<p><u>Topsoil</u></p> <ul style="list-style-type: none"> • The full depth of topsoil should be stripped from areas affected by construction and related activities prior to the commencement of major earthworks. This should include the building footprints, working areas and storage areas. Topsoil must be reused where possible to rehabilitate disturbed areas. • The upper 30 cm of topsoil must be stripped and stockpiled as topsoil. It should be retained for re-spreading over disturbed surfaces during rehabilitation. • Care must be taken not to mix topsoil and subsoil during stripping. • Polluted topsoil must be disposed of at a licensed landfill site. Waste manifests must be kept as proof that this has been disposed of legally. • Topsoil stockpiles are to be handled only twice – once during clearing and stockpiling, and once during rehabilitation/backfilling. <p><u>Soil Stripping</u></p> <ul style="list-style-type: none"> • No soil stripping must take place on areas within the site that the Principal Contractor does not require for construction works, or on areas of retained vegetation. • Subsoil and topsoil should, in all construction and lay down areas, be stockpiled separately to be returned for backfilling in the correct soil horizon order. 	Principal contractor, ESCO and/or ECO

ACTIVITY	MITIGATION and/or MANAGEMENT MEASURES	
CONSTRUCTION PHASE – GENERAL EIR		
	<ul style="list-style-type: none"> • Construction vehicles must only be allowed to utilise existing tracks or pre-planned access routes. <p><u>Stockpiles</u></p> <ul style="list-style-type: none"> • Stockpiles should not be situated such that they obstruct natural water pathways and drainage channels. • Stockpiles should not exceed 1.5 m in height, with the exception of the WTG foundation excavation stockpile height that shall be limited to the height of the excavation. • If stockpiles are exposed to windy conditions or heavy rain, they should be covered either by vegetation or cloth. • Stockpiles may further be protected by the construction of berms or low brick walls around their bases. • Stockpiles should be kept clear of weeds and alien vegetation growth by regular weeding. <p><u>Fuel storage</u></p> <ul style="list-style-type: none"> • Topsoil and subsoil to be protected from contamination. • Fuel and material storage must be away from stockpiles. • Cement, concrete and chemicals must be mixed on an impermeable surface and provisions should be made to contain spillages or overflows into the soil. • Any storage tanks containing hazardous materials must be placed in bunded containment areas with sealed surfaces. The bund walls must be high enough to contain 110% of the total volume of the stored hazardous material. • Contaminated soil must be contained and disposed of off-site at an approved landfill site. Waste manifests must be kept as proof that this has been disposed of legally. <p><u>Concrete mixing</u></p> <ul style="list-style-type: none"> • No vehicles transporting concrete to the site may be washed on site. If this cannot be avoided, the Principal Contractor must provide a disposal site for the washing and the cleaning of the trucks and should maintain this site and ensure that no residual concrete is spread out around the project site. • If a batching plant is necessary, run-off should be managed effectively to avoid contamination of other areas of the site. Untreated run-off from the batch plant must not be allowed to get into the storm water system or any rivers, streams, wetlands or existing erosion channels / dongas. • If it is impractical to dispose of water at a waste water treatment works then a Method Statement should be compiled to make provision for a system that will not allow wastewater to contaminate the surrounding area (e.g. settling ponds). • Drip trays should be used when off-loading concrete trucks to collect any concrete that spills. <p><u>Earthworks</u></p> <ul style="list-style-type: none"> • Soils compacted during construction should be deeply ripped to loosen compacted layers and re-graded to even running levels. Topsoil should be spread over landscaped areas. 	

ACTIVITY		MITIGATION and/or MANAGEMENT MEASURES	
CONSTRUCTION PHASE – GENERAL EIR			
4.	EROSION	<ul style="list-style-type: none"> • Wind screening and stormwater control should be undertaken to prevent soil loss from the site. • All erosion control mechanisms need to be regularly maintained. • Retain vegetation where possible to avoid soil erosion • Vegetation clearance should be phased to ensure that the minimum area of soil is exposed to potential erosion at any one time. • Re-vegetation of disturbed surfaces should occur immediately after the construction activities are completed. • No impediment to the natural water flow other than approved erosion control works is permitted. 	Principal contractor, ESCO and/or ECO
5.	AIR QUALITY	<p><u>Dust control</u></p> <ul style="list-style-type: none"> • Damping down of un-surfaced and un-vegetated areas during dusty periods is required. Potable water must not be used for this and only water abstracted from sources approved by DWS in agreement with the landowners is permitted. • Retention of vegetation where possible will reduce dust travel. • Excavations and other clearing activities must only be done during agreed working times and permitting weather conditions to avoid drifting of sand and dust into neighbouring areas. • The Principal Contractor shall be responsible for dust control on site to ensure no nuisance is caused to the Landowner or neighbouring Communities. • A notice at the junction of the N10 and the access road must be installed with a phone number that public can use to lodge complaints about dust. • A speed limit of 40km/h must not be exceeded on dirt roads. • Any complaints or claims emanating from the lack of dust control shall be attended to immediately by the Principal Contractor. <p><u>Emissions control</u></p> <ul style="list-style-type: none"> • Regular servicing of vehicles in order to limit gaseous emissions (to be done off-site). • Regular servicing of on-site toilets to avoid potential odours. • Allocated cooking areas must be provided. <p><u>Fire prevention</u></p> <ul style="list-style-type: none"> • All cooking shall be done in demarcated areas that are safe in terms of runaway or uncontrolled fires. No fires are allowed on site except formal “brick braai” facilities at the construction camp. • The Principal Contractor shall have operational firefighting equipment available on site at all times. The level of firefighting equipment must be assessed and evaluated through a typical risk assessment process. It may be necessary to increase the level of protection, especially during the winter months. 	Principal contractor, ESCO and/or ECO

ACTIVITY		MITIGATION and/or MANAGEMENT MEASURES	
CONSTRUCTION PHASE – GENERAL EIR			
6.	WATER QUALITY	<p><u>Sanitation</u></p> <ul style="list-style-type: none"> • Adequate sanitary and ablutions facilities must be provided for construction workers. Such an agreement must be conducted between the relevant municipality and the developer. In the case of Soyuz 1 where one local municipalities are relevant, the municipality has agreed to meet with the developer to discuss roles and responsibilities based on proximity to the WEF. • The facilities must be regularly serviced to reduce the risk of surface or groundwater pollution. <p><u>Hazardous materials</u></p> <ul style="list-style-type: none"> • Use and /or storage of materials, fuels and chemicals which could potentially leak into the ground must be controlled in a manner that prevents such occurrences. • All storage tanks containing hazardous materials must be placed in bunded containment areas with sealed surfaces. • The bund wall must be high enough to contain 110% of the total volume of the stored hazardous material with an additional allocation for potential high runoff stormwater events. • Any hazardous substances must be stored at least 100m from any of the water bodies on site. • Contaminated wastewater (such as concrete wastewater) must be managed by the Principal Contractor to ensure existing water resources on the site are not contaminated. All wastewater from general activities in the camp shall be collected and removed from the site for appropriate disposal at a licensed commercial facility. • Waste manifests must be kept as proof of legal disposal at a hazardous landfill site <p><u>Water resources</u></p> <ul style="list-style-type: none"> • Site staff shall not be permitted to use any other open water body or natural water source adjacent to or within the designated site for the purposes of bathing, washing of clothing or for any construction related activities. • Municipal water (or another source approved by the ECO and/or ESCO or secured through a WUL) should be used for all activities such as washing of equipment or disposal of any type of waste, dust suppression, concrete mixing, compacting, etc. • Compaction of backfilled material must attain low soil permeability. • Site design and operation must be such that surface/storm water is diverted away from excavation trenches. • Backfilling of trenches must be done in such a way that water ponding and erosion of the backfilled trench are avoided. <p><u>Stormwater</u></p> <ul style="list-style-type: none"> • The site must be managed in a manner that prevents pollution of drains, downstream watercourses or groundwater, due to suspended solids, silt or chemical pollutants. 	Principal contractor, ESCO and/or ECO

ACTIVITY		MITIGATION and/or MANAGEMENT MEASURES	
CONSTRUCTION PHASE – GENERAL EIR			
		<ul style="list-style-type: none"> • Temporary cut-off drains and berms may be required to capture stormwater and promote infiltration. • Hazardous substances must be stored at least 100 m away from any water bodies on-site to avoid pollution. 	
7.	NOISE	<ul style="list-style-type: none"> • Construction site yards, workshops, and other noisy fixed facilities should be located well away from noise sensitive areas. Once the proposed final layouts are made available by the Principal Contractor(s), the sites must be evaluated in detail and specific mitigation measures designed into the system. • Noise levels must be kept within acceptable limits. All noise and sounds generated must adhere to SABS 0103 specifications for maximum allowable noise levels for residential areas. No pure tone sirens or hooters may be utilised except where required in terms of SABS standards or in emergencies. 	Principal contractor, ESCO and/or ECO
8.	BIODIVERSITY	<ul style="list-style-type: none"> • Any animals rescued or recovered will be relocated in suitable habitat away from any infrastructure. An expert who holds a Competency Certificate to handle Dangerous and Venomous Reptiles should be contracted to remove any snakes. • Cleared vegetation can be used to form wood piles, and logs and stumps can be placed in rehabilitated areas. Dead or decaying wood piles should be created as these also provide valuable refuge, especially due to the clearance of vegetation cover. • Logs and stumps also provide important habitats for several reptile species as well as smaller mammals, amphibians, arachnids, and scorpions. With time they will eventually be reduced to valuable compost. Dead trees and stumps are also used for nesting purposes by barbets, hoopoes and owls, as well as perching or hunting platforms for birds like kingfishers. • Any lizards, gecko’s, monitors, or snakes encountered should be allowed to escape to suitable habitat away from the disturbance. No reptile should be intentionally killed, caught, or collected during any phase of the project. The local department of environmental affairs (Northern Cape) are mandated to investigate the management of the site as per each provinces’ mandated legislation. • General avoidance of snakes is the best policy if encountered. Snakes should not be intentionally harmed or killed and allowed free movement away from the area. • Appropriate footwear should be worn in the field. • When possible, construction work should be restricted to one area at a time. This will give smaller birds, mammals, reptiles, and amphibians an opportunity to move into undisturbed areas close to their natural habitat. The Principal Contractor must ensure that no faunal species are trapped, hunted, or killed during the construction phase. • No further vegetation clearance to that which is essential for establishing project infrastructure is permitted, except for the removal of alien invasive species. All remaining 	Principal contractor, ESCO and/or ECO

ACTIVITY		MITIGATION and/or MANAGEMENT MEASURES	
CONSTRUCTION PHASE – GENERAL EIR			
		<p>indigenous vegetation must be conserved wherever possible.</p> <ul style="list-style-type: none"> No roads shall be cut through river- and stream banks (riparian vegetation) as this may lead to erosion. If this is essential then a method statement is required, and the ECO and/or ESCO must approve the method statement. There must be no unnecessary disturbance of natural vegetation. Where unavoidable, such disturbed areas must be rehabilitated. Implement a worker environmental education program and implement best management practices. 	
9.	WASTE MANAGEMENT	<p><u>Construction rubble</u></p> <ul style="list-style-type: none"> Construction rubble shall be disposed of in pre-agreed, demarcated spoil dumps that have been approved by the relevant Municipality. Waste manifests must be kept as proof that this has been disposed of legally. <p><u>Litter management</u></p> <ul style="list-style-type: none"> Sufficient waste bins (with animal proof lids) must be provided at the construction site for different types of waste disposal and for recycling purposes. Refuse bins must be placed at strategic positions to ensure that litter does not accumulate within the construction site. A housekeeping team should be appointed to regularly maintain the litter and rubble situation on the construction site. Littering by the employees of the Principal Contractor shall not be allowed under any circumstances. The ECO and/or ESCO shall monitor the neatness of the work sites as well as the Principal Contractor campsite. Sanitary bins must be provided for women. All waste must be removed from the site and transported to a landfill site as approved by the relevant Municipality. <p><u>Hazardous waste</u></p> <ul style="list-style-type: none"> All hazardous waste materials must be carefully stored as advised by the ECO and/or ESCO, and then disposed of off-site at a licensed landfill site. Contaminants to be stored safely to avoid spillage Machinery must be properly maintained to keep oil leaks in check. <p><u>Sanitation</u></p> <ul style="list-style-type: none"> The Principal Contractor shall install mobile chemical toilets on the site. Staff shall be sensitised to the fact that they should use these facilities at all times. No indiscriminate sanitary activities on-site shall be allowed. Ablution facilities shall be within 100m from workplaces but not closer than 100m from any natural water bodies or boreholes. There should be enough toilets available to accommodate the workforce. Male and females must be accommodated separately where possible. Alternatively, 	Principal contractor, ESCO and/or ECO

ACTIVITY		MITIGATION and/or MANAGEMENT MEASURES	
CONSTRUCTION PHASE – GENERAL EIR			
		<p>ablution facilities may be located in a place approved by the ECO and/or ESCO.</p> <ul style="list-style-type: none"> • Toilets must be serviced regularly, and the EO should inspect toilets regularly. • Potable water must be provided for all construction staff. <p><u>Remedial actions</u></p> <ul style="list-style-type: none"> • Depending on the nature and extent of the spill, contaminated soil must be either excavated or treated on-site. • The ECO and/or ESCO must approve the precise method of treatment of polluted soil. • This could involve the application of soil absorbent materials or oil-digestive powders to the contaminated soil. • If a spill occurs on an impermeable surface such as cement or concrete, the surface spill must be contained using oil absorbent materials. • Contaminated remediation materials must be carefully removed from the area of the spill so as to prevent further release of petrochemicals to the environment and stored in adequate containers until appropriate disposal. • Spill kits must be provided at strategic points within the construction site. 	
10.	HEALTH AND SAFETY	<p><u>Worker safety</u></p> <ul style="list-style-type: none"> • Safety measures, work procedures and first aid must be implemented on-site. • A health and safety plan in terms of the Occupational Health and Safety Act (Act No. 85 of 1993) must be drawn up to ensure worker safety. • Principal Contractors must ensure that all equipment is maintained in a safe operating condition. • A record of health and safety incidents must be kept on-site. • Any health and safety incidents must be reported to the Proponent immediately. • First aid facilities must be available on site at all times. • Workers have the right to refuse work in unsafe conditions. • Material stockpiles or stacks must be stable and well secured to avoid collapse and possible injury to site workers. <p><u>Worker facilities</u></p> <ul style="list-style-type: none"> • Eating areas should be regularly serviced and cleaned to ensure the highest possible standards of hygiene and cleanliness <p><u>Protective gear</u></p> <ul style="list-style-type: none"> • Personal Protective Equipment (PPE) must be made available to all construction staff and the wearing and use of PPE must be compulsory. Hard hats and safety shoes must be worn at all times and other PPE worn where necessary i.e. dust masks, earplugs, hard hats, safety boots and overalls etc. • No person is to enter the site without the necessary PPE. 	Principal contractor, OHS Officer, ESCO and/or ECO

ACTIVITY	MITIGATION and/or MANAGEMENT MEASURES	
CONSTRUCTION PHASE – GENERAL EIR		
	<ul style="list-style-type: none"> ● The construction camp must remain fenced for the entire construction period. ● Potentially hazardous areas such as trenches are to be demarcated and clearly marked with orange snow netting. In addition, the EO must check the trenches before work commences to ensure that no animal species have fallen in. ● Adequate warning signs of hazardous working areas must be erected in suitable locations. ● Uncovered manholes and excavations must be clearly demarcated ● Emergency numbers for local police, fire department, Eskom and the Municipality must be placed in a prominent area. ● Firefighting equipment must be placed in prominent positions across the site where it is easily accessible. This includes fire extinguishers, a fire blanket as well as a water tank. ● A speed limit of 40km/h must be adhered to by all vehicles and machinery. <p><u>Hazardous Material Storage</u></p> <ul style="list-style-type: none"> ● Staff that will be handling hazardous materials must be trained to do so. ● Any hazardous materials (apart from fuel) must be stored within a lockable store with a sealed floor. ● All storage tanks containing hazardous materials must be placed in bunded containment areas with sealed surfaces. The bund walls must be high enough to contain 110% of the total volume of the stored hazardous material. ● The provisions of the Hazardous Chemical Substances Regulations promulgated in terms of the Occupational Health and Safety Act 85 of 1993 and the SABS Code of Practise must be adhered to. This applies to solvents and other chemicals possibly used in the construction time. <p><u>Procedure in the event of a petrochemical spill</u></p> <ul style="list-style-type: none"> ● The individual responsible for, or who discovers, the petrochemical spill must report the incident to the Proponent, ECO and/or ESCO and/or Principal Contractor as soon as reasonably possible. ● The problem must be assessed, and the necessary actions required will be undertaken. ● The immediate response must be to contain the spill. <p><u>Fire management</u></p> <ul style="list-style-type: none"> ● Firefighting equipment should be present on-site at all times as per Occupational Health and Safety Act. ● All construction staff must be trained in fire hazard control and firefighting techniques. ● All flammable substances must be stored in dry areas which do not pose an ignition risk to the said substances. ● No open fires will be allowed on site unless in a demarcated area identified by the ECO and/or ESCO (e.g. a “braai” area). This area must be equipped with fire extinguishers. 	

ACTIVITY		MITIGATION and/or MANAGEMENT MEASURES	
CONSTRUCTION PHASE – GENERAL EIR			
		<ul style="list-style-type: none"> Smoking may only be conducted in demarcated areas as agreed upon by the ECO and/or ESCO and Principal Contractor. 	
11.	SECURITY	<ul style="list-style-type: none"> Unsocial activities such as consumption or illegal selling of alcohol, drug utilisation or selling on-site are prohibited. Any persons found to be engaged in such activities shall have disciplinary and / or criminal action taken against them. No person shall enter the site unless authorised to do so by the Principal Contractor, Proponent or ECO and/or ESCO. All visitors must report to the site office on arrival, undergo induction training, sign an indemnity form and be in possession of the correct PPE clothing to wear while on site. If any fencing interferes with the construction process, such fencing shall be deviated until construction is completed. The deviation of fences shall be negotiated and agreed with the landowner in writing by the Developer, in consultation with the ECO and/or ESCO. Trespassing on private / commercial properties adjoining the site is forbidden. The site must be secured in order to reduce the opportunity for criminal activity in the locality of the construction site. 	Principal contractor, OHS Officer, ESCO and/or ECO
12.	SOCIAL ENVIRONMENT	<ul style="list-style-type: none"> All contact with affected parties shall be courteous at all times. The rights of the affected parties shall be respected at all times. A complaints register should be kept on site. Details of complaints should be incorporated into the audits as part of the monitoring process. This register is to be tabled during monthly site meetings. No interruptions other than those negotiated shall be allowed to any essential services. Damage to infrastructure shall not be tolerated and any damage shall be rectified immediately by the Principal Contractor. A record of all damage and remedial actions shall be kept on site. Road rehabilitation should take place during and once construction is completed. Construction traffic should only make use of approved routes. Where possible unskilled job opportunities should be afforded to local community members. Equal opportunities for employment should be created to ensure that the local female population also have access to these opportunities. Females should be encouraged to apply for positions. Payment should comply with applicable Labour Law legislation in terms of minimum wages. Local companies should be given the opportunity to tender for the provision of locally sourced materials, labour, plant, transport, etc. 	Principal contractor, ESCO and/or ECO
13.	CULTURAL AND HERITAGE ARTEFACTS	<ul style="list-style-type: none"> Local museums as well as the South African Heritage Resource Agency (SAHRA) should be informed if any 	Principal contractor, ESCO

ACTIVITY		MITIGATION and/or MANAGEMENT MEASURES	
CONSTRUCTION PHASE – GENERAL EIR			
		<p>artefacts are uncovered in the affected area and mitigation measures recommended by SAHRA should be followed.</p> <ul style="list-style-type: none"> The Principal Contractor must ensure that his workforce is aware of the necessity of reporting any possible historical or archaeological finds to the ECO and/or ESCO so that appropriate action can be taken. Any discovered artefacts shall not be removed under any circumstances. Any destruction of a site can only be allowed once a permit is obtained and the site has been mapped and noted. Permits shall be obtained from SAHRA, where relevant. 	and/or ECO, and Heritage Specialist
14.	CONSTRUCTION SITE DECOMMISSIONING	<p><u>Removal of equipment</u></p> <ul style="list-style-type: none"> All structures comprising the construction camp are to be removed from site. The area that previously housed the construction camp is to be checked for spills of substances such as oil, paint, etc, and these shall be cleaned up and contaminants disposed of appropriately. All hardened surfaces within the construction camp area should be ripped, all imported materials removed, and the area shall be top soiled and rehabilitated using the guidelines as set out in the section on Flora and Fauna that forms part of this document. <p><u>Temporary services</u></p> <ul style="list-style-type: none"> The Principal Contractor must arrange the cancellation of all temporary services. Temporary roads must be closed and access across these blocked. All areas where temporary services were installed are to be rehabilitated to the satisfaction of the ECO and/or ESCO. <p><u>Associated infrastructure</u></p> <ul style="list-style-type: none"> Surfaces are to be checked for waste products from activities such as concrete batching and cleared in a manner approved by the ECO and/or ESCO. All surfaces hardened due to construction activities are to be ripped and imported material thereon removed. All rubble is to be removed from the site to an approved disposal site as approved by the ECO and/or ESCO. Burying of rubble on-site is prohibited. Waste manifests must be kept as proof that this has been disposed of legally. The site is to be cleared of all litter. Waste manifests must be kept as proof that this has been disposed of legally. The Principal Contractor is to check that all watercourses are free from building rubble, spoil materials and waste materials. Fences, barriers and demarcations associated with the construction phase are to be removed from the site. All residual stockpiles must be removed or spread on site as directed by the ECO and/or ESCO. All unused building materials must be removed from the site. 	Principal contractor, ESCO and/or ECO

ACTIVITY		MITIGATION and/or MANAGEMENT MEASURES	
CONSTRUCTION PHASE – GENERAL EIR			
		<ul style="list-style-type: none"> The Principal Contractor must repair any damage that the construction works has caused to neighbouring properties, specifically, but not limited to, damage caused by poor storm water management. <p><u>Rehabilitation</u></p> <ul style="list-style-type: none"> Disturbed areas of natural vegetation as well as cut and fills must be rehabilitated immediately after the installation of the new towers to prevent further soil erosion. Re-seeding shall be done on disturbed areas as directed by the ECO and/or ESCO. Only seeds of indigenous plants must be used. Recommended rehabilitation is in the form of active and ongoing re-vegetation of affected areas, including areas where surface disturbances resulted from construction, as well as areas that were used for alternative or other functions, such as storage areas, parking bays, etc.; Once construction activities at a tower site has been completed, rehabilitation must commence; Existing access roads should be left ‘as is’ for future use during maintenance operations; In accordance with the Conservation of Agricultural Resources Act, No. 43 of 1983, slopes in excess of 2% must be contoured and slopes in excess of 12% must be terraced. Other methods of rehabilitation may also be used at the discretion of the ECO and/or ESCO, e.g. stone pitching, logging, etc. Contour banks shall be spaced according to the slope on tower sites. The type of soil shall also be taken into consideration. Final inspection in order to ensure adherence to EMPr guidelines, completion of localised/ remaining areas of impact, monitoring of rehabilitation success, etc. 	

Table 6-4: Construction Phase Mitigation Measures and Management Actions, Specialists

ISSUE	MITIGATION MEASURES	
CONSTRUCTION PHASE		RESPONSIBILITY
AGRICULTURAL IMPACT ASSESSMENT		
REDUCTION OF LAND WITH NATURAL VEGETATION FOR LIVESTOCK GRAZING	<ul style="list-style-type: none"> Vegetation clearance must be restricted to infrastructure and access road areas. Materials and equipment must only be stored in the pre-determined laydown areas. Prior arrangements must be made with the landowner and neighbouring landowners to ensure that farm and game animals are moved to areas where they cannot be injured by vehicles traversing the area. No boundary fence must be opened without the landowner or neighbouring landowners’ permission. No open fires made by the construction teams are allowable during the construction phase. The supporting infrastructure must be constructed as closely as possible together to avoid fragmentation of the entire project site. 	Principal contractor, ESCO and/or ECO

ISSUE	MITIGATION MEASURES	
<p>SOIL EROSION</p>	<ul style="list-style-type: none"> Land clearance must only be undertaken immediately prior to construction activities and only within the development footprint/servitude; Unnecessary land clearance must be avoided; Level any remaining soil removed from excavation pits that remained on the surface instead of allowing small stockpiles of soil to remain on the surface. Regularly monitor the site to check for areas where signs of soil erosion may start to appear. Should any soil erosion be detected, it must be addressed immediately through rehabilitation and surface stabilisation techniques 	<p>Principal contractor, ESCO and/or ECO</p>
<p>SOIL POLLUTION</p>	<ul style="list-style-type: none"> Maintenance must be undertaken regularly on all vehicles and construction/maintenance machinery to prevent hydrocarbon spills; Any waste generated during construction, must be stored in designated containers, and removed from the site by the construction teams; and Any left-over construction materials must be removed from site. 	<p>Principal contractor, ESCO and/or ECO</p>
<p>SOIL COMPACTION</p>	<ul style="list-style-type: none"> Vehicles and equipment must travel within demarcated areas and not outside of the construction footprint; Unnecessary land clearance must be avoided; Where possible, conduct the construction activities outside of the rainy season; and Vehicles and equipment must park in designated parking areas. 	<p>Principal contractor, ESCO and/or ECO</p>
AQUATIC IMPACT ASSESSMENT		
<p>DIRECT ECOSYSTEM MODIFICATION OR DESTRUCTION / LOSS IMPACTS</p> <p>ALTERATION OF HYDROLOGICAL AND GEOMORPHOLOGICAL PROCESSES</p> <p>ECOLOGICAL CONNECTIVITY AND EDGE DISTURBANCE IMPACTS</p>	<p><u>Avoid/prevent:</u></p> <ul style="list-style-type: none"> The following buffers should be applied to all watercourses and wetlands (i.e. channelled drainage lines and longitudinal washes) based on their EIS rating: <ul style="list-style-type: none"> High EIS – 50 m; Moderate to moderately-high EIS – 30 m; and Moderately-low EIS – 15 m. No turbines or pylons should be placed within these watercourses or their buffers. In accordance with the best practice guidelines, unnecessary watercourse powerline and road crossings (i.e. proposed crossings that can be re-aligned) must be re-aligned and avoided. Construction materials must not be stored within the moderate to high EIS areas or their buffers. Stockpiles must not be stored within the moderate to high sensitivity areas or their buffers. <p><u>Minimize/reduce:</u></p> <ul style="list-style-type: none"> Construction activities should be undertaken during the driest part of the year to minimize erosion and downstream sedimentation due to excavation, etc. Appropriate stormwater structures must be implemented during construction to control run-off and minimize erosion. 	<p>Principal contractor, ESCO and/or ECO</p>

ISSUE	MITIGATION MEASURES	
	<ul style="list-style-type: none"> ● Vegetation clearing must be kept a minimum and only to the site footprint. ● Erosion controls and sediment trapping measures must be put in place. ● Stockpiles must be monitored for erosion and mobilisation of materials towards watercourses. ● Stockpiles must not exceed 1.5 m in height. Stockpiles must be covered during windy periods. ● Best practice powerline and access road crossing alignment measures must be. Where watercourse crossings are required, every effort should be made to minimize the impacts by considering the following: <ul style="list-style-type: none"> ○ Crossing points should be aligned along areas or corridors of existing disturbance e.g. along existing road crossings. ○ The length of watercourse at each crossing must be minimised by adjusting alignments to coincide with narrower sections and ensuring that crossings cross perpendicular to flow. <p>Remediate/rehabilitate:</p> <ul style="list-style-type: none"> ● Disturbed areas must be monitored for erosion channels and these must be rehabilitated. ● All trenches/excavations must be backfilled and all disturbed areas backfilled, compacted and revegetated, where applicable. ● Road crossings should be used to assist in re-instating some of the lost base level as a result of historical erosional incision. The proposed access roads should serve a dual function, namely as a crossing of the washes and a means of stabilising the longitudinal slope of the watercourses. ● Anchored brush packs should be used in Badlands to assist with their rehabilitation. ● Within Soyuz 1, targeted rehabilitation at road crossings should be concentrated within units A02 and A07 in particular. Several other assessment units within the broader WEF cluster can also be targeted for rehabilitation. 	
<p>WATER POLLUTION IMPACTS</p>	<p>Avoid/prevent:</p> <ul style="list-style-type: none"> ● No concrete mixing must take place within 50 m of any watercourse. ● No machinery must be parked overnight within 50 m of the watercourses. ● All stationary machinery must be equipped with a drip tray to retain any oil leaks. ● Chemicals used for construction must be stored safely on bunded surfaces in the construction site camp. ● No ablution facilities must be located within 50 m of any watercourse. ● Chemical toilets must be regularly maintained/ serviced to prevent ground or surface water pollution. ● Any hazardous substances/waste must be stored in impermeable bunded areas or secondary containers 110% the volume of the contents within it. 	<p>Principal contractor, ESCO and/or ECO</p>

ISSUE	MITIGATION MEASURES	
	<ul style="list-style-type: none"> All general waste and refuse must be removed from site and disposed and windproof temporary storage area before being disposed of at a registered landfill site. <p>Remediate/rehabilitate:</p> <ul style="list-style-type: none"> Emergency plans must be in place in case of spillages onto bare soil or within watercourses. 	
<p>CUMULATIVE DIRECT IMPACTS</p>	<ul style="list-style-type: none"> Application of all recommended mitigation measures to avoid, minimize and rehabilitate impacts across all WEF projects within the Soyuz Cluster. 	<p>Principal contractor, ESCO and/or ECO</p>
<p>CUMULATIVE INDIRECT IMPACTS</p>		
<p>NO-GO: ALTERATION OF HYDROLOGICAL AND GEOMORPHOLOGICAL PROCESSES</p>	<ul style="list-style-type: none"> Mitigation measures are not prescribed for the no-go alternative, as the developer would not be involved in the implementation of these measures. Rather, the responsibility would fall to the landowner and/or managing authority to implement measures to address existing impacts. 	<p>N/A</p>
<p>NO-GO: ECOLOGICAL CONNECTIVITY AND EDGE DISTURBANCE IMPACTS</p>	<ul style="list-style-type: none"> Mitigation measures are not prescribed for the no-go alternative, as the developer would not be involved in the implementation of these measures. Rather, the responsibility would fall to the landowner and/or managing authority to implement measures to address existing impacts. 	<p>N/A</p>
<p>NO-GO: WATER POLLUTION IMPACTS</p>	<ul style="list-style-type: none"> Mitigation measures are not prescribed for the no-go alternative, as the developer would not be involved in the implementation of these measures. Rather, the responsibility would fall to the landowner and/or managing authority to implement measures to address existing impacts. 	<p>N/A</p>
AVIFAUNAL IMPACT ASSESSMENT		
<p>DIRECT HABITAT DESTRUCTION</p>	<ul style="list-style-type: none"> The footprint within Medium and High Sensitivity areas must be minimized and avoided wherever possible; Laydown and other temporary infrastructure to be placed outside of Medium and High sensitivity areas, preferably within previously transformed areas, wherever possible; Appropriate run-off and erosion control measures must be implemented where required; A site-specific Environmental Management Programme (EMPr) must be developed and implemented. The EMPr must give appropriate and detailed description of how construction activities must be conducted to reduce unnecessary destruction of habitat (e.g. no open fires outside of designated areas); All contractors are to adhere to the EMPr and must apply good environmental practice during construction; All hazardous materials must be stored in the appropriate manner to prevent contamination of the site and downstream environments. Any accidental chemical, fuel and oil spills that occur at the site must be cleared as appropriate for the nature of the spill; Existing roads and farm tracks must be used where possible; The minimum footprint areas of infrastructure must be used wherever possible, including road widths and lengths; 	<p>Principal contractor, ESCO and/or ECO</p>

ISSUE	MITIGATION MEASURES	
	<ul style="list-style-type: none"> No off-road driving must be permitted in areas not identified for clearing; An Environmental Officer (EO) must form part of the on-site team to ensure that the EMPr is implemented and enforced and an Environmental Control Officer (ECO) must be appointed to oversee the implementation activities and monitor compliance for the duration of the construction phase; and Following construction, rehabilitation of areas disturbed by temporary laydown areas and facilities must be undertaken. 	
<p>DISTURBANCE AND DISPLACEMENT</p>	<ul style="list-style-type: none"> A site specific EMPr must be developed and implemented. The EMPr must give appropriate and detailed description of how construction activities must be conducted; All contractors are to adhere to the EMPr and must apply good environmental practice during construction; The ECO must oversee activities and ensure that the site specific EMPr is implemented and enforced; Maximum use of existing access road and servitudes; Existing and novel access roads are to be suitably upgraded or constructed to prevent damage and erosion resulting from increased vehicular traffic and construction vehicles; No off-road driving in undesignated areas; Speed limits (50 km/h) must be strictly enforced on site to reduce unnecessary noise; Construction camps must be lit with as little light as practically possible, with the lights directed downwards where appropriate; The movement of construction personnel must be restricted to the construction areas on the project site; No dogs or cats other than those of the landowners must be allowed on site; The appointed ECO must be trained to identify the potential Red Data species, as well as the signs that indicate possible breeding by these species; The ECO must during audits/site visits make a concerted effort to look out for such breeding activities of SCCs (e.g. cranes, Secretarybird). Additional efforts must include the training of construction staff (e.g. in Toolbox talks) to identify Red Data species, followed by regular questioning of staff as to the regular whereabouts on site of these species; and If any avifaunal SCCs are confirmed to be breeding (e.g. if a nest site is found), construction activities within 500 m of the breeding site must cease, and an avifaunal specialist is to be contacted immediately for further assessment of the situation and instruction on how to proceed. 	<p>Principal contractor, ESCO and/or ECO</p>
<p>DIRECT MORTALITY</p>	<ul style="list-style-type: none"> Maximum use of existing access road and servitudes; No off-road driving in undesignated areas; Speed limits (50 km/h) must be strictly enforced on site to reduce probability of vehicle collisions; The movement of construction personnel must be restricted to the construction areas on the project site; 	<p>Developer, Principal contractor, ESCO and/or ECO</p>

ISSUE	MITIGATION MEASURES	
	<ul style="list-style-type: none"> • NO dogs or cats other than those of the landowners must be allowed on site; • Any holes dug e.g. for foundations of pylons must not be left open for extended periods of time to prevent entrapment by ground dwelling avifauna or their young and only be dug when required and filled in soon thereafter; • Temporary fencing must be suitably constructed, e.g. if double layers of fencing are required for security purposes, they must be positioned at least 2 m apart to reduce the probability of entrapment by larger bodied species that may find themselves between the two fences; and • Roadkill must be reported to the ECO and removed as soon as possible to reduce attracting crows to the area. 	
<p>CUMULATIVE IMPACT ON AVIFAUNAL HABITAT, DISPLACEMENT AND DIRECT MORTALITY</p>	<ul style="list-style-type: none"> • All appropriate mitigation measures listed above should be implemented; • Data should be shared with regulators and interested stakeholders to allow cumulative impacts to be documented and to inform adaptive operational management. 	<p>Developer, Principal contractor, and/or ECO ESCO</p>
BAT IMPACT ASSESSMENT		
<p>HABITAT MODIFICATION</p>	<ul style="list-style-type: none"> • The removal of vegetation and man-made buildings should be avoided in all high sensitive areas, as far as possible, and reduced across the project site in all other areas. 	<p>Developer, Principal contractor, and/or ECO ESCO</p>
<p>DISTURBANCE / DISPLACEMENT</p>	<ul style="list-style-type: none"> • Limit construction activities to daylight hours only. • Avoid all construction activities within potential roosting habitats, if identified at the time when construction activities (for wind turbines and associated infrastructures) take place. No confirmed roosts have been identified on site to date, although it is recommended for a final specialist site walk-through to take place prior to construction to confirm this. 	<p>Developer, Principal contractor, and/or ECO ESCO</p>
ECOLOGICAL IMPACT ASSESSMENT		
<p>LOSS OF FAUNAL HABITAT</p>	<ul style="list-style-type: none"> • The development must consolidate road networks to minimise the loss of faunal habitat. • All construction and construction related activities (including parking of vehicles and machinery) must remain within the approved project footprint. • Microhabitats (e.g. rock stacks and logs) in the clearing footprint must be relocated to the same habitat immediately adjacent to the removal site. E.g. Rock stacks should be restacked. • Temporary infrastructure (laydown areas, widened roads, etc.) must be rehabilitated and efforts must provide habitat for faunal species by placing logs and rocks at strategic sites to provide shelter for small mammals and reptiles. 	<p>Developer, Principal contractor, and/or ECO ESCO</p>
<p>LOSS OF FAUNAL SPECIES OF CONSERVATION CONCERN</p>	<ul style="list-style-type: none"> • A clause must be included in contracts for ALL personnel (i.e. including contractors) working on site stating that: “no wild animals will be hunted, killed, poisoned or captured. No wild animals will be imported into, exported from or transported in or through the province. No wild animals will be sold, bought, donated and no person associated with the development will be in possession of any live wild animal, carcass or anything manufactured from the carcass.” 	<p>Principal contractor, ESCO and/or ECO</p>

ISSUE	MITIGATION MEASURES	
	<ul style="list-style-type: none"> In addition, a clause relating to fines, possible dismissal and legal prosecution must be included should any of the above transgressions occur, especially for SCC. A search and rescue should be conducted for the Dwarf Karoo Tortoise and if found must be relocated to suitable habitat immediately adjoined to where it was found. 	
<p>DISTURBANCE TO FAUNAL SPECIES AND THEIR LIVELIHOOD DUE TO CONSTRUCTION RELATED ACTIVITIES</p>	<ul style="list-style-type: none"> Dust suppression measures must be implemented in the dry and/or windy months. All machinery, vehicles and earth moving equipment must be maintained and the noise these create must meet industry minimum standards. e.g. the sound generated by a machine must be below a certain decibel as prescribed in the relevant noise control regulations. A Storm Water Management Plan must be drafted and implemented to prevent runoff entering aquatic systems and causing siltation and pollution of this faunal habitat. Hard surfaces should be avoided. No construction night lighting must be allowed. If required, Minimise lighting in open space areas within development and any external lights must be down lights placed as low as possible and installation of low UV emitting lights, such as most LEDs. Steep sided drains, gutters, canals and open pits/trenches must be covered with mesh (5mm x 5mm) or sloped to prevent fauna falling in and getting stuck. No unnecessary structures that would act as pitfall traps for animals must be constructed. 	<p>Principal contractor, ESCO and/or ECO</p>
<p>MORTALITY OF FAUNAL SPECIES DUE TO EARTHWORKS, ROADKILL AND PERSECUTION</p>	<ul style="list-style-type: none"> Speed restrictions within the residential development for all vehicles (30km/h is recommended) should be in place to reduce the impact of killed fauna on the project roads. Any faunal species that may die as a result of construction must be recorded (i.e. be photographed, GPS co-ordinates taken) and if somewhat intact preserved and donated to the nearest university, museum or SANBI. A trained snake handler must be on call during construction to remove any snakes within construction areas. A clause relating to fines, possible dismissal and legal prosecution must be included in all contracts for ALL personnel (i.e. including contractors) working on site should any speeding or persecution of animals occur. 	<p>Principal contractor, ESCO and/or ECO</p>
<p>INCREASED REDUCTION IN FAUNAL HABITAT AND INCREASE DISTURBANCE OF FAUNAL SPECIES</p>		
<p>INCREASED FAUNAL MORTALITY</p>		
<p>LOSS OF EASTERN UPPER KAROO</p>	<p>For Direct Impacts:</p> <ul style="list-style-type: none"> Construction vehicles and machinery must not encroach into identified 'no-go' areas or areas outside the project footprint. Topsoil (20 cm, where possible) must be collected and stored in an area of low (preferable) and medium sensitivity and used to rehabilitate impacted areas that are no longer required during the operational phase (e.g. laydown areas). Only indigenous species must be used for rehabilitation. Where possible, lay down areas must be located within previously disturbed sites. Employees must be prohibited from making open fires during the construction phase. 	<p>Principal contractor, ESCO and/or ECO</p>

ISSUE	MITIGATION MEASURES	
	<ul style="list-style-type: none"> • Employees must be prohibited from collecting plants. It is recommended that spot checks of pockets and bags are done on a regular basis to ensure that no unlawful harvesting of plant species is occurring. • An alien invasive management plan for the site must be created. • An in-situ search and rescue plan must be developed and implemented for succulents and geophytes that will be impacted by the construction of the project site. • Plant translocation to adjacent suitable habitat may only be done for species that are not range restricted and for populations that have not been quantified as regionally significant. • In such cases that this is not feasible, any requirement for translocation must be discussed with the relative authorities prior to translocation taking place. 	
<p>LOSS OF UPPER KAROO HARDEVELD</p>	<p>For Direct Impacts, all mitigation measures listed above under LOSS OF EASTERN UPPER KAROO must be implemented.</p>	<p>Principal contractor, ESCO and/or ECO</p>
<p>LOSS OF SPECIES OF CONSERVATION CONCERN</p>	<p>For Direct Impacts, all mitigation measures listed above under LOSS OF EASTERN UPPER KAROO must be implemented.in addition to the following:</p> <ul style="list-style-type: none"> • An ecological walk-through must be undertaken prior to construction and where Threatened (i.e. Critically Endangered, Endangered and Vulnerable) species are recorded, project infrastructure must be moved to avoid these populations. If this is not feasible, then a translocation plan for the population must be designed and implemented with input from an experienced horticulturalist with knowledge on how to move these species to ensure the best chance of survival. 	<p>Principal contractor, ESCO and/or ECO</p>
<p>DISRUPTION OF ECOSYSTEM FUNCTION AND PROCESS</p>	<p>For Direct Impacts, all mitigation measures listed above under LOSS OF EASTERN UPPER KAROO must be implemented.in addition to the following:</p> <ul style="list-style-type: none"> • Rehabilitate laydown areas • Use existing access roads and upgrade these where necessary 	<p>Principal contractor, ESCO and/or ECO</p>
HERITAGE IMPACT ASSESSMENT		
<p>LOSS OF HERITAGE RESOURCE FOR S1WEF01, S1WEF02, S1WEF03</p>	<p>No further action / Monitoring Where no heritage resources have been documented, heritage resources occur well outside the impact zone of any development or the primary context of the surroundings at a development footprint has been largely destroyed or altered, no further immediate action is required. Site monitoring during development, by an ECO or the heritage specialist are often added to this recommendation in order to ensure that no undetected heritage\ remains are destroyed.</p> <p>Site Monitoring: General Site Monitoring in order to detect the presence of and limit impact on previously undocumented heritage receptors during construction / site clearing / earth moving</p> <p>Avoidance</p>	<p>Developer, Principal contractor, Heritage Specialist, ESCO and/or ECO</p>
<p>LOSS OF HERITAGE RESOURCE FOR S1WEF04 - S1WEF14</p>		
<p>CUMULATIVE IMPACTS</p>		

ISSUE	MITIGATION MEASURES	
	<p>This is appropriate where any type of development occurs within a formally protected or significant or sensitive heritage context and is likely to have a high negative impact. Mitigation is not acceptable or not possible. This measure often includes the change / alteration of development planning and therefore impact zones in order not to impact on resources.</p> <p>Mitigation</p> <p>This is appropriate where development occurs in a context of heritage significance and where the impact is such that it can be mitigated to a degree of medium to low significance, e.g. the high to medium impact of a development on an archaeological site could be mitigated through sampling/excavation of the remains. Not all negative impacts can be mitigated.</p> <p>Compensation</p> <p>Compensation is generally not an appropriate heritage management action. The main function of management actions should be to conserve the resource for the benefit of future generations. Once lost it cannot be renewed. The circumstances around the potential public or heritage benefits would need to be exceptional to warrant this type of action, especially in the case of where the impact was high.</p> <p>Rehabilitation</p> <p>Rehabilitation is considered in heritage management terms as an intervention typically involving the adding of a new heritage layer to enable a new sustainable use. It is not appropriate when the process necessitates the removal of previous historical layers, i.e. restoration of a building or place to the previous state/period. It is an appropriate heritage management action in the following cases:</p> <ul style="list-style-type: none"> • The heritage resource is degraded or in the process of degradation and would benefit from rehabilitation. • Where rehabilitation implies appropriate conservation interventions, i.e. adaptive reuse, repair and maintenance, consolidation and minimal loss of historical fabric. • Where the rehabilitation process will not result in a negative impact on the intrinsic value of the resource. 	
NOISE IMPACT ASSESSMENT		
<p>CONSTRUCTION OF ACCESS ROADS</p>	<ul style="list-style-type: none"> • While projected noise levels may be very high, it relates to the low ambient sound levels measured during the day as well as strict assessment criteria. The significance of the noise impact remains low for access road construction activities and no additional mitigation is required or recommended. • There is no risk of any residual noise. 	<p>Principal contractor, ESCO and/or ECO</p>
<p>DAYTIME WTG CONSTRUCTION ACTIVITIES</p>	<p>While projected noise levels may be very high, it relates to the low ambient sound levels measured during the day as well as strict assessment criteria. The significance of the noise impact is low for daytime construction activities and no additional mitigation is required or recommended.</p> <p>There is no risk of any residual noises.</p>	<p>Principal contractor, ESCO and/or ECO</p>
<p>NIGHT-TIME WTG ACTIVITIES</p>	<p>The significance of the noise impact is High and additional mitigation is required and recommended. Potential mitigation measures would include:</p>	<p>Principal contractor, ESCO and/or ECO</p>

ISSUE	MITIGATION MEASURES	
	<ul style="list-style-type: none"> • Agreement between the applicant and the land owner that the structures near NSR07 will not be used for residential purposes if the project proceeds; or • The applicant can change the layout , removing WTG B6-57. • Agreement between the applicant and the land owner that the structures near NSR07 will not be used for permanent residential purposes if the project proceed; or • That the applicant designs and implement a noise abatement programme to ensure that the projected noise levels are less than 45 dBA at NSR07 (during periods that the structures are used for residential purposes). This could include using a WTG (within 2,000 m from NSR07) that has different sound reduction modes (such as a WTG with a noise emission level less than 106.5 dBA re 1 pW); or • The applicant can change the layout, removing WTG B6-57 (or relocating it further than 2,000m from this NSR), at the same time moving other WTG (WTG B6-56, B6-59 and B6-60) further than 1,000m from NSR07; or • The applicant can do both of the following: <ul style="list-style-type: none"> ○ change the layout, removing WTG B6-57 (or relocating it further than 2,000m from this NSR); and ○ select a WTG with a SPL less than 108.5 dBA (re 1 pW) within 2,000m from NSR07 (WTG B6-56, B6-59 and B6-60). <p>The applicant should also:</p> <ul style="list-style-type: none"> • Minimize night-time activities when working within 2,000m from any NSR. Work should only take place at one WTG location to minimize potential night-time cumulative noises (when working at night within 2,000m from NSR); • The applicant must notify the NSR when night-time activities will be taking place within 1,000m from the NSR; and • The applicant must plan the completion of noisiest activities (such a pile driving, rock breaking and excavation) during the daytime period (even though it is expected that it is highly unlikely that this may take place at night). 	
<p>CONSTRUCTION TRAFFIC NOISES</p>	<p>The significance of noises due to construction traffic is low no additional mitigation is required or recommended.</p> <p>There is no risk of any residual noise.</p>	<p>Principal contractor, ESCO and/or ECO</p>
PALAEONTOLOGICAL IMPACT ASSESSMENT		
<p>LOSS OF FOSSIL HERITAGE</p>	<ul style="list-style-type: none"> • The ECO and/ or ESCO for this project must be informed that the Ecca Group of the Karoo Supergroup has a High Palaeontological Sensitivity. • If any fossil remains or trace fossils are discovered during any phase of construction or operation, either on the surface or exposed by excavations, the ECO and/or ESCO in charge of this development should implement the Chance find Protocol immediately. These discoveries should be protected (if possible, in situ) and the ECO and/or ESCO must report such discoveries to SAHRA (Contact details: SAHRA, 111 Harrington Street, Cape Town. PO Box 4637, Cape Town 8000, South Africa. Tel: 021 462 4502. Fax: +27 	<p>Principal contractor, ESCO and/or ECO</p>

ISSUE	MITIGATION MEASURES	
	<p>(0)21 462 4509. Web: www.sahra.org.za). Suitable mitigation (e.g., recording and collection) will consequently be undertaken by a palaeontologist.</p> <ul style="list-style-type: none"> • Before any fossil material can be collected from the development site, the specialist involved would need to apply for a collection permit from SAHRA. Fossil material must be housed in an official collection (museum or university), while all reports and fieldwork should meet the minimum standards for palaeontological impact studies proposed by SAHRA (2012). • These recommendations should be incorporated into the Environmental Management Plan for the Soyuz 1 WEF. 	
SOCIAL IMPACT ASSESSMENT		
<p>POSITIVE ATTITUDE TOWARDS THE DEVELOPMENT</p>	<ul style="list-style-type: none"> • Good communication about the project needs to be practiced throughout as both locals and businesses need time to plan accordingly for any changes that will occur in the area. • Ensure that notice is given and landowners and locals are properly informed throughout the project. 	<p>Principal contractor, ESCO and/or ECO</p>
<p>HIGH COMMUNITY EXPECTATIONS FOR BENEFITS RESULTING FROM THE PROJECT</p>	<ul style="list-style-type: none"> • Good communication about the project needs to be practiced throughout as both locals and businesses need time to plan accordingly for any changes that will occur in the area. • Ensure that notice is given and landowners and locals are properly informed throughout the project. • A positive relationship must be established and maintained with affected landowners. There should always be an open line of communication and grievances must be addressed satisfactorily and promptly. • Affected landowners must be consulted and respected in terms of access to the site, security and all activities on the site, in order to minimise negative impacts to landowners. Disruptions to directly affected and adjacent landowners must be kept to a minimum. • Complaints and concerns must be addressed promptly, and feedback must be given to complainants. 	<p>Developer, Principal contractor, ESCO and/or ECO</p>
<p>JOB CREATION: CONSTRUCTION</p>	<ul style="list-style-type: none"> • Employment opportunities and criteria should be communicated to the community before being advertised outside the municipal area. • Hiring should focus on the nearest and surrounding community. If not, jealousy and disdain or resentment for the project may develop. • Unreasonable expectations with regards to employment opportunities should not be created, and the developers should be transparent about the limited number of employment opportunities that will be created. 	<p>Principal contractor, ESCO and/or ECO</p>
<p>SMME DEVELOPMENT SUPPORT OF LOCAL/REGIONAL BUSINESSES: CONSTRUCTION</p>	<ul style="list-style-type: none"> • Ensure local SMME's are utilised throughout the project, as far as possible. • The creation of secondary opportunities for income generation, such as supplying meals to employees, should be investigated and implemented if possible. • External contractors and suppliers from within the local municipality must be given preference. • Source materials and products locally, as far as possible. 	<p>Principal contractor, ESCO and/or ECO</p>

ISSUE	MITIGATION MEASURES	
POSSIBILITY FOR TRAINING AND UPSKILLING OF LOCAL COMMUNITY DURING CONSTRUCTION, OPERATION AND THROUGH LED PROJECTS	<ul style="list-style-type: none"> It is recommended that these be maximised whenever possible, and that the local community, especially, be the beneficiaries of this. 	Developer, Principal contractor, ESCO and/or ECO
IN-MIGRATION OF JOB SEEKERS	<ul style="list-style-type: none"> No mitigation possible. 	N/A
INCREASE IN TRAFFIC DURING CONSTRUCTION	<ul style="list-style-type: none"> Steps must be taken to minimise road accidents, including the use of clear signage, reducing speed limits and visible policing. 	Principal contractor, ESCO and/or ECO
NOISE FROM CONSTRUCTION ACTIVITIES	<ul style="list-style-type: none"> Measures should be taken to reduce noise. Noise generating activities should be limited to regular business hours. 	Principal contractor, ESCO and/or ECO
THERE MAY BE SENSITIVE HERITAGE FEATURES ON THE SITE THAT MAY BE IMPACTED	<ul style="list-style-type: none"> Recommendations and mitigation measures contained in the Heritage Impact Assessment must be adhered to. 	Principal contractor, ESCO and/or ECO
POSSIBLE REDUCTION IN CRIME RATES	<ul style="list-style-type: none"> Measures should be taken to ensure security around any construction site, including maintaining access control onto affected farms. Affected landowners must be consulted and respected in terms of access to the site, security and all activities on the site, in order to minimise negative impacts to landowners. 	Principal contractor, ESCO and/or ECO
LOSS OF AGRICULTURAL LAND	<ul style="list-style-type: none"> Mitigation measures suggested by the agricultural specialist must be adhered to. 	Principal contractor, ESCO and/or ECO
NEGATIVE VISUAL IMPACT AND LOSS OF SENSE OF PLACE	<ul style="list-style-type: none"> Mitigation measures suggested by the visual impact specialist must be adhered to. 	Principal contractor, ESCO and/or ECO
LOSS OF INCOME DUE TO VISUAL IMPACTS	<ul style="list-style-type: none"> N/A 	N/A
TRAFFIC IMPACT ASSESSMENT		
NOISE AND POLLUTION	<ul style="list-style-type: none"> Stagger turbine component delivery to site Keep the construction period to a minimum 	Principal contractor, ESCO and/or ECO
TRAFFIC IMPACTS	<ul style="list-style-type: none"> Stagger the construction of the turbines The use of mobile batch plants and quarries in close proximity to the site would decrease the impact on the surrounding road network. Maintenance of haulage routes. Design and maintenance of internal roads. Schedule abnormal loads to outside peak traffic periods. 	Principal contractor, ESCO and/or ECO
CUMULATIVE IMPACT: TRAFFIC IMPACTS AND ASSOCIATED NOISE AND DUST POLLUTION	<ul style="list-style-type: none"> Only some of these developments will be successful at the respective bidding round and then constructed in agreement with the road authorities. Scheduling of heavy and abnormal vehicles for the developments need to be planned and agreed upon between developers of any projects located within a 50km radius. Stagger turbine component delivery to site Keep the construction period to a minimum Stagger the construction of the turbines 	Developer, Principal contractor, ESCO and/or ECO

ISSUE	MITIGATION MEASURES	
	<ul style="list-style-type: none"> The use of mobile batch plants and quarries in close proximity to the site would decrease the impact on the surrounding road network. Maintenance of haulage routes. Design and maintenance of internal roads. Schedule abnormal loads to outside peak traffic periods. 	
VISUAL IMPACT ASSESSMENT		
<p>POTENTIAL VISUAL IMPACT OF CONSTRUCTION ON SENSITIVE VISUAL RECEPTORS IN CLOSE PROXIMITY TO THE FACILITY</p>	<p>Mitigation / Management: Construction:</p> <ul style="list-style-type: none"> Ensure that vegetation is not unnecessarily removed during the construction period. Reduce the construction period through careful logistical planning and productive implementation of resources. Plan the placement of lay-down areas and temporary construction equipment camps in order to minimise vegetation clearing (i.e., in already disturbed areas) wherever possible. Restrict the activities and movement of construction workers and vehicles to the immediate construction site and existing access roads. Ensure that rubble, litter, and disused construction materials are appropriately stored (if not removed daily) and then disposed regularly at licensed waste facilities. Reduce and control construction dust using approved dust suppression techniques as and when required (i.e., whenever dust becomes apparent). Restrict construction activities to daylight hours whenever possible in order to reduce lighting impacts. Rehabilitate all disturbed areas immediately after the completion of construction works. 	<p>Principal contractor, ESCO and/or ECO</p>

Table 6-6: Operational Phase Mitigation Measures and Management Actions, Specialist

ACTIVITY		MITIGATION and/or MANAGEMENT MEASURES	
OPERATIONAL PHASE – GENERAL EIR			RESPONSIBILITY
1.	ECOLOGY	<ul style="list-style-type: none"> Ensure that maintenance staff and vehicles remain on designated roads and paths within the site. Avoid unnecessary disturbance of existing bush patches. 	Principal contractor, ESCO and/or ECO
2.	SOCIO-ECONOMIC	<ul style="list-style-type: none"> Ensure that if the community trust business model is implemented, the board of trustees is representative of the surrounding communities, and that proper oversight procedures are established prior to operation of the WEF. 	Principal contractor, ESCO and/or ECO
3.	LIGHTING	<ul style="list-style-type: none"> Reduce night lighting impacts by using shaded lighting, LED lighting and using lights at low levels. 	Principal contractor, ESCO and/or ECO
4.	ARCHITECTURE OF ANCILLARY INFRASTRUCTURE	<ul style="list-style-type: none"> Ensure that the surfaces of all project structures and buildings visible to the public are maintained such that: <ul style="list-style-type: none"> their colours minimize visual intrusion and contrast by blending with the existing colours of the surrounding landscape, their colours and finishes do not create excessive glare, and their colours and finishes are consistent with local policies and ordinances. 	Principal contractor, ESCO and/or ECO

ACTIVITY		MITIGATION and/or MANAGEMENT MEASURES	
5.	STORAGE OF HAZARDOUS SUBSTANCES	<ul style="list-style-type: none"> Ensure that all hazardous substances are stored in appropriately bunded locations. 	Principal contractor, OHS officer, ESCO and/or ECO
6.	OPERATING EQUIPMENT	<ul style="list-style-type: none"> Lower noise emission levels from inverters and transformers can be achieved by housing them in enclosed structures. 	Principal contractor, ESCO and/or ECO
7.	STORMWATER MANAGEMENT	<ul style="list-style-type: none"> Maintain recommendations of the Storm Water Management Plan. 	Principal contractor, ESCO and/or ECO
8.	WASTE MANAGEMENT	<ul style="list-style-type: none"> Develop and implement a waste management plan incorporating recycling and waste minimization and legal aspects into the plan. Develop and implement a worker education plan for waste management in the work environment. 	Principal contractor, ESCO and/or ECO

Table 6-8: Operational Phase Mitigation Measures and Management Actions, Specialist

ISSUE	MITIGATION MEASURES	
OPERATIONAL PHASE		
AGRICULTURAL IMPACT ASSESSMENT		
SOIL EROSION	<ul style="list-style-type: none"> The project site must regularly be monitored to detect early signs of soil erosion on-set. If soil erosion is detected, the area must be stabilised by the use of geo-textiles and facilitated re-vegetation. 	Developer, ESCO and/or ECO
SOIL POLLUTION	<ul style="list-style-type: none"> Maintenance must be undertaken regularly on all vehicles and construction/maintenance machinery to prevent hydrocarbon spills; Any waste generated during construction, must be stored in designated containers and removed from the site by the construction teams; and <ul style="list-style-type: none"> Any left-over construction materials must be removed from site. 	Developer, ESCO and/or ECO
AQUATIC IMPACT ASSESSMENT		
ALTERATION OF HYDROLOGICAL AND GEOMORPHOLOGICAL PROCESSES	<p>Minimize/reduce:</p> <ul style="list-style-type: none"> Stormwater infrastructure must be maintained and monitored for effectiveness with respect to controlling and minimising erosion and sedimentation of watercourses. Given that water flows in the washes generally occur across a very wide front and are usually as very infrequent and very brief events, it is recommended that “drift-type” road crossings be used where appropriate and designed for flow over the road surface rather than directing it under the road with culverts. Where access road crossings of defined channels is required, box culverts must be established across the width of the watercourse. <p>Remediate/rehabilitate:</p> <ul style="list-style-type: none"> The site must be monitored for erosion and should be rehabilitated where applicable. 	Developer, ESCO and/or ECO
	<ul style="list-style-type: none"> Mitigation measures are not prescribed for the no-go alternative, as the developer would not be involved in the implementation of these measures. Rather, the responsibility would fall to the landowner and/or managing authority to implement measures to address existing impacts. 	N/A
ECOLOGICAL CONNECTIVITY	Remediate/rehabilitate:	Developer,

ISSUE	MITIGATION MEASURES	
<p>AND EDGE DISTURBANCE IMPACTS</p>	<ul style="list-style-type: none"> Disturbed areas should be rehabilitated and re-vegetated. 	<p>ESCO and/or ECO</p>
	<p>Mitigation measures are not prescribed for the no-go alternative, as the developer would not be involved in the implementation of these measures. Rather, the responsibility would fall to the landowner and/or managing authority to implement measures to address existing impacts.</p>	<p>N/A</p>
<p>WATER POLLUTION IMPACTS</p>	<ul style="list-style-type: none"> Avoid/prevent impact: No machinery must be parked overnight within 50 m of the watercourses. All stationary machinery must be equipped with a drip tray to retain any oil leaks. Any hazardous substances/waste must be stored in impermeable bunded areas or secondary containers 110% the volume of the contents within it. All general waste and refuse must be removed from site and disposed and windproof temporary storage area before being disposed of at a registered landfill site. Remediate/rehabilitate: Emergency plans must be in place in case of spillages onto bare soil or within water courses. 	<p>Developer, ESCO and/or ECO</p>
	<p>Mitigation measures are not prescribed for the no-go alternative, as the developer would not be involved in the implementation of these measures. Rather, the responsibility would fall to the landowner and/or managing authority to implement measures to address existing impacts.</p>	<p>Developer, ESCO and/or ECO</p>
<p>AVIFAUNAL IMPACT ASSESSMENT</p>		
<p>DISTURBANCE AND DISPLACEMENT</p>	<ul style="list-style-type: none"> A site specific operational EMPr must be developed and implemented, which gives appropriate and detailed description of how operational and maintenance activities must be conducted to reduce unnecessary disturbance; All contractors are to adhere to the EMPr and must apply good environmental practice during all operations; The ECO must be trained by an avifaunal specialist to identify the potential priority species and Red Data species as well as the signs that indicate possibly breeding by these species. If a priority species or Red Data species is found to be breeding (e.g. a nest site is located) on the operational WEF, the nest/breeding site must not be disturbed and an avifaunal specialist must be contacted for further instruction; and Operational phase bird monitoring, in line with the latest available guidelines, must be implemented. 	<p>Developer, ESCO and/or ECO</p>
<p>DIRECT MORTALITY – COLLISION WITH INFRASTRUCTURE</p>	<ul style="list-style-type: none"> WTGs must not be constructed within (or encroach within) any High or Medium Sensitivity areas identified by the VERA model; WTGs are to be micro-sited to avoid blade tips from encroaching within these areas pending the specifics of final WTG dimensions; Additional mitigation (as detailed below) must be implemented for WTGs placed within High and 	<p>Developer, ESCO and/or ECO</p>

ISSUE	MITIGATION MEASURES	
	<p>Medium sensitivity areas determined outside of VERA modelled areas;</p> <ul style="list-style-type: none"> ● Shut down-on-demand or good Blade Painting (contingent on approval by the Civil Aviation Authority) or similar technology must be implemented for all WTGs that are positioned within or encroach on High and Medium Sensitivity areas; ● Internal power lines must be buried wherever technically feasible; ● Appropriate (approved) Bird Flight Diverters (BFDs) must be affixed to the entire length of novel overhead power lines (in all sensitivity categories); ● If one or more avifaunal SCC carcasses are located and determined likely to have resulted from collisions with infrastructure in any sensitivity area over the lifespan of the facility, the fatality is to be appropriately recorded and reported to an avifaunal specialist to determine the most appropriate action; ● If double layers of fencing are required for security purposes, they should be positioned at least 2 m apart to reduce the probability of entrapment by larger bodied species that may find themselves between the two fences; ● Develop and implement a carcass search and bird activity monitoring programme in-line with the latest applicable guidelines; ● Regular reviews of operational phase monitoring data (activity and carcass) and results to be conducted by an avifaunal specialist; ● The above reviews should strive to identify sensitive locations including WTGs and areas of increased collisions that may require additional mitigation; ● An operational monitoring programme for any novel overhead power lines must be implemented to locate potential collision fatalities; and ● Any fatalities located must be reported to Birdlife South Africa (BSA) and the Endangered Wildlife Trust (EWT). 	
<p>DIRECT MORTALITY - ELECTROCUTION</p>	<ul style="list-style-type: none"> ● Internal power lines should be buried wherever possible; ● All new overhead power line pylons must be of a design that minimizes electrocution risk. This can be achieved by using adequately insulated 'bird friendly' structures, with sufficient clearances between live components; and ● An operational monitoring programme for the overhead power line route must be implemented to locate potential collision fatalities. 	<p>Developer, ESCO and/or ECO</p>
<p>CUMULATIVE IMPACT ON AVIFAUNAL HABITAT, DISPLACEMENT AND DIRECT MORTALITY</p>	<ul style="list-style-type: none"> ● All appropriate mitigation measures listed above should be implemented; ● The project should collaborate with other developments (current and proposed) in the broader project area. Companies in the area should share lessons learnt, align strategies and agree coordinated 	<p>Developer, ESCO and/or ECO</p>

ISSUE	MITIGATION MEASURES	
	<p>approaches to responding to environmental issues; and</p> <ul style="list-style-type: none"> • A data sharing agreement should be setup with other wind farm projects in the region to share operational monitoring data. Data should be shared with regulators and interested stakeholders to allow cumulative impacts to be documented and to inform adaptive operational management. 	
BAT IMPACT ASSESSMENT		
<p>MORTALITY DUE TO WIND TURBINE COLLISION AND/OR BAROTRAUMA</p>	<ul style="list-style-type: none"> • Implement an operational phase bat monitoring programme, in accordance with the most recent version of the operational phase bat monitoring guidelines. • Implement blade feathering (up to the manufacturers cut-in speed) as soon as operation begins, to prevent free-wheeling. • The placement of all turbines, as well as their full blade length, should avoid high sensitivity areas, to be considered from the outset of the design phase. • If residual impacts reach the threshold limit (at any wind turbine), then appropriate minimisation measures should be implemented (turbine curtailment and/or acoustic deterrence mechanisms). • Lighting at the project should be kept to a minimum at all associated infrastructures. Appropriate types of lighting are to be used to avoid attracting insects, and hence, bats. This includes downward facing low-pressure sodium and warm white LED lights. To be considered from the outset of the design phase. 	<p>Developer, ESCO and/or ECO</p>
<p>DISTURBANCE/DISPLACEMENT</p>	<ul style="list-style-type: none"> • Limit O&M activities to daylight hours. • Avoid all O&M activities for wind turbines and associated infrastructures within potential bat roosting habitats. No confirmed bat roosts have been identified on site to date, although it is recommended that a suitably qualified bat specialist (appointed to conduct the operational phase bat monitoring programme) is to further advise on refining recommendations pertaining to O&M activities as new roosting information becomes available, during the project's operational phase (if relevant). 	<p>Developer, ESCO and/or ECO</p>
<p>BAT FATALITY IMPACTS ON A CUMULATIVE SCALE</p>	<ul style="list-style-type: none"> • All mitigation measures, as listed in Table 7, are highly recommended for WEFs in the greater (50 km²) Project area, to reduce the probability of significant mortality impacts occurring at Soyuz 1 WEF, and subsequently on a cumulative scale as well. • The project should collaborate with other developments (current and proposed) in the broader project area. Companies in the area should share lessons learnt, align strategies and agree to coordinated approaches when responding to environmental issues. • A data sharing agreement should be setup with other wind farm projects in the region to share operational monitoring data. Data should be shared with regulators and interested stakeholders to allow 	<p>Developer, ESCO and/or ECO</p>

ISSUE	MITIGATION MEASURES	
	cumulative impacts to be documented and to inform adaptive management processes across projects.	
ECOLOGICAL IMPACT ASSESSMENT		
DISTURBANCE TO FAUNAL SPECIES AND THEIR LIVELIHOOD DUE TO OPERATIONAL RELATED ACTIVITIES	<ul style="list-style-type: none"> ✦ All vehicles must be maintained e.g. the sound generated by a vehicle must be below a certain decibel as prescribed in the relevant noise control regulations. ✦ No night lighting must be allowed. If required, Minimise lighting in open space areas within development and any external lights must be down lights placed as low as possible and installation of low UV emitting lights, such as most LEDs. ✦ Development must be designed to allow unencumbered movement, especially of small faunal species. e.g. <ul style="list-style-type: none"> ○ Permeable internal and external fences/walls (if any) must be implemented to allow for the movement of fauna through the development. These must have ground level gaps of 10cm x 10cm at 10m intervals. These gaps must be kept free of obstructions, including plant growth and debris. ○ All guttering and kerbstones must to allow for easy movement of small fauna ○ Steep sided drains, gutters and canals must be covered with mesh (5mm x 5mm) or sloped to prevent fauna falling in and getting stuck. 	Developer, ESCO and/or ECO
FAUNAL MORTALITY DUE TO ROADKILL AND PERSECUTION	<ul style="list-style-type: none"> ● Speed restrictions within the project area for all vehicles (30km/h is recommended) should be in place to reduce the impact of killed fauna on the project roads. ● No night driving should be permitted, if unavoidable, this must be restricted, and speed limits adhered to. ● Any faunal species that may die as a result of collision must be recorded (i.e. be photographed, GPS co-ordinates taken) and placed on the EWT Roadkill App. ● A clause relating to fines, possible dismissal and legal prosecution must be included in all contracts for ALL personnel (i.e. including contractors) working on site should any speeding or persecution of animals occur. 	Developer, ESCO and/or ECO
INCREASED REDUCTION IN FAUNAL HABITAT AND INCREASE DISTURBANCE OF FAUNAL SPECIES	Refer to mitigation measures above.	Principal contractor, ESCO and/or ECO
INCREASED FAUNAL MORTALITY		
INFESTATION OF ALIEN PLANT SPECIES	<ul style="list-style-type: none"> ● The site must be checked regularly for the presence of alien invasive species. When alien invasive species are found, immediate action must be taken to remove them. ● The prickly pears currently noted on site must be removed and disposed of. ● An alien invasive management plan must be incorporated into the EMPr. ● The ECO must create a list with accompanying photographs of possible alien invasive species that could occur on site prior to construction. This photo 	Principal contractor, ESCO and/or ECO

ISSUE	MITIGATION MEASURES	
	guide must be used to determine if any alien invasive species are present.	
HERITAGE IMPACT ASSESSMENT		
LOSS OF HERITAGE RESOURCE FOR S1WEF01, S1WEF02, S1WEF03	<ul style="list-style-type: none"> • Where no heritage resources have been documented, heritage resources occur well outside the impact zone of any development or the primary context of the surroundings at a development footprint has been largely destroyed or altered, no further immediate action is required. Site monitoring during development, by an ECO or the heritage specialist are often added to this recommendation in order to ensure that no undetected heritage\ remains are destroyed. • General Site Monitoring in order to detect the presence of and limit impact on previously undocumented heritage receptors during construction / site clearing / earth moving • This is appropriate where any type of development occurs within a formally protected or significant or sensitive heritage context and is likely to have a high negative impact. Mitigation is not acceptable or not possible. This measure often includes the change / alteration of development planning and therefore impact zones in order not to impact on resources. • This is appropriate where development occurs in a context of heritage significance and where the impact is such that it can be mitigated to a degree of medium to low significance, e.g. the high to medium impact of a development on an archaeological site could be mitigated through sampling/excavation of the remains. Not all negative impacts can be mitigated. • Compensation is generally not an appropriate heritage management action. The main function of management actions should be to conserve the resource for the benefit of future generations. Once lost it cannot be renewed. The circumstances around the potential public or heritage benefits would need to be exceptional to warrant this type of action, especially in the case of where the impact was high. • Rehabilitation • Rehabilitation is considered in heritage management terms as an intervention typically involving the adding of a new heritage layer to enable a new sustainable use. It is not appropriate when the process necessitates the removal of previous historical layers, i.e. restoration of a building or place to the previous state/period. It is an appropriate heritage management action in the following cases: <ul style="list-style-type: none"> • The heritage resource is degraded or in the process of degradation and would benefit from rehabilitation. • Where rehabilitation implies appropriate conservation interventions, i.e. adaptive reuse, repair and maintenance, consolidation and minimal loss of historical fabric. 	Developer, Heritage Specialist, ESCO and/or ECO
LOSS OF HERITAGE RESOURCE FOR S1WEF04 - S1WEF14		
CUMULATIVE		

ISSUE	MITIGATION MEASURES	
	<ul style="list-style-type: none"> Where the rehabilitation process will not result in a negative impact on the intrinsic value of the resource. 	
NOISE IMPACT ASSESSMENT		
DAYTIME OPERATION OF WTG CONSIDERING THE WORST-CASE SPL	<ul style="list-style-type: none"> The significance of the noise impact is low and no additional mitigation is recommended. There is no risk of any residual noise. 	Developer, ESCO and/or ECO
NIGHT-TIME OPERATION OF WTG CONSIDERING THE WORST-CASE SPL	<ul style="list-style-type: none"> The significance of the noise impact is High and additional mitigation is required and recommended. Potential mitigation measures would include: <ul style="list-style-type: none"> Agreement between the applicant and the land owner that the structures near NSR07 will not be used for residential purposes if the project proceed; or That the applicant designs and implement a noise abatement programme to ensure that the projected noise levels are less than 45dBA at NSR07 (during periods that the structures are used for residential purposes). This could include using a WTG (within 2,000 m from NSR07) that has different sound reduction modes (such as a WTG with a noise emission level less than 106.5 dBA re 1pW); or The applicant can use a WTG within 2,000m from NSR07 with a SPL less than 106.5 dBA (re 1 pW); or The applicant can change the layout, removing WTG B6-57 (or relocating it further than 2,000m from this NSR), at the same time moving other WTG (WTG B6-56, B6-59 and B6-60) further than 1,000m from NSR07; or The applicant can do both of the following: <ul style="list-style-type: none"> change the layout, removing WTG B6-57 (or relocating it further than 2,000m from this NSR); and select a WTG with a SPL less than 108.5 dBA (re 1 pW) within 2,000m from NSR07 (WTG B6-56, B6-59 and B6-60). There is no risk of residual noise. 	
POTENTIAL CUMULATIVE NOISE IMPACTS	<ul style="list-style-type: none"> The significance of the potential cumulative noise impact is low and additional mitigation is not required or recommended. 	Developer, ESCO and/or ECO
PALAEONTOLOGICAL IMPACT ASSESSMENT		
None identified by specialist		
SOCIAL IMPACT ASSESSMENT		
POSITIVE ATTITUDE TOWARDS THE DEVELOPMENT	<ul style="list-style-type: none"> Good communication about the project needs to be practiced throughout as both locals and businesses need time to plan accordingly for any changes that will occur in the area. Ensure that notice is given and landowners and locals are properly informed throughout the project. 	Developer
HIGH COMMUNITY EXPECTATIONS FOR BENEFITS RESULTING FROM THE PROJECT	<ul style="list-style-type: none"> Good communication about the project needs to be practiced throughout as both locals and businesses need time to plan accordingly for any changes that will occur in the area. Ensure that notice is given and landowners and locals are properly informed throughout the project. A positive relationship must be established and maintained with affected landowners. There should 	Developer

ISSUE	MITIGATION MEASURES	
	<p>always be an open line of communication and grievances must be addressed satisfactorily and promptly.</p> <ul style="list-style-type: none"> Affected landowners must be consulted and respected in terms of access to the site, security and all activities on the site, in order to minimise negative impacts to landowners. Disruptions to directly affected and adjacent landowners must be kept to a minimum. Complaints and concerns must be addressed promptly, and feedback must be given to complainants. 	
JOB CREATION: OPERATION	<ul style="list-style-type: none"> Hiring should focus on the nearest and surrounding community. If not, jealousy and disdain or resentment for the project may develop. Unreasonable expectations with regards to employment opportunities should not be created, and the developers should be transparent about the limited number of employment opportunities that will be created. 	Developer
SMME DEVELOPMENT	<ul style="list-style-type: none"> Ensure local SMME's are utilised throughout the project, as far as possible. The creation of secondary opportunities for income generation, such as supplying meals to employees, should be investigated and implemented if possible. External contractors and suppliers from within the local municipality must be given preference. Source materials and products locally, as far as possible. 	Developer
POSSIBILITY FOR TRAINING AND UPSKILLING OF LOCAL COMMUNITY DURING CONSTRUCTION, OPERATION AND THROUGH LED PROJECTS	<ul style="list-style-type: none"> It is recommended that these be maximised whenever possible, and that the local community, especially, be the beneficiaries of this. 	Developer
IN-MIGRATION OF JOB SEEKERS	<ul style="list-style-type: none"> No mitigation possible. 	Developer
NOISE FROM OPERATION	<ul style="list-style-type: none"> Mitigation measures proposed by the Noise specialist must be adhered to. 	Developer
THERE MAY BE SENSITIVE HERITAGE FEATURES ON THE SITE THAT MAY BE IMPACTED	<ul style="list-style-type: none"> Recommendations and mitigation measures contained in the Heritage Impact Assessment must be adhered to. 	Developer
POSSIBLE REDUCTION IN CRIME RATES	<ul style="list-style-type: none"> Measures should be taken to ensure security around any construction site, including maintaining access control onto affected farms. Affected landowners must be consulted and respected in terms of access to the site, security and all activities on the site, in order to minimise negative impacts to landowners. 	Developer
LOSS OF AGRICULTURAL LAND	<ul style="list-style-type: none"> N/A 	Developer
NEGATIVE VISUAL IMPACT AND LOSS OF SENSE OF PLACE	<ul style="list-style-type: none"> Mitigation measures suggested by the visual impact specialist must be adhered to. 	Developer
LOSS OF INCOME DUE TO VISUAL IMPACTS	<ul style="list-style-type: none"> N/A 	N/A
ADDITIONAL SUPPLY OF ENERGY TO THE NATIONAL	<ul style="list-style-type: none"> N/A 	N/A

ISSUE	MITIGATION MEASURES	
GRID		
TRAFFIC IMPACT ASSESSMENT		
NOISE AND POLLUTION	<ul style="list-style-type: none"> ● Schedule any trips arising for maintenance of wind turbines or other components outside peak traffic periods. 	Developer, site manager
TRAFFIC IMPACTS		
TRAFFIC IMPACTS AND ASSOCIATED NOISE AND DUST POLLUTION		
VISUAL IMPACT ASSESSMENT		
<p>POTENTIAL VISUAL IMPACT OF FACILITY OPERATIONS ON SENSITIVE VISUAL RECEPTORS IN CLOSE PROXIMITY (< 5KM) TO THE PROPOSED DEVELOPMENT</p>	<ul style="list-style-type: none"> ● Operations: ● Retain / re-establish and maintain natural vegetation in all areas outside of the development footprint. ● Maintain the general neat and tidy appearance of the facility as a whole. ● Monitor rehabilitated areas, and implement remedial action as and when required. ● Decommissioning: ● Remove infrastructure not required for the post-decommissioning use of the site. ● Rehabilitate all areas. Consult an ecologist regarding rehabilitation specifications. ● Monitor rehabilitated areas post-decommissioning and implement remedial actions 	Developer
<p>POTENTIAL VISUAL IMPACT OF FACILITY OPERATIONS ON SENSITIVE VISUAL RECEPTORS WITHIN THE LOCAL AREA (BETWEEN 5 - 10KM) SURROUNDING THE PROPOSED DEVELOPMENT</p>	<ul style="list-style-type: none"> ● Site development & Operation: ● Retain / re-establish and maintain large trees, natural features and noteworthy natural vegetation in all areas outside of the activity footprint. ● Retain natural pockets (wetland, river and other sensitive vegetation zones) as buffers within the property and along the perimeter. ● Dust suppression techniques should be in place at all times during the site development and operational phases. ● Access roads will require an effective dust suppression management programme, such as regular wetting and/or the use of non-polluting chemicals that will retain moisture in the road surface. ● Keeping infrastructure at minimum heights. ● Introducing landscaping measures such as vegetating berms. ● Avoid the use of highly reflective material. ● Metal surfaces, where they occur, should be painted in natural soft colours that would blend in with the environment. ● Maintain the general neat and tidy appearance of the site as a whole. <p><u>Lighting</u></p> <ul style="list-style-type: none"> ● Lighting should be kept to a minimum wherever possible. ● Install light fixtures that provide precisely directed illumination to reduce light “spillage” beyond the 	Developer

ISSUE	MITIGATION MEASURES	
	<p>immediate surrounds of the activity – this is especially relevant where the edge of the activity is exposed to residential properties.</p> <ul style="list-style-type: none"> • Wherever possible, lights should be directed downwards to avoid illuminating the sky. • Avoid high pole top security lighting along the periphery of the site and use only lights that are activated on movement. 	
<p>POTENTIAL VISUAL IMPACT OF FACILITY OPERATIONS ON SENSITIVE VISUAL RECEPTORS WITHIN THE DISTRICT (BETWEEN 10 - 20KM) SURROUNDING THE PROPOSED DEVELOPMENT</p>	<p><u>Site development & Operation:</u></p> <ul style="list-style-type: none"> • Retain / re-establish and maintain large trees, natural features and noteworthy natural vegetation in all areas outside of the activity footprint. • Retain natural pockets (wetland, river and other sensitive vegetation zones) as buffers within the property and along the perimeter. • Dust suppression techniques should be in place at all times during the site development and operational phases. • Access roads will require an effective dust suppression management programme, such as regular wetting and/or the use of non-polluting chemicals that will retain moisture in the road surface. • Keeping infrastructure at minimum heights. • Introducing landscaping measures such as vegetating berms. • Avoid the use of highly reflective material. • Metal surfaces, where they occur, should be painted in natural soft colours that would blend in with the environment. • Maintain the general neat and tidy appearance of the site as a whole. • <u>Lighting</u> • Lighting should be kept to a minimum wherever possible. • Install light fixtures that provide precisely directed illumination to reduce light “spillage” beyond the immediate surrounds of the activity – this is especially relevant where the edge of the activity is exposed to residential properties. • Wherever possible, lights should be directed downwards to avoid illuminating the sky. • Avoid high pole top security lighting along the periphery of the site and use only lights that are activated on movement. 	<p>Developer</p>
<p>POTENTIAL VISUAL IMPACT OF FACILITY OPERATIONS ON SENSITIVE VISUAL RECEPTORS WITHIN THE REGION (> 20KM)</p>	<p><u>Site development & Operation:</u></p> <ul style="list-style-type: none"> • Retain / re-establish and maintain large trees, natural features and noteworthy natural vegetation in all areas outside of the activity footprint. • Retain natural pockets (wetland, river and other sensitive vegetation zones) as buffers within the property and along the perimeter. 	<p>Developer</p>

ISSUE	MITIGATION MEASURES	
	<ul style="list-style-type: none"> ● Dust suppression techniques should be in place at all times during the site development and operational phases. ● Access roads will require an effective dust suppression management programme, such as regular wetting and/or the use of non-polluting chemicals that will retain moisture in the road surface. ● Keeping infrastructure at minimum heights. ● Introducing landscaping measures such as vegetating berms. ● Avoid the use of highly reflective material. ● Metal surfaces, where they occur, should be painted in natural soft colours that would blend in with the environment. ● Maintain the general neat and tidy appearance of the site as a whole. <p><u>Lighting</u></p> <ul style="list-style-type: none"> ● Lighting should be kept to a minimum wherever possible. ● Install light fixtures that provide precisely directed illumination to reduce light “spillage” beyond the immediate surrounds of the activity – this is especially relevant where the edge of the activity is exposed to residential properties. ● Wherever possible, lights should be directed downwards to avoid illuminating the sky. ● Avoid high pole top security lighting along the periphery of the site and use only lights that are activated on movement. 	
<p>POTENTIAL VISUAL IMPACT OF OPERATIONAL LIGHTING AT NIGHT ON SENSITIVE VISUAL RECEPTORS IN THE REGION</p>	<p><u>Planning & operation:</u></p> <ul style="list-style-type: none"> ● Aviation standards and CAA Regulations for turbine lighting must be followed. ● The possibility of limiting aircraft warning lights to the turbines on the perimeter according to CAA requirements, thereby reducing the overall impact, must be investigated. ● Install aircraft warning lights that only activate when the presence of an aircraft is detected, if permitted by CAA. ● Shield the sources of light by physical barriers (walls, vegetation, or the structure itself). ● Limit mounting heights of lighting fixtures, or alternatively use foot-lights or bollard level lights. ● Make use of minimum lumen or wattage in fixtures. ● Make use of down-lighters, or shielded fixtures. ● Make use of Low-Pressure Sodium lighting or other types of low impact lighting. ● Make use of motion detectors on security lighting. This will allow the site to remain in relative darkness, until lighting is required for security or maintenance purposes. 	<p>Developer</p>
<p>POTENTIAL VISUAL IMPACT OF SHADOW FLICKER ON</p>	<p><u>Planning & operation:</u></p>	<p>Developer</p>

ISSUE	MITIGATION MEASURES	
<p>SENSITIVE VISUAL RECEPTORS IN CLOSE PROXIMITY TO THE PROPOSED DEVELOPMENT</p>	<ul style="list-style-type: none"> ● Adjust wind turbine locations to reduce the number of receptors likely to experience shadow flicker. ● Consult with participating landowners or identified receptors who may experience shadow flicker impacts to identify feasible and reasonable management and mitigation measures, should they be required. ● Installation of screening structures and/ or planting of trees to block shadows cast by the turbines on the identified affected receptors. ● Investigate the use of turbine control strategies which shut down the offending turbines when shadow flicker is likely to occur on identified receptors is investigated. 	
<p>ANCILLARY INFRASTRUCTURE</p>	<p><u>Planning:</u></p> <ul style="list-style-type: none"> ● Retain/re-establish and maintain natural vegetation in all areas outside of the development footprint/servitude, but within the project site. <p><u>Operations:</u></p> <ul style="list-style-type: none"> ● Maintain the general neat and tidy appearance of the infrastructure. <p><u>Decommissioning:</u></p> <ul style="list-style-type: none"> ● Remove infrastructure not required for the post-decommissioning use. ● Rehabilitate all areas. Consult an ecologist regarding rehabilitation specifications 	<p>Developer</p>
<p>POTENTIAL VISUAL IMPACT OF FACILITY OPERATIONS ON THE VISUAL CHARACTER OF THE LANDSCAPE AND SENSE OF PLACE OF THE REGION</p>	<p><u>Planning:</u></p> <ul style="list-style-type: none"> ● Retain / re-establish and maintain natural vegetation in all areas outside of the development footprint. ● Plan ancillary infrastructure in such a way and in such a location that clearing of vegetation is minimised. ● Use existing roads wherever possible. Where new roads are required to be constructed, these should be planned carefully, taking due cognisance of the local topography. Roads should be laid out along the contour wherever possible, and should never traverse slopes at 90 degrees. Construction of roads should be undertaken properly, with adequate drainage structures in place to forego potential erosion problems. <p><u>Construction:</u></p> <ul style="list-style-type: none"> ● Rehabilitate all construction areas. ● Ensure that vegetation is not cleared unnecessarily to make way for infrastructure. <p><u>Operations:</u></p> <ul style="list-style-type: none"> ● Maintain the general neat and tidy appearance of the facility as a whole. ● Monitor rehabilitated areas, and implement remedial action as and when required. <p>↳ <u>Decommissioning:</u></p> <ul style="list-style-type: none"> ● Remove infrastructure not required for the post-decommissioning use of the site. ● Rehabilitate all areas. Consult an ecologist regarding rehabilitation specifications. ● Monitor rehabilitated areas post-decommissioning and implement remedial actions. 	<p>Developer</p>
<p>POTENTIAL CUMULATIVE</p>	<ul style="list-style-type: none"> ● None are available. 	<p>Developer</p>

ISSUE	MITIGATION MEASURES	
VISUAL IMPACT OF WIND ENERGY FACILITIES WITHIN THE REGION		

Table 6-8: Decommissioning Phase Mitigation Measures and Management Actions, General

ACTIVITY		MITIGATION and/or MANAGEMENT MEASURES	RESPONSIBILITY
DECOMMISSIONING PHASE – GENERAL EIR			RESPONSIBILITY
1.	ECOLOGY	<ul style="list-style-type: none"> ● Construction vehicles and machinery should make use of existing infrastructure such as roads as far as possible to minimise disturbance on the receiving environment. ● Ensure that all bare land is rehabilitated after decommissioning. 	Principal contractor, ESCO and/or ECO
2.	NOISE SENSITIVE RECEPTORS	<ul style="list-style-type: none"> ● Machinery that causes noise must only be operated at appropriate times (during the day and at normal working hours). 	Principal contractor, ESCO and/or ECO
3.	POLLUTION	<ul style="list-style-type: none"> ● Littering must be avoided, and litter bins should be made available at various strategic points on site. Refuse from the construction site should be collected on a regular basis and deposited at an appropriate landfill. ● No storage of fuels and hazardous materials should be permitted near sensitive water resources. All hazardous substances (e.g. diesel, oil drums, etc.) to be stored in a bunded area. ● Ensure adequate storm water management by implementing recommendations of the Storm Water Management Plan during decommissioning. 	Principal contractor, ESCO and/or ECO
4.	DUST	<ul style="list-style-type: none"> ● Reduce fugitive/nuisance dust by implementing the following: <ul style="list-style-type: none"> ○ Damping down of un-surfaced and un-vegetated areas; ○ Retention of vegetation where possible; ○ Demolitions and other clearing activities must only be done during agreed working times and permitting weather conditions to avoid drifting of sand and dust into neighbouring areas; and ○ A speed limit of 40km/h must not be exceeded on dirt roads. ● Any complaints or claims emanating from the lack of dust control should be attended to immediately by the Principal Contractor. 	Principal contractor, ESCO and/or ECO
5.	SOIL EROSION	<ul style="list-style-type: none"> ● After the removal of all wind turbine-related structures, the disturbed soils should be re-vegetated to avoid unnecessary soil erosion. 	Principal contractor, ESCO and/or ECO
6.	LAND USE	<ul style="list-style-type: none"> ● Ensure that an appropriate land use is adopted. 	Principal contractor, ESCO and/or ECO

6.3 CUMULATIVE IMPACT AND OTHER INFRASTRUCTURE

Cumulative impacts are defined as those “that result from the incremental impact, on areas or resources used or directly impacted by the project, from other existing, planned or reasonably defined developments at the time the risks and impact identification process is conducted.” To assess the cumulative impacts that the proposed Soyuz 1 WEF will have on the terrestrial ecology of the site, it is necessary to assess this at a broader level by looking at other developments in the area. The cumulative impacts associated with the project will include the loss of vegetation communities at a regional scale which will be exacerbated, the spread of invasive alien plant species which could be exacerbated, and

habitat fragmentation and disruption of ecosystem function and process could be exacerbated. The cumulative impact associated with the construction and operation of the proposed Soyuz 1 WEF, is likely to be of moderate significance due to the relatively large development footprint. However, to limit the impact, it is important that the recommended management plans (Chapter 10) are implemented, and that vegetation clearance is strictly limited to the development footprint of the Soyuz 1 WEF. Rehabilitation, to restore ecological function, is also a key element of mitigating cumulative impacts, and it is therefore important to implement and monitor rehabilitation.

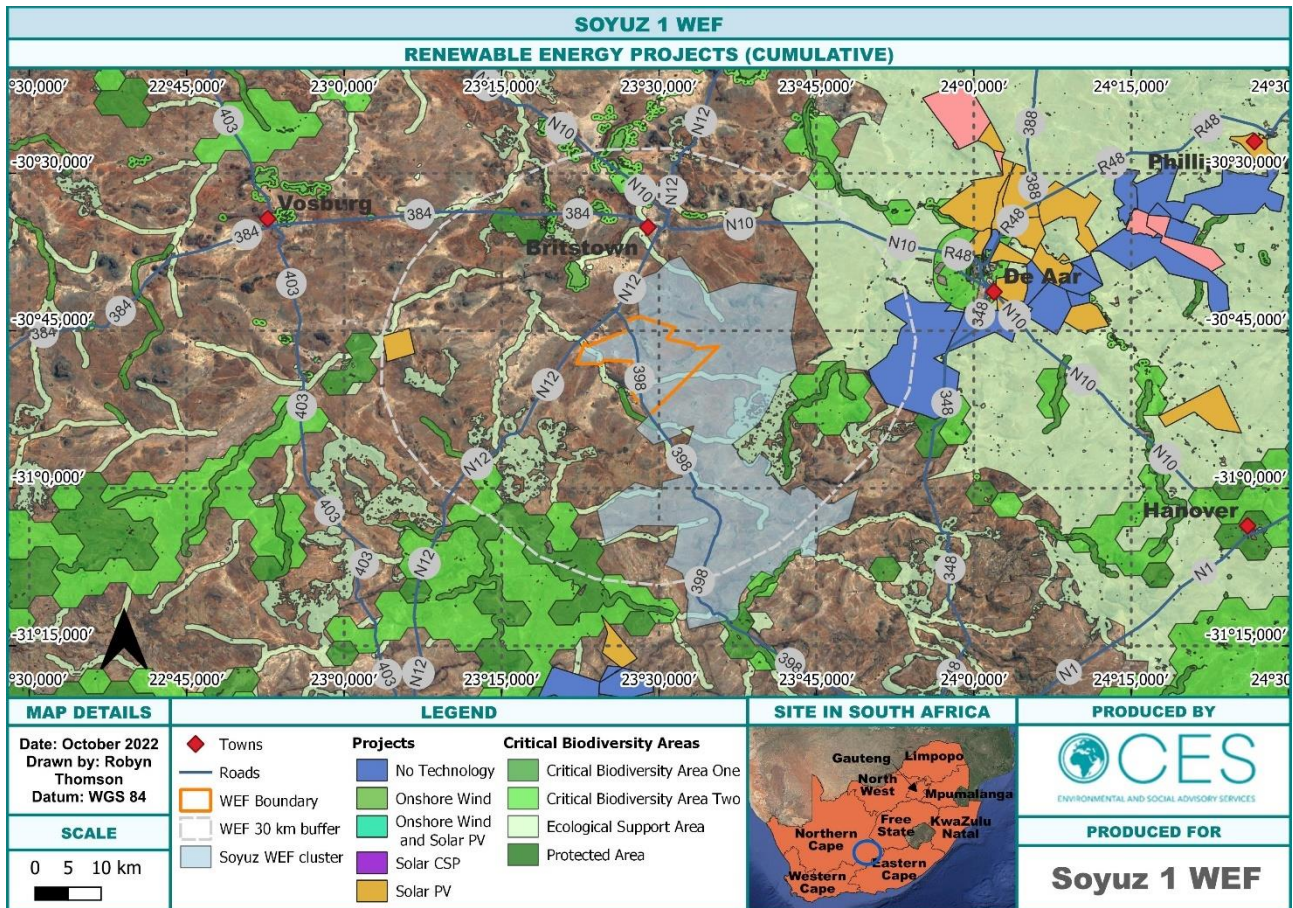


Figure 5.1: Cumulative Renewable Energy Development Map.

6.4 SITE SENSITIVITY

The following figure (Figure 5-2) illustrates the site sensitivity of the proposed Soyuz 1 WEF site (updated February 2023).

The site sensitivity data represented on this map includes data from all specialists from the Scoping and EIA Process (2022/2023).

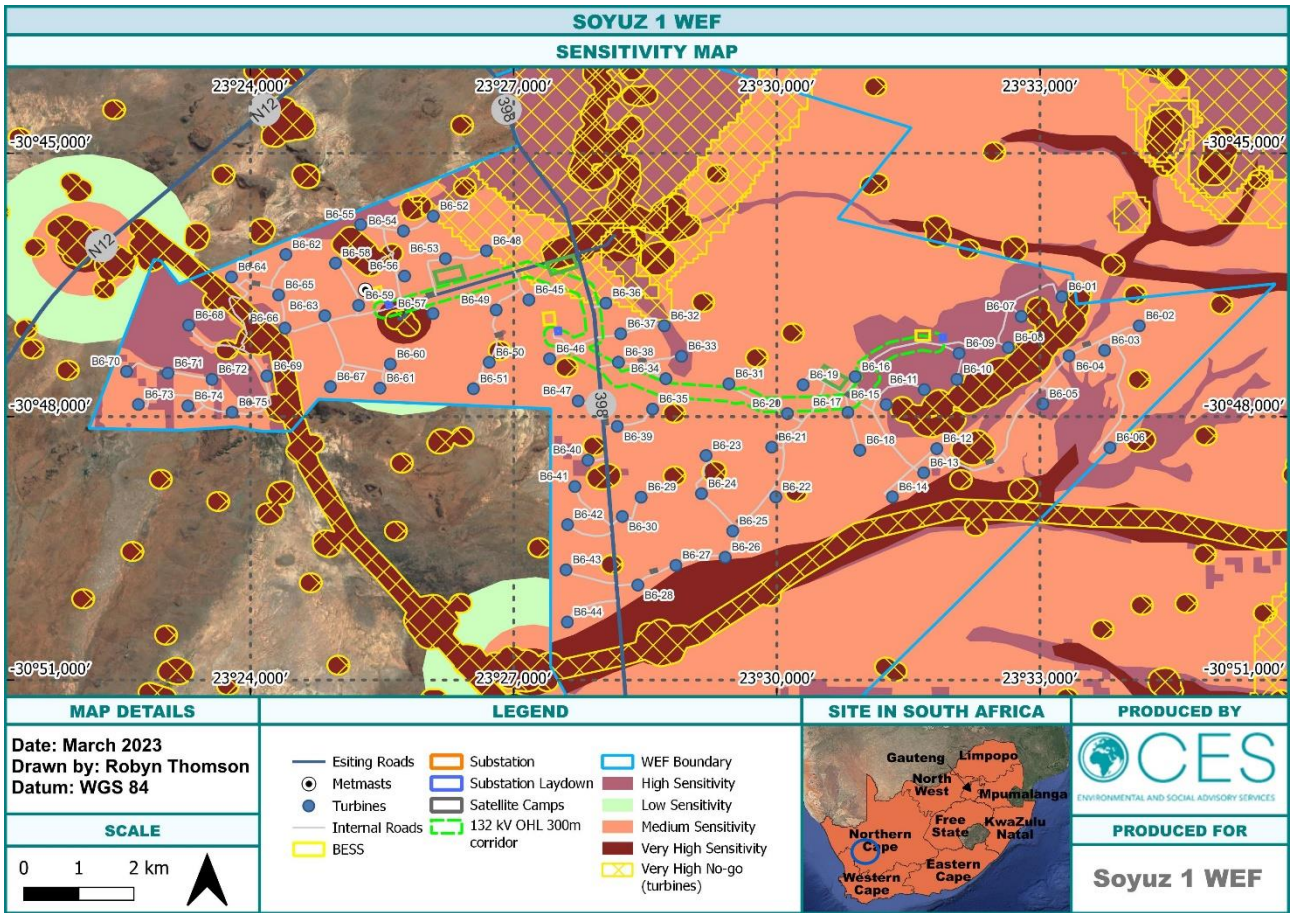


Figure 5-2: Site Sensitivity Map of the Proposed Soyuz 1 WEF.

7 ADMINISTRATION AND REGULATION OF ENVIRONMENTAL OBLIGATIONS

7.1 MANAGEMENT STRUCTURE

In line with this EMPr, the Principal Contractor must prepare a document clearly outlining and demonstrating the environmental responsibilities, accountability, and liability of the Principal Contractor’s employees. The Principal Contractor must assign responsibilities for the following:

- Reporting structures;
- Actions to be taken to ensure compliance;
- Overall design, development, and implementation of the EMPr;
- Documenting the environmental policy and strategy;
- Implementing the EMPr in all stages/phases of the project; and
- All the aspects which require action under the other core elements and sub-elements of the EMPr.

All official communication and reporting lines, including instructions, directives, and information, need to be channelled according to the organisation structure.

7.2 ROLES AND RESPONSIBILITIES

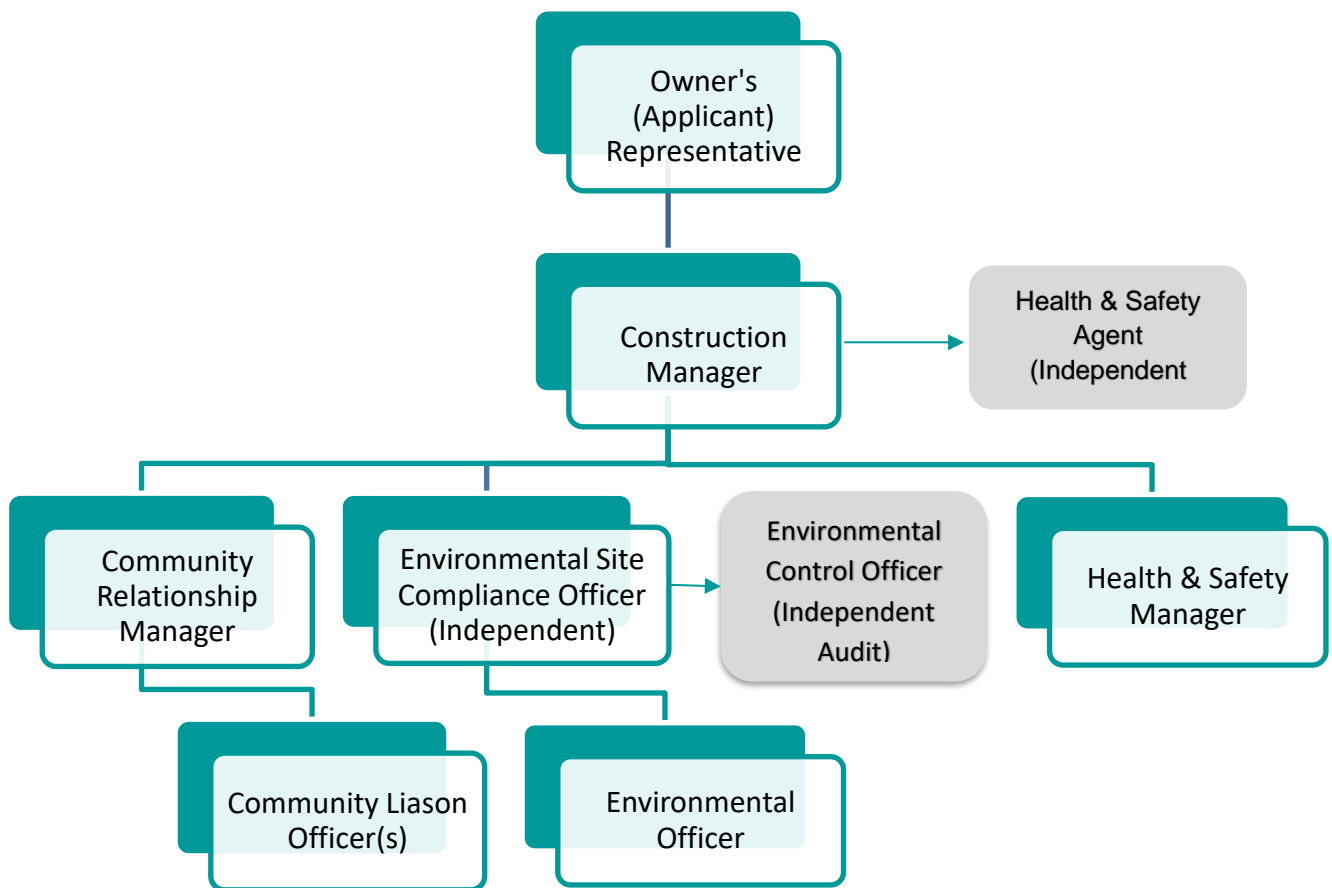


Figure 7-1: Roles and responsibilities organogram.

7.2.1 The Proponent (Developer)

The Proponent, Soyuz 1, is the responsible entity for monitoring the implementation of the EMPr and compliance with the EA. However, if the company appoints a Principal Contractor to implement the project, and hence implement the proposed mitigation measures documented in this EMPr on their behalf, then the

successful Principal Contractor’s responsibilities are outlined as per the section that follows. The Proponent will also be responsible for stipulating and enforcing fines and penalties to the Principal Contractor for contravention of any non-compliances against the EMPr, the EA and other approved plans.

6.2.2 The Principal Contractor

The successful Principal Contractor will:

- Be responsible for the finalisation of the EMPr in terms of methodologies which are required to be implemented to achieve the environmental specifications contained herein and the relevant requirements contained in the EA;
- Be responsible for the overall implementation of the EMPr in accordance with the requirements of the developer and the EA;
- Ensure that all third parties, who carry out all or part of the Principal Contractor’s obligations under the contract, comply with the requirements of this EMPr; and
- Be responsible for obtaining any outstanding permits and licenses which are required for the construction of the Soyuz 1 WEF.

6.2.3 The Resident Engineer

The Resident Engineer (RE) should be appointed by the Proponent and will be required to oversee the construction programme and construction activities performed by the Principal Contractor. The RE is expected to liaise with the Principal Contractor and ECO and/or ESCO on environmental matters, as well as any pertinent engineering matters where these may have environmental consequences. The RE will oversee the general compliance of the Principal Contractor with the EMPr and other pertinent site specifications. The RE should also be familiar with the EMPr specifications and further monitor the Principal Contractor’s compliance with the environmental specifications on a daily basis, through a Site Diary, and enforce compliance.

6.2.4 The Environmental Officer (EO)

The EO must be appointed by the Contractor/ Project Manager and is responsible for managing the day-to-day onsite implementation of the EMPr, and for the compilation of weekly environmental monitoring reports. In addition, the EO must act as liaison and advisor on all environmental and related issues, seek advice from the ESCO and ECO when necessary, and ensure that any complaints received from I&APs are duly processed and addressed and that conflicts are resolved in an acceptable manner and timely manner. The EO shall be a full-time dedicated member of the Contractor’s team and must be approved by Soyuz 1 (Pty) Ltd.

The following qualifications, qualities and experience are recommended for the individual appointed as the EO:

- A relevant environmental diploma or degree in natural sciences, as well as experience in construction site monitoring, excluding health and safety;
- A level-headed and firm person with above-average communication and negotiating skills. The ability to handle and address conflict management situations will be an advantage; and
- Relevant experience in environmental site management and EMPr compliance monitoring.

The EO’s responsibilities include:

- Monitoring, on a daily basis, environmental specifications on site and compliance with the conditions of the EA, environmental legislation and EMPr;
- Keeping a register of compliance / non-compliance with the environmental specifications;
- Identifying and assessing previously unforeseen, actual or potential impacts on the environment;
- Ensuring that a brief weekly environmental monitoring report is submitted to the ESCO;
- Conducting site inspections during the defect’s liability period, and bringing any environmental concerns

to the attention of the ESCO and Contractor;

- Advising the Contractor on the rectification of any pollution, contamination or damage to the construction site, rights of way and adjacent land;
- Attending site meetings (scheduled and ad hoc);
- Presenting the environmental awareness training course to all staff, Contractors and Sub contractors, and monitoring the environmental awareness training for all new personnel on-site, as undertaken by the Contractor;
- Ensuring that a copy of the EA and the latest version of the EMPr are available on site at all times;
- Ensuring that the Contractor is made aware of all applicable changes to the EMPr;
- Assisting the Contractor in drafting environmental method statements and/or the Environmental Policy where such knowledge/expertise is lacking;
- Undertaking daily environmental monitoring to ensure the Contractor’s activities do not impact upon the receiving environment. Such monitoring shall include dust, noise and water monitoring; and
- Maintaining the following on site:
 - A weekly site diary.
 - A non-conformance register (NCR).
 - An I&AP communications register, and
 - A register of audits.

The EO will remain employed until all rehabilitation measures, as required for implementation due to construction damage, are completed and the site is handed over to the Proponent.

6.2.5 Environmental Site Compliance Officer (ESCO)

A suitably qualified ESCO must be appointed by the Proponent to monitor the project compliance onsite on a full time basis.

Responsibilities of the ESCO include:

- Be fully conversant with the BAR, the conditions of EA and the EMPr;
- Be fully conversant with all relevant environmental legislation and ensure compliance thereof;
- Approve method statements (co-approval with Site Manager);
- Remain employed until the completion of the construction activities; and
- Report to the Project Manager, including all findings identified onsite.

In addition, the ESCO will:

- Undertake monthly inspections of the site and surrounding areas to audit compliance with the EMPr and conditions of the environmental authorisation;
- Take appropriate action if the specifications contained in the EMPr and conditions of the environmental authorisation are not followed;
- Monitor and verify that environmental impacts are kept to a minimum, as far as possible; and
- Ensure that activities onsite comply with all relevant environmental legislation.

6.2.6 Environmental Control Officer (ECO)

For the purpose of implementing the conditions contained herein, Soyuz 1 (Pty) Ltd must appoint an ECO for the contract. The ECO must be the responsible person for ensuring that the provisions of the EMPr, as well as the EA, are complied with during the construction phase. The ECO (and/or ESCO) will be responsible for issuing instructions to the Principal Contractor, where environmental considerations call for action to be taken. The ECO must submit regular written reports, at least once a month, to the Proponent and, when required and/or requested, to the competent authority (DFFE). The ECO will be responsible for the monitoring, reviewing, and verifying of compliance with the EMPr and conditions of the EA by the Principal

Contractor.

The ECO's duties in this regard will include, *inter alia*, the following:

- Confirming that all the permits and EA(s) required in terms of the applicable legislation have been obtained prior to construction commencing;
- Monitoring and verifying that the EMPr, the EA and the Contract are adhered to at all times and acting if specifications are not followed;
- Monitoring and verifying that environmental impacts are kept to a minimum;
- Reviewing and approving construction Method Statements with input from the EO and RE, where necessary, in order to ensure that the environmental specifications contained within this EMPr and the EA are adhered to;
- Inspecting the site and surrounding areas on a regular basis to monitor compliance with the EMPr, EA and Contract;
- Monitoring the undertaking by the Principal Contractor of environmental awareness training for all new personnel on-site;
- Ensuring that activities onsite comply with all relevant environmental legislation;
- Undertaking a continual internal review of the EMPr and submitting any changes to the Proponent and authority for review and approval, as applicable;
- Checking the register of complaints kept on-site and maintained by the EO and ensuring that the correct actions are/were taken in response to these complaints;
- Checking that the required actions are/were undertaken to mitigate the impacts resulting from non-compliance;
- Reporting all incidences of non-compliance to Soyuz 1 (Pty) Ltd;
- The ECO must also submit compliance audit reports to DFFE, in accordance with the requirements of the EA. Such reports must be reviewed by Soyuz 1 (Pty) Ltd prior to submission;
- Keeping a photographic record of progress on-site from an environmental perspective. This can be conducted in conjunction with the EO, because the EO will be the person that will be onsite at all times and can therefore take photographic records weekly. The ECO should ensure that the ESCO and EO understand the task at hand;
- Recommending additional environmental protection measures, where necessary; and
- Providing feedback on any environmental issues during the site meetings.

The ECO must have:

- A good working knowledge of all relevant environmental policies, legislation, guidelines, and standards;
- The ability to conduct inspections and audits and to produce thorough, readable, and informative reports;
- The ability to manage public communication and complaints;
- The ability to think holistically about the structure, functioning and performance of environmental systems; and
- Proven competence in the application of the following integrated environmental management tools:
 - Environmental Impact Assessment;
 - Environmental Management Plans/Programmes;
 - Environmental auditing;
 - Mitigation and optimisation of impacts;
 - Monitoring and evaluation of impacts; and
 - Environmental management systems.

The ECO must be fully conversant with the EIA Process, the Soyuz 1 WEF Development EIR and associated reports, the EA, this EMPr, and other relevant ancillary BAR, EMPrs and EAs. The Proponent will have the authority to replace the ECO if, in their opinion, the appointed officer is not fulfilling their duties in terms of the requirements of the EMPr or this specification. Such instruction will be in writing and must be clearly set

out with reasons why a replacement is required and within what timeframe.

6.3 COMPLIANCE MONITORING AND CORRECTIVE ACTION

Non-compliance with the conditions of the EMPr must be viewed as a breach of appointment Contract for which the construction Principal Contractors will be held liable. The latter is deemed NOT to have complied with the EMPr if:

- There is evidence of contravention of the EMPr, its environmental specifications or the Method Statements developed by the Principal Contractor within the boundaries of the construction site or areas of Principal Contractor responsibility;
- Construction-related activities take place outside the defined boundaries of the site;
- Environmental damage ensues due to negligence;
- The Principal Contractor fails to comply with corrective or other instructions issued by the ECO and/or ESCO within a specific time; or
- The Principal Contractor fails to respond adequately to complaints from the public or authorities.

The Proponent and the construction Principal Contractors are liable for any construction rehabilitation costs associated with their non-compliance with this EMPr. This rehabilitation will be undertaken to the satisfaction of the ECO and/or ESCO. The construction Principal Contractors will have the right to appeal any punitive action undertaken by the ECO and/or ESCO or the Proponent.

6.4 REPORTING AND REVIEW

The EMPr reporting and documentation requirements must be based on best practice principles, e.g. ISO 14001, which must take the following requirements into account:

- Documents associated with the EMPr must be reviewed regularly and updated by all environmental management parties;
- Audits of the environmental performance of the construction phase of the project will be undertaken on a monthly basis by accredited auditors in fulfilment of likely conditions of EA in this regard;
- The findings of external, internal, and informal environmental reviews will be recorded and items requiring action will be identified from the recommendations made; and
- The construction Principal Contractors will be contractually obliged to fulfil any reasonable recommendations, and implementation of these actions will be assessed in the above audit.

Meetings, where required, should take place onsite. Internal auditing and reporting should be subject to external review by the ECO and/or ESCO during the monthly compliance audits.

6.5 MONITORING

Construction activities have the potential to impact on a range of biophysical habitats as well as neighbouring communities. The monitoring programme which requires development by the Proponent, ECO and/or ESCO and Principal Contractor should, *inter alia*, allow for analysis of:

1. Air emissions (such as dust);
2. Hydrocarbon pollution;
3. Success of local labour employment;
4. Success of local procurement policies;
5. Ambient and workplace noise;
6. Health and safety incidents;
7. Success of traffic management measures; and

8. Contamination and soil erosion.

6.6 EMERGENCY PREPAREDNESS

The Principal Contractor must develop environmental emergency response procedures to ensure that there are appropriate responses to unexpected or accidental actions or incidents that will cause environmental impacts during the construction phase. Such activities include, *inter alia*:

- Accidental discharges to water and land;
- Accidental exposure of employees to hazardous substances;
- Accidental fires;
- Accidental spillage of hazardous substances; and/or
- Specific environmental and ecosystem effects from accidental releases or incidents.

The Principal Contractor and Sub Contractors must comply with the emergency preparedness incident reporting requirements that must be developed and in place prior to the commencement of the construction phase.

6.7 ENVIRONMENTAL INCIDENT MANAGEMENT

The construction Principal Contractors must adhere to the hazard and incident reporting protocols to be developed by the Principal Contractor. A report must be completed for all incidents, and appropriate action taken where necessary to minimise any potential impacts. DFFE must be informed of any environmental incidents, in accordance with legislative requirements, should this be necessitated by a major environmental incident.

6.8 MANAGEMENT REVIEW

A formal management review should be conducted in which the internal audit reports, written by the EO, and based on frequent inspections and interactions with the ECO and/or ESCO and review of the periodic reports, including audit reports by the independent external auditor - will be reviewed. The purpose of the review is to critically examine the effectiveness of the EMPr and its implementation and to decide on potential modifications to the EMPr as and when necessary. The process of management review will be to keep to the principle of continual improvement.

Management review should take place when the liaison committee, consisting of representatives from the Principal Contractor, construction Sub Contractors (as appropriate), ECO and/or ESCO and other parties or I&APs deem them necessary or on a quarterly basis. The purpose of these quarterly meetings will be to review the progress of the Principal Contractor in implementing and complying with their obligations in terms of this EMPr for the duration of the project. Where necessary, management review will take place more frequently than the required quarterly meetings.

8 REPORTING

8.1 METHOD STATEMENTS

Method Statements must be completed by the Principal Contractor, an individual that is competent with the tasks to be undertaken, for each activity which requires a Method Statement as specified in the EMPr or as requested by the ECO and/or ESCO. Each Method Statement must be submitted to the ECO and/or ESCO and the Proponent for approval. For the purposes of the environmental specification, a Method Statement is defined as:

“A written submission by the Principal Contractor to the ECO and/or ESCO setting out the plant, materials, labour and method the Principal Contractor proposes to carry out an activity, in such detail that the ECO and/or ESCO is enabled to assess whether the Principal Contractor’s proposal is in accordance with the EMPr and/or will produce results in accordance with EMPr.”

The Method Statement must include details of the:

- Construction procedures;
- Materials and equipment to be used;
- Transportation of the equipment to- and from site;
- How the equipment and/or material will be moved while on-site;
- How and where material will be stored;
- The containment (or action to be taken if containment is not possible) of leaks or spills of any liquid or material that may occur;
- Timing and location of activities;
- Compliance and non-compliance with the specifications; and
- Any other information deemed necessary by the Engineer.

Method Statements can be for once-off tasks or a series of tasks which are often repeated. The risks are identified during the various work stages when a Method Statement is prepared. Steps taken to reduce the potential risk associated with these stages can then be determined. The sequential steps and actions to be followed by the persons carrying out the works are written down. This sequence of steps should include all environmental and safety aspects relevant to the task being executed.

As a minimum, the Principal Contractor should produce the following Method Statements:

- Site Dust Management;
- Solid Waste Management;
- Hazardous Material Management;
- Hydrocarbon Management;
- Site Clearing and Topsoil Management;
- Fire Management;
- Noise Management;
- Concrete Mixing;
- Pollution Control;
- Site Access and Traffic Management; and
- Incident and Emergency Response Management.

The Method Statements should be submitted to the ECO and/or ESCO and the Proponent not less than twenty (20) days prior to the intended date of commencement of the activity, or as directed by the ECO and/or ESCO. The Principal Contractor must not commence with an activity until all required Method Statements have been approved by the ECO and/or ESCO and the Proponent. The ECO and/or ESCO should

provide comment on the methodology and procedures proposed by the Principal Contractor, but the ECO and/or ESCO will not be responsible for the Principal Contractor's chosen measures of impact mitigation and emergency/disaster management systems. Approval of the Method Statements should not be withheld unreasonably.

All control measures detailed in the Method Statement must be the subject of "toolbox" talks prior to the initiation of works. By introducing or reaffirming these measures during the "toolbox" talk, everyone involved should have a clear understanding of the work to be carried out, as well as the safe work method sequences and equipment required.

AN EXAMPLE OF A METHOD STATEMENT LAYOUT IS PROVIDED IN APPENDIX C.

8.2 GOOD HOUSEKEEPING

The Principal Contractor must undertake "good housekeeping" practices during the Construction Phase. This will help avoid disputes on responsibility and allow for the smooth running of the contract as a whole. Good housekeeping extends beyond the wise practice of construction methods to include the care for and preservation of the environment within which the construction is situated.

8.3 RECORD KEEPING

The ECO and/or ESCO must continuously monitor the Principal Contractor's adherence to the approved impact prevention procedures and the ECO and/or ESCO must issue the Principal Contractor with a notice of non-compliance whenever transgressions are observed. The ECO and/or ESCO should document the nature and magnitude of the non-compliance in a designated register, the actions taken to discontinue the non-compliance, the actions taken to mitigate its effects and the results of the actions. The non-compliance should be documented and reported to the Proponent in the monthly reports. These reports must be made available to the DFFE when requested.

8.4 DOCUMENT CONTROL

The Principal Contractor is responsible for establishing a procedure for electronic document control. The document control procedure should comply with the following requirements:

- Documents must be identifiable by organisation, division, function, activity, and contact person;
- Every document should identify the personnel and their position(s), who drafted and compiled the document(s), who reviewed and recommended approval, and who finally approved the document for distribution; and
- All documents should be dated, provided with a revision number and reference number, filed systematically, and retained for a five (5) year period.

The Principal Contractor must ensure that documents are periodically reviewed and revised, where necessary, and that current versions are available at all locations where operations, essential to the functioning of the EMPr, are performed. All documents must be made available to the ECO and/or ESCO and other independent external auditors.

9 ENVIRONMENTAL AWARENESS

9.1 ENVIRONMENTAL TRAINING

The Principal Contractors must ensure that their employees and any third party, who carries out all or part of the Principal Contractors' obligations, is adequately trained with regard to the implementation of the EMPr and the general environmental legal requirements and obligations.

Environment and health awareness training programmes should be targeted at three (3) distinct levels of employment, i.e. the executive, middle management, and labour. Environmental awareness training programmes should contain the following information:

- The names, positions, and responsibilities of personnel to be trained;
- The framework for appropriate training plans;
- The summarised content of each training course; and
- A schedule for the presentation of the training courses.

The ECO and/or ESCO must ensure that records of all training interventions are kept in accordance with the record-keeping and documentation control requirements as set out in this EMPr. The training records must verify each of the targeted personnel's training experience. The Proponent must ensure that adequate environmental training takes place. All employees must be given an induction presentation on environmental awareness and the content of the EMPr. The presentation should be conducted in the language of the employees to ensure it is understood. The environmental training must, as a minimum, include the following:

- The importance of conformance with all environmental policies;
- The environmental impacts, actual or potential, of their work activities;
- The environmental benefits of improved personal performance;
- Their roles and responsibilities in achieving conformance with the environmental policy and procedures and with the requirement of the Agency's environmental management systems, including emergency preparedness and response requirements;
- The potential consequences of departure from specified operating procedures;
- The mitigation measures required to be implemented when carrying out their work activities;
- Environmental legal requirements and obligations;
- Details regarding floral and faunal species of special concern and protected species, and the procedures to be followed should these be encountered during the construction of construction camps;
- The importance of not littering;
- The importance of using supplied ablution facilities;
- The need to use water sparingly;
- Details of and encouragement to minimise the production of waste and re-use, recover and recycle waste where possible; and the
- Details regarding archaeological and/or historical sites which may be unearthed during construction and the procedures to be followed should these be encountered.

RECOMMENDED ENVIRONMENTAL EDUCATION MATERIAL IS PROVIDED IN APPENDIX A.

9.2 MONITORING OF ENVIRONMENTAL TRAINING

The Principal Contractor must monitor the performance of construction workers to ensure that the points relayed during their induction have been properly understood and are being followed. If necessary, the ECO and/or ESCO and/or a translator should be called to the site to further explain aspects of environmental or social behaviour that are unclear. Toolbox talks are recommended.

10 ENVIRONMENTAL MONITORING

10.1 GENERAL ENVIRONMENTAL MONITORING

A monitoring programme will be implemented for the duration of the construction of the Soyuz 1 WEF and associated infrastructure. This programme will include:

- Establishing a baseline through the taking of photographs of identified environmental aspects and potential impact sites along the routes prior to construction.
- Bi-weekly (fortnightly) monitoring during the first month of construction where after monthly audits will be conducted by the ECO and/or ESCO for the remainder of the construction phase to ensure compliance to the EMPr conditions, and where necessary make recommendations for corrective action. These audits can be conducted randomly and do not require prior arrangement with the Proponent. The EO, who will report to the ECO and/or ESCO, will be on-site daily to monitor the above.
- While construction is taking place at the Soyuz 1 WEF, the ECO and/or ESCO must be on-site at bi-weekly to ensure that protected plant and tree species are adequately demarcated. The EO will be on site daily to ensure that these conditions are adhered to.
- Compilation of an audit report with a rating of compliance with the EMPr. The ECO and/or ESCO must keep a photographic record of any damage to areas outside the demarcated site and construction area. The date, time of damage, type of damage and reason for the damage shall be recorded in full to ensure the responsible party is held liable. All claims for compensation emanating from damage should be directed to the ECO and/or ESCO for appraisal. The Principal Contractor will be held liable for all unnecessary damage to the environment. A register must be kept of all complaints from the landowners and/or the community. All complaints and/or claims should be handled immediately to ensure timeous rectification and/or payment by the responsible party.

10.2 AVIFAUNAL AND BAT MONITORING

Prior to construction, an avifaunal specialist and bat specialist should be consulted in order to determine the requirements for monitoring of the avifauna and bats present in the vicinity of the Soyuz 1 WEF; pre-and post-construction. The monitoring programmes must be kept with the approved Final EMPr.

11 MANAGEMENT PLANS

The following management plans must be implemented during the relevant phases of the development of the Soyuz 1 WEF and associated infrastructure:

1. Open Space Management Plan
2. Watercourse and Wetland Management Plan
3. Faunal Relocation Plan
4. Botanical Search and Rescue Plan
5. Site Clearing Plan
6. Rehabilitation and Landscape Management Plan
7. Alien Vegetation Management Plan
8. Fire Management Plan
9. Traffic, Transportation and Road Maintenance Management Plan
10. Stormwater Management Plan
11. Erosion Management Plan
12. Waste Management Plan
13. Emergency Response Plan

11.1 OPEN SPACE MANAGEMENT PLAN

All recommendations of the Alien Vegetation, Rehabilitation, Fire and Flora and Fauna Management Plans are applicable to open space areas. For the purposes of this Management Plan, Open Space areas should include all areas impacted by construction activities including all approved buffers.

The following issues should be addressed:

- Open space areas should be kept as contiguous blocks of vegetation as far as possible and no additional barriers (except for approved roads and fences) should be constructed that may impede faunal movement.
- All open space areas must be kept alien and weed free.
- Only indigenous species from a list approved by the ECO and/or ESCO may be used for any rehabilitation work in open space areas.
- No waste should be disposed of in open space areas, including but not restricted to cigarette butts and uneaten foodstuffs (i.e. fruit cores and peels) that may attract scavengers. It is recommended that receptacles are placed strategically to minimise this, especially during the construction phase.
- A search and rescue operation must be undertaken by a qualified botanist/ horticulturalist prior to commencement of construction. All SCC identified within the development footprints must be transplanted to a refuge area.
- Cleared vegetation must not be piled onto adjacent intact vegetation outside of the designated footprint, even for temporary storage.
- No collection of indigenous plants may be allowed on the property, outside of those undertaken by the designated person(s).
- Employees should undergo environmental awareness training and be sensitized to the need to avoid disturbance to the indigenous vegetation outside the development footprints.
- Rehabilitation guidelines for the entire development must prioritise the use of indigenous grass, tree, and shrub species in the soil stabilisation landscaping of the development once construction is completed, if required.

11.2 WATERCOURSE AND WETLAND MANAGEMENT PLAN

The following is recommended for the conservation of drainage habitat on the site:

- Although no hardstands are currently located within 30 m of a channel edge, future deviations of the layout must take in consideration that no hardstanding surfaces must be constructed within 30 m from a channel edge, except for roads and cable crossings.
- Any stormwater management features must be suitably designed and constructed to maintain stormwater flow to acceptable levels and minimise risk of erosion and scouring.
- Stormwater runoff must not be discharged directly into any drainage lines or seeps, where it could lead to erosion.

11.3 FAUNAL RELOCATION PLAN

- No fauna present on the property may be wilfully harmed unless it threatens the life of an employee.
- Hunting, disturbance, and collection of animals by employees must be prohibited.
- Construction areas must be screened for slow moving fauna before any activities commence and removed, if necessary.
- Any animals injured by the construction activities should be taken to a veterinarian for treatment.
- Minimise impacts on faunal habitat by adhering to the botanical specialists' recommendations.
- Vehicle speeds should be kept to a minimum by using informative signage and traffic calming methods.
- If certain areas are found to involve unusually high mortality rates, then suitable mitigation (e.g. the erection of low fences alongside the problem area) may be required.
- Monitor excavations daily and rescue any trapped fauna. When filled with water, the excavations should be checked twice a day. Release the rescued fauna into a suitable habitat adjacent to the study area.
- Domestic waste should be placed in suitable covered containers and removed from the site on a regular basis to reduce the attraction of scavenging animals, e.g. Vervet Monkeys.
- External and internal fences must be monitored for traps.
- In terms of the conducted survey, the areas demarcated for clearing do not pose a risk/threat to mammals, for example: the presence of mammals was minimal.
- If a mammal or reptile is trapped within an area where construction is taking place, then a professional handler must be called upon to remove the mammal or reptile.
- Protective clothing, such as gloves, should be used when handling mammals.
- All staff tasked to capture and relocate mammals should be inoculated against Rabies and Tetanus.
- Immobilizers and/or tranquilizers must not be used on the mammals.

11.4 BOTANICAL SEARCH AND RESCUE

The floral SCC identified during the site investigation undertaken for the proposed Soyuz 1 WEF are all classified as Least Concern but protected either in terms of the Northern Cape Nature Conservation Act (NC NCA) (Act No. 9 of 2009) or the Provincial Nature Conservation Ordinance (PNCO) (Act No. 19 OF 1974), or both. According to the South African National Biodiversity Institute (SANBI) Red List of South African Plants a species is classified as Least Concern when it has been evaluated against the IUCN criteria and does not qualify for any of the above categories. Species classified as Least Concern are considered at low risk of extinction. Widespread and abundant species are typically classified in this category.

Permit applications for any protected flora found during the micro-siting of the Soyuz 1 WEF must be applied for from the Northern Cape Department of Nature Conservation (DENC), the Northern Cape Department of Agriculture, Forestry and Fisheries (DAFF), the National Department of Forestry or the Fisheries and the Environment (DFFE), depending on the species.

11.5 SITE CLEARING PLAN

VEGETATION CLEARING

- Before clearing of vegetation, the Principal Contractor should ensure that all litter and non-organic material is removed from the area to be cleared.
- Vegetation clearing must take place in a phased manner in order to retain vegetation cover for as long as possible in order to reduce the size of areas where dust can be generated by wind.
- All seed-bearing invasive alien vegetation must be removed from site.
- Removed vegetation must not be dumped onto adjacent intact vegetation and topsoil must be removed separately.
- All indigenous plant material removed from cleared areas should be stockpiled for mulching or temporarily stockpiled in a demarcated area, which meets the satisfaction of the EO and the ECO and/or ESCO, before disposal at an approved landfill site.
- The use of herbicides is prohibited, unless approved by the EO and the ECO and/or ESCO.
- The Principal Contractor should submit a site clearing Method Statement to the EO and the ECO and/or ESCO for approval. This Method Statement should include the details of the phasing of the clearing and how this will be done, where and how cleared material will be stored and/or disposed of, etc.

TOPSOIL CLEARING

- Topsoil (a layer of approximately 100 - 150 mm) should be removed from areas to be disturbed during construction and safely stockpiled for landscaping purposes.
- All plant material (grasses, herbs and larger bushclump species) removed from the site are to be mixed into the topsoil.
- Topsoil stockpiles should be convex and should not exceed a height of 1.5 m.
- Stockpiles must be located in areas agreed to by the EO and the ECO and/or ESCO.
- Topsoil stockpiles must not be subject to compaction greater than 1 500 kg/m² and should not be pushed by a bulldozer for more than 50 m.
- Topsoil stockpiles must be monitored regularly to identify any alien plants, which must be removed when they germinate to prevent contamination of the seed bank.
- Appropriate measures, as agreed to by the EO and the ECO and/or ESCO, should be taken to protect topsoil stockpiles from erosion by wind or water by providing suitable stormwater and cut off drains, containment using hessian or similar material and/or by establishing suitable temporary vegetation.
- Stockpiles should not be covered with materials such as plastic which could cause it to compost or which could kill the seed bank.
- The Principal Contractor must be held responsible for the replacement, at their own cost, for any unnecessary loss of topsoil due to their failure to work according to the requirements of this EMP and the approved Method Statement.

11.6 REHABILITATION AND LANDSCAPE MANAGEMENT PLAN

SITE VEGETATION

Re-vegetating and rehabilitating the site, once constructed, through a comprehensive landscaping effort will benefit the faunal species which find refuge on the site. Linked to this, is the creation, preservation, and maintenance of tracts of natural and ornamental vegetation in all stages of ecological succession, interconnected by corridors or green belts for escape, foraging, breeding and exploratory movements. In terms of the scope of the construction activities, landscaping and rehabilitation will be minimal; many instances will require clean-up activities together with planting ground-stabilising vegetation.

Rehabilitation and landscaping efforts should focus on rehabilitating the following areas:

- Road verges after road construction is completed.
- Stormwater soaks away features and landscaped areas.

- The transformed portions of the site which have not been developed must be rehabilitated by planting indigenous plant species occurring in the area.
- Areas where pockets of alien invasive species have been removed.
- Areas not disturbed by the construction activities, but from previous land use, or those where invasive species have been removed, must be identified by a suitably qualified botanist as suitable sites for relocating plant SCC.

The ECO and/or ESCO must approve a list of indigenous plants to be used during rehabilitation prior to the commencement of rehabilitation activities.

According to the South Africa, Lesotho and Swaziland Vegetation Map (South African National Biodiversity Institute, 2018), the proposed infrastructure is situated in an area classified as containing Upper Karoo Hardeveld and Eastern Upper Karoo.

Upper Karoo Hardeveld. This vegetation type is relatively widespread occurring in the Northern Cape, Eastern Cape and Western Cape Provinces between Middelpos, Strydenberg, Richmond and Nieu-Bethesda. It is associated with steep slopes and ridges including dolerite dykes and sills that form mesas, buttes and koppies, as well as parts of the Great Escarpment. These areas are typically covered by large boulders and rocks and support dwarf karoo scrub and grasses belonging to the genera *Aristida*, *Eragrostis* and *Stipagrostis* (Mucina *et al.*, 2011).

Upper Karoo Hardeveld occurred on the slopes and plateaus of the mesas and dykes present within the site (Figure 3.5). These areas are typically more diverse than the Eastern Upper Karoo and includes species such as *Searsia burchelli*, *Euclea coriacea*, *Lycium cinereum*, *Lycium horridus*, *Diospyros lycioides*, *Boophone disticha*, *Aloe claviflora*, *Hermannia cf. vestita*, *Cheilanthes eckloniana*, *Themeda triandra* as well as on occasion succulents such as *Stomatium mustellinum* and *Curio radicans*.

Upper Karoo Hardeveld is listed as Least Concern and has a conservation target of 21%. Although listed as poorly protected, it is estimated that 100% of the natural remaining extent is intact.

Eastern Upper Karoo. The Eastern Upper Karoo vegetation type is the dominant vegetation type within the project site. It is relatively widespread occurring in the Northern Cape, Eastern Cape and Western Cape Provinces between Carnarvon, Loxton, De Aar, Petrusville and Venterstad in the north, Burgersdorp, Hofmeyer and Cradock in the east and the Great Escarpment in the south (Mucina *et al.*, 2011).

It occurs on gently sloping plains that are typically interspersed with rocky areas of Upper Karoo Hardeveld in the west, Besemkaree Koppies Shrubland in the northeast and Tarkastad Montane shrubland in the southeast. This vegetation type is characterised by dwarf microphyllous shrubs interspersed with grasses such as *Aristida* and *Eragrostis*.

Eastern Upper Karoo occurs within the flat to gently sloping areas of the site and is broken up by high lying ridges of Upper Karoo Hardeveld. Although the vegetation present is near natural, it does show evidence of disturbance from grazing.

Within the project site there were distinct differences in species assemblages within this vegetation type. Areas characterised by shallow calcrete soils were dominated by dwarf karoo scrub with a low grass cover. Species assemblages included *Eriocephalus ericoides*, *Chrysocoma ciliata*, *Pentzia incana*, *Ruschia intricata*, *Aptosimum spinescens* and *Asparagus exuvialis*. *Chrysocoma ciliata* typically colonises over-grazed areas characterised by disturbance and as such indicates that areas where it is abundant are considered degraded (Fitchett *et al.*, 2017).

Species assemblages within washes were similar to those observed within the shallow calcrete soils and were dominated by dwarf karoo scrub dominated by *Chrysocoma ciliata*. Grass cover in these areas was sparse. Deeper soils typically had a higher grass cover and fewer shrubs. Species assemblages included *Chloris virgata*, *Aristida congesta*, *Aristida diffusa*, *Eriocephalus ericoides*, *Eragrostis lehmanniana*, *Stipagrostis ciliata* and *Pentzia incana*.

Eastern Upper Karoo is listed as Least Concern with a conservation target of 21%. Although listed as poorly protected, current data indicates that 97% of this vegetation type remains intact (RLE, 2021).

The recommended out-planting procedure must be followed to ensure the success of the transplanted Plant SCC, as per Table 1 below.

Table 11-1: Recommended Out-Planting Procedure.

TASKS	METHOD
<p>PLOT PREPARATION</p>	<p>The plots should be prepared as follows:</p> <ul style="list-style-type: none"> • Prior to rehabilitation of the site, all remnants of foreign debris must be removed from the site. • All plots should first be covered with 1 m deep subsoil and then with topsoil (minimum depth of 10 cm). Soils should be manually spread evenly over the surface. Topsoil must be spread to the original depth (10 cm), and deeper where sufficient topsoil remains. • As topsoil will contain all cleared vegetation, no additional treatment will be required. However, to avoid erosion and increase nitrogen content, it might be necessary to sow a cover crop of commercially available Rye Grass (<i>Lolium perenne</i>). Although not indigenous, it is recommended as it has been used successfully elsewhere, is annual so dies off, is able to bind soil, and increases nutrients and soil mycorrhiza in the sand. This all improves the success of indigenous seeding and planting. Seed at the rate of 50 kg per hectare.
<p>PLANT PREPARATION</p>	<p>Plants must undergo a period of ‘hardening-off’ during which they have been exposed to full, direct sunlight and been under a reduced watering regime.</p> <p>The individual plants destined for each plot should be grouped into plot-specific, marked baskets, before they leave the nursery. Each plant should be labelled with an aluminium label, giving species code, and a specific numeral identifying the plot.</p> <p>Before the out-planting commences, the equipment necessary for the proper handling and placing of all required materials should be on hand, in good condition and to acceptable approved standards.</p> <ul style="list-style-type: none"> • Planting should preferably be done during the rainy season. • Unless otherwise specified by the EO or the ECO and/or ESCO, excavate square holes of 800 mm x 800 mm x 800 mm on average for trees and 500 mm x 500 mm x 500 mm on average for shrubs. • Backfill planting holes with topsoil. As much of the soil from container plants as possible must be retained around the roots of the plant during planting. • The soil must cover all the roots and be well firmed down to a level equal to that of the surrounding <i>in situ</i> material • After planting, each plant must be well watered, adding more soil upon settlement if necessary. • Stake all trees and tall aloes using three (3) weather-resistant wooden or steel stakes anchored firmly into the ground. Two (2) of the three (3) stakes should be located on the windward side of the plant. Galvanised wire binding, 3 mm thick, covered with a 20 mm diameter plastic hosepipe must be tied tightly to the stakes, half to two thirds the height of the tree above the ground and looped around the trunk of the tree. • Place stakes at least 500 mm apart and away from the stem and roots of the tree, so as not to damage the tree or its roots. • Thoroughly water plants as required until the plants are able to survive independently (i.e. depending on the rainfall).

TASKS	METHOD
	<ul style="list-style-type: none"> • A raised circular 200 mm high subsoil berm, placed 500 mm (shrubs) to 750 mm (trees) from the plant’s stem, must be provided for the watering. Do not simply leave the excavated plant hole partially backfilled for this purpose – the berm must be raised above the natural soil level. • Water aloes and bulbs once directly after transplanting to settle the soil • Remove stakes and wire binds over time as required, as plants become established. • Herbs, shrubs, and trees should be planted at a density of at least 1 plant per 6,25 m² or 1600 plants per hectare.
<p>MAINTENANCE</p>	<ul style="list-style-type: none"> • Water all transplanted plants, as specified. • Watering must commence and continue immediately after transplanting. Apply the following watering regime: Early morning and evenings for the first week; Then once a day for the next week; then twice a week until there is evidence of new shoots, whereafter watering is stopped. • Check all plants for pests and diseases on a regular basis and treat the plants using approved methods and products as per manufacturers specifications. • Control weeds by means of extraction, cutting or other approved methods. • For planted areas that have failed to establish, replace plants with the same species as originally specified. The same species must be used unless otherwise specified by the EO and/or the ECO and/or ESCO.

In order to rehabilitate transformed and invaded areas, the following landscaping techniques should be employed:

- Clearing of vegetation should take place in accordance with the construction programme, instead of exposing large tracts of land simultaneously.
- Clearing of invaded areas should be undertaken as per the Alien Vegetation Management Plan.
- No re-useable topsoil should be removed from the site.
- Grass sods should be removed from areas to be cleared and stored for later use during rehabilitation.
- Sods used in re-vegetation should be obtained directly from the veld, but not from the identified sensitive areas. Veld sods should contain at least a 50 mm topsoil layer, and the roots must be minimally disturbed. They should either be obtained from the near vicinity of the site from an area selected by the EO or the ECO and/or ESCO, or from areas of the proposed development site that are earmarked for development. The soil should be compatible with that removed from the area to be re-vegetated and must not have been compacted by heavy machinery.
- Indigenous seeds may be harvested for purposes of re-vegetation in areas that are free of alien invasive vegetation, either at the site prior to clearance or from suitable neighbouring sites.
- The stockpiled vegetation from the clearing operations should be reduced to mulch.
- Indigenous plant material must be kept separate from alien material. The indigenous vegetative material should either be reduced by mechanical means (chipper) or by hand-axing to sticks no longer than 100 mm. The chipped material should be mixed with the topsoil at a ratio not exceeding 1:1.
- Mulch is to be harvested from areas that are to be denuded of vegetation during construction activities, provided that they are free of seed-bearing alien invasive plants.
- No harvesting of vegetation may be done outside the area to be disturbed by construction activities.
- Mulches should be collected in such a manner as to restrict the loss of seed.
- Brush-cut mulch should be stored for as short a period as possible, and seed released from stockpiles should be collected for use in the rehabilitation process.
- Re-vegetated areas should be monitored every three (3) months for the first twelve (12) months and every six (6) months thereafter.
- Re-vegetated areas showing inadequate surface coverage (less than 30% within 9 months after re-vegetation) should either be re-vegetated from scratch, or addition infill planting might be required. The ECO and/or ESCO should advise.

- The Principal Contractor must be responsible for maintaining the desired level of moisture necessary to maintain vigorous and healthy growth in re-vegetated areas. The quantity of water applied at one time should be sufficient to penetrate the soil to a minimum depth of 800 mm, where appropriate, and at a rate that will prevent saturation of the soil.
- Water used for the irrigation of re-vegetated areas should be free of chlorine and other pollutants which could have a detrimental effect on the plants.
- All seeded, planted, or sodded grass areas and all shrubs or trees planted are to be irrigated at regular intervals.
- Where herbicides are used to clear vegetation, species-specific chemicals should be applied to individual plants only. General spraying should be strictly prohibited.

10.7 ALIEN VEGETATION MANAGEMENT PLAN

Henderson (2001) provides the invasive status classification, as outlined in the Conservation of Agricultural Resources Act (CARA) (Act No. 43 of 1983a). These plants can be classified as Category 1, 2 or 3 species, and as a 'Declared Weed' or 'Declared Invader' according to their level of invasiveness in South Africa. The description of the above-mentioned classifications are:

- **Category 1 Plants**
 - Are prohibited and must be controlled.
- **Category 2 Plants**
 - (Commercially used plants) may be grown in demarcated areas providing that there is a permit and that steps are taken to prevent their spread.
- **Category 3 Plants**
 - (Ornamentally used plants) may no longer be planted; existing plants may remain, as long as all reasonable steps are taken to prevent the spreading thereof, except within the floodline of watercourses and wetlands.
- **Declared Weed (category 1)**
 - Prohibited on any land or water surface in South Africa.
 - Must be controlled or eradicated where possible (except in biological control reserves).
- **Declared Invader (category 2)**
 - Allowed only in demarcated areas under controlled conditions.
 - Import of propagative material and trading allowed only by permit holders.
 - Outside demarcated areas must be controlled or eradicated where possible (except in biological reserves).
 - Prohibited within 30 m of the 1:50 year floodline of watercourses or wetlands unless authorisation is obtained.
- **Declared Invader (category 3)**
 - No further plantings allowed (except with special permission).
 - No trade of propagative material.
 - Existing plants may remain but must be prevented from spreading.
 - Prohibited within 30 m or the 1:50 year floodline of watercourses or wetlands, or as directed by the executive officer.

It is essential that alien invasive species be removed from the infrastructure development site. Following the Working for Water guidelines for effective alien vegetation removal (DWAF, 2009), an alien removal programme should consist of the following three (3) phases:

- I. Initial control: Clearing and eradication of alien invasive stands so as to drastically reduce the existing population.
- II. Follow-up control: Control of re-growth (including seedlings, root suckers and coppice growth); which should be conducted annually for the first five (5) years.

- III. Maintenance control: Sustain alien plant numbers with ongoing annual monitoring for the life of the project, and if necessary, implement additional control methods to avoid re-establishment of alien invasive stands.

ALIEN PLANT SPECIES IDENTIFIED WITHIN THE INFRASTRUCTURE DEVELOPMENT SITE AND SURROUNDS

Six exotic species were recorded within the project site (Table 10-2) and were typically found within disturbed sites such as along road verges. Of these six species, only one (*Opuntia ficus-indica*) is a listed (Category 1b) alien invasive species. The spread of a category 1b species is prohibited and as such an alien invasive management plan for the removal of this species is included in this EMPr.

Table 11-2: List of exotic plant species recorded on site

Family	Species	Status
AGAVACEAE	<i>Agave americana</i>	Not Evaluated
AMARANTHACEAE	<i>Atriplex semibaccata</i>	Not Evaluated
AMARANTHACEAE	<i>Chenopodium phillipsianum</i>	Not Evaluated
CACTACEAE	<i>Opuntia ficus-indica</i>	Category 1b Invasive
AMARANTHACEAE	<i>Salsola gemmifera</i>	Not Evaluated
ANACARDIACEAE	<i>Schinus molle</i>	Not Evaluated

WEED REMOVAL (INITIAL CONTROL PROGRAMME FOR ALL ALIEN VEGETATION ENCOUNTERED)

There are a number of possible methods which can be used to control alien invasive species; these include mechanical, chemical, biological, and mycoherbicide control. In addition, integrated control methods consist of the use of a combination of these methods to control alien vegetation. This section outlines possible techniques used in mechanical and chemical control methods only, as biological and mycoherbicide control is not recommended for this site and therefore not discussed further.

Mechanical Control Methods

The Agricultural Research Council (ARC)(2014) describes mechanical control as damaging or removing the plant by physical action. Various methods could be used, including uprooting/hand pulling, slashing, mowing, felling, ringbarking or bark stripping (ARC, 2014). This method of alien vegetation removal is best suited to small areas or sparse infestations. The following mechanical methods for removal are recommended:

- Hand pulling: Grip the seedlings or saplings low down and pull out by hand (using gloves). Make use of a hoe for plants that cannot be pulled out with ease.
- Ring barking: Bark is removed to from the bottom of the stem to a height of 0.75 – 1.0 m to below ground level. Bush knives or hatchets can be used for debarking.
- Frill or Ring-bark: Using an axe or bush knife, angled cuts are made downward into the cambium layer through the bark in a ring; herbicide is applied into the cuts.
- Cut stump treatment: Stems should be cut as low as practical, as stipulated on the herbicide label. Chemical herbicides are applied in diesel or water as recommended. Applications in diesel should be to the whole stump and exposed roots and in water to the cut area as recommended on the label.

Chemical Control Methods

Chemical control methods involve the use of registered herbicides to kill the target weed (ARC, 2014). Chemical control methods for alien plant removal include using a number of approved environmentally safe herbicides, which are applied to the leaves, stems or stumps of alien invader species.

- Foliar Spray:
 - Seedlings – Touchdown
 - Young trees – Garlon
- Cut Stumps (larger trees) and then apply:
 - Chopper;

- Confront (2%); or
- Timbrel 3A*.
- Frill (trees) and then apply:
 - Chopper; or
 - Timbrel 3A*.
- Stem Injection:
 - MSMA;
 - Mamba; or
 - Touchdown.

The *Working for Water Programme: Guide to Control Method and Herbicide Selection for Alien Vegetation* must be followed.

11.8 FIRE MANAGEMENT PLAN

It is imperative that the necessary precautions be implemented to minimise this risk of fire within the site and surrounds. The following measures must be implemented to reduce the risk of fires during the construction and operational phases.

CONSTRUCTION PHASE MANAGEMENT MEASURES

- The Principal Contractor must ensure that all personnel are aware of the fire risk and the need to extinguish cigarettes before disposal, in appropriate waste disposal containers.
- The risk of fire is highest during the drier months and during high wind velocities. To avoid and manage fire risk the following steps should be implemented:
 - Firefighting equipment must be kept on-site and ensure that all personnel are educated on how to use it as well as the procedures to be followed in the event of a fire.
 - Identify the relevant authorities and structures responsible for fighting fires in the area and liaise with them regarding procedures should a fire commence.
 - Ensure that all the necessary emergency contact details are posted at conspicuous and relevant locations.
- Should a Principal Contractor be found responsible for the outbreak of a fire, they must be liable for any associated costs.
- Open fires must not be allowed on-site for the purpose of cooking or warmth. Bona fide braai fires (such braai fires must be limited to the traditional “month end” braais and not individual daily cooking fires) may be lit within the construction camp or site.
- The Principal Contractor must take all reasonable steps to prevent the accidental occurrence or spread of fire. The Principal Contractor must appoint a fire officer who should be responsible for ensuring immediate and appropriate action in the event of a fire.
- The Principal Contractor must ensure that all site personnel are aware of the procedure to be followed in the event of a fire. The appointed fire officer must notify the Fire and Emergency Services in the event of a fire and must not delay doing so until such time as the fire is beyond control.
- The Principal Contractor must ensure that there is basic firefighting equipment on-site at all times. This equipment should, at a minimum, include fire extinguishers and beaters. The Principal Contractor must pay the costs incurred by organisations called to put out fires started by the Principal Contractor, their staff, or any sub-Principal Contractor. The Principal Contractor must also pay the costs incurred to reinstate burnt areas as deemed necessary by the RE.
- Any work that requires the use of fire may only take place at that designated area and as approved by the RE. Firefighting equipment must be available in these areas.
- The Principal Contractor should ensure that the telephone number of the local Fire and Emergency Service is displayed at the site offices.

- The Principal Contractor is to ascertain the fire requirements and must submit a fire contingency Method Statement to the EO and ECO and/or ESCO for approval.

OPERATIONAL PHASE MANAGEMENT MEASURES

Any requirements of the local Fire Protection Association must be adhered to in consultation with the relevant landowners, as per the requirements of the National Veld and Forest Fire legislation, which may include:

- Formation of a Fire Protection Association (FPA).
- Duty to prepare and maintain firebreaks.
- Requirements for firebreaks.
- Readiness for firefighting.
- Actions to fight fires.
- In areas other than designated development footprints, a network of firebreaks must be maintained and overlap with any firebreaks managed by the landowners to ensure that fires are not able to spread over the development.
 - All road reserves will serve as firebreak; and
 - All firebreaks must be maintained as required by the local Fire Chief.
- Firebreaks are to be positioned and prepared in such a way as to cause the least disturbance to soil and biodiversity. Firebreaks should be free from combustible material, e.g. pruned material and leaf litter.
- Ensure that firefighting equipment is maintained and in good working order before the start of each fire season.
- Smoking outside of designated safe areas must not be permitted.
- Flicking of cigarette butts into adjacent vegetation must not be permitted.

Suitable signage must be provided on-site, including entrance warning of fire risk and warnings not to flick cigarette butts into vegetated areas.

11.9 TRAFFIC, TRANSPORTATION AND ROAD MAINTENANCE MANAGEMENT PLAN

High construction traffic volumes are expected to be generated during the construction period. Measures to manage the impact of these volumes have been identified and are listed below. The local community should be advised of these measures prior to construction commencing and, in particular, prior to the transport of wind turbine components through local media and ward councillors.

- Temporary road construction and traffic accommodation signage, in accordance with Volume 2 Chapter 13 of the SADC Road Traffic Signs Manual, should be displayed at the proposed site in order to create awareness of construction vehicles by other road users and are to ensure that construction vehicle speeds are restricted. Such signage, to be determined by the appointed Principal Contractor as per the required Health and Safety Plan and approved by the Engineer, shall include speed restrictions, warning of construction workers and construction vehicles, and information signs advising motorists of the hours the route will be used by construction vehicles. Such signage should be placed at least:
 - On the approaches to the access points;
 - At the access points to the proposed development; and
 - Be fixed so that it is not affected by wind and is immovable for the duration of construction (i.e. planted in the ground).
- While access to the site can occur from 07:00 to 17:30, every effort should be made to restrict the operation of heavy abnormal construction traffic to periods outside of peak commuter operating times – off-peak periods, between the hours of 08:00 and 17:00 so that impact on commuter traffic is kept to a minimum.

In addition, the Principal Contractor should ensure the following:

- Access to the site must be managed to ensure that no unauthorised vehicles are permitted onto the construction site and to ensure safe entry to- and exit from the site.

- All construction vehicles shall be in possession of the necessary licenses and roadworthy certificates in terms of the National Road Traffic Act (Act No. 93 of 1996).
- Vehicles transporting hazardous substances shall comply with the requirements of the Hazardous Substances Act (Act No. 15 of 1973).
- All abnormal heavy vehicles shall be accompanied by escort vehicles and correctly marked to indicate the abnormal load. The specification of the escort vehicle shall depend on the length and width of the load.
- Vehicles loads shall be secured such that no loads or part thereof fall from the vehicle and damage other road users.
- All vehicles used during construction must be roadworthy, regularly maintained, and repaired when required.
- Drivers of construction vehicles shall be in possession of the necessary licenses in terms of the National Road Traffic Act (Act No. 93 of 1996).
- Construction and operational vehicles travelling on all public roads shall adhere to the posted speed limits.

11.10 STORMWATER MANAGEMENT PLAN

This Stormwater Management Plan must be implemented during the construction and operation phases of the project. During the implementation of the Stormwater Management Plan, the Principal Contractor must also ensure compliance with applicable regulations and prevent off-site migration of contaminated stormwater and the increase soil erosion. This Stormwater Management Plan serves as a high-level guideline for designers and Principal Contractors to follow measures that allow surface and subsurface movement of water along drainage lines so as not to impede natural surface and subsurface flows. Drainage measures must promote the dissipation of stormwater run-off.

Diligence in stormwater management is essential and a full-time task, even during dry periods, as the lack of it could lead to the degradation of the site over time, rendering it susceptible to serious damage in the event of unexpected flooding, and subsequent potential damage to equipment on-site due to gradual erosion after normal rainfall events, or by unexpected damage due to extreme flood events.

The site must conform to all engineering designs and measures to manage and control water run-off and erosion during or after rainstorms. This will include the following items:

- Run-off control and drains;
- Slope attenuation;
- Silt fences;
- Stormwater channels and catch pits;
- Shade or catch nets; and
- Soil bindings.

The civil design should describe and illustrate the proposed stormwater control measures as stipulated by the Civil Engineer, in compliance with this Stormwater Management Plan:

- Control measures to be implemented before and during the construction period, including the final stormwater control measures (post-construction). All roads and platforms should be designed and built according to SANS 1200 applicable sections to ensure all stormwater measures are properly implemented.
- The location, area/extent (m²/ha) and specifications of all temporary and permanent water management structures or stabilisation methods.
- Stone pitching or concrete-lined drains be placed adjacent to roads where required to transfer the water to existing watercourses.

- At the point where stormwater is discharged, energy dissipaters must be constructed to slow the flow of run-off water.
- Mitre drains should be cut in the site roads at appropriate places to ensure water run-off and control.
- All cut-and-fill banks should be covered with stone pitching or crusher stone to ensure bank stabilisation and the elimination of potential erosion.

The aim is to ensure that the stormwater run-off is guided off the construction area, and such that it does not create erosion problems that may require aftercare.

In addition, the following surface water control measures should be implemented:

- Surface water flow must be guided to ensure there is no flow directly to an erosion area.
- Prevent the concentration or flow of surface water or stormwater down cut-and-fill slopes or along pipeline routes or roads and ensure measures to prevent erosion are in place prior to construction.
- Stormwater and any run-off generated by hard surfaces should be discharged into retention swales or areas with rock riprap. These areas must be grassed with indigenous vegetation. These energy dissipation structures must be placed in a manner that flows are managed prior to being discharged back into the natural watercourses, thus not only preventing erosion, but also supporting the maintenance of natural base flows within these systems, i.e. hydrological regime (water quantity and quality) is maintained.
- Mitigate against siltation and sedimentation using the above-mentioned structures and ensure that the structures do not cause erosion.
- Ensure that all stormwater control features have soft engineered areas that attenuate flows, allowing for water to percolate into the local aquifers.
- Minimise and restrict site clearing to areas required for construction purposes only and restrict disturbance to adjacent undisturbed natural vegetation.
- Large tracts of bare soil will either cause dust pollution or quickly erode and then cause sedimentation in the lower portions of the catchment.
- Minimise the diversion of flows into different catchments.
- If implementing dust control measures, prevent over-wetting, saturation and run-off that may cause erosion and sedimentation.
- Watercourse (stream) crossings must not trap any run-off, thereby creating inundated areas, but allow for free-flowing watercourses.

11.11 EROSION MANAGEMENT PLAN

This Erosion Management Plan must be implemented prior to construction as well as during the construction and operation phases of the project, along with the Stormwater Management Plan. The Erosion Management Plan must ensure compliance with applicable regulations and prevent off-site migration of contaminated stormwater or increase in soil erosion. This Plan will serve as a high-level guideline for designers and Principal Contractors to follow measures that allow surface and subsurface movement of water along drainage lines that will not impede natural surface and subsurface flows. Drainage measures must promote the dissipation of stormwater run-off.

Diligence in stormwater management and erosion management is essential and a full-time task, even during dry periods, as the lack of management could lead to the degradation of the site over time, placing the site and surrounds at risk to serious damage in the event of unexpected flooding, and subsequent potential damage to equipment on-site due to gradual erosion after normal rainfall events, or by unexpected damage due to extreme flood events.

The site must conform to all engineering designs and measures to manage and control water run-off and erosion during or after rainstorms. This will include the following items:

- Run-off control and drains;
- Slope attenuation;
- Silt fences;
- Stormwater channels and catch pits;
- Shade or catch nets; and
- Soil bindings.

The civil design should describe and illustrate the proposed erosion control measures as stipulated by the Civil Engineer, in compliance with this Erosion Management Plan:

- Erosion control measures to be implemented before and during the construction period, including the final erosion control measures (post-construction). All roads and platforms should be designed and built according to SANS 1200 applicable sections to ensure all stormwater measures are properly implemented.
- The location, area/extent (m²/ha) and specifications of all temporary and permanent water management structures or stabilisation methods.
- Stone pitching or concrete-lined drains be placed adjacent to roads where required to transfer the water to existing watercourses.
- At the point where stormwater is discharged, energy dissipaters must be constructed to slow the flow of run-off water.
- Mitre drains should be cut in the site roads at appropriate places to ensure water run-off and control.
- All cut-and-fill banks should be covered with stone pitching or crusher stone to ensure bank stabilisation and the elimination of potential erosion.

The aim is to ensure that the stormwater run-off is guided off the construction area, and such that it does not create erosion problems within the site and the surrounds.

In addition, the following surface water control measures should be implemented to reduce the risk of erosion:

- Surface water flow must be guided to ensure there is no flow directly into an area which could increase erosion.
- Prevent the concentration or flow of surface water or stormwater down cut-and-fill slopes or along pipeline routes or roads and ensure measures to prevent erosion are in place prior to construction.
- Stormwater and any run-off generated by hard surfaces should be discharged into retention swales or areas with rock riprap. These areas must be grassed with indigenous vegetation. These energy dissipation structures must be placed in a manner that flows are managed prior to being discharged back into the natural watercourses, thus not only preventing erosion, but also supporting the maintenance of natural base flows within these systems, i.e. hydrological regime (water quantity and quality) is maintained.
- Mitigate against siltation and sedimentation using the above-mentioned structures and ensure that the structures do not cause erosion.
- Ensure that all stormwater control features have soft engineered areas that attenuate flows, allowing for water to percolate into the local aquifers.
- Minimise and restrict site clearing to areas required for construction purposes only and restrict disturbance to adjacent undisturbed natural vegetation.
- Large tracts of bare soil are likely to cause dust pollution and increase erosion.
- If implementing dust control measures, prevent over-wetting, saturation and run-off that may cause erosion and sedimentation.
- Watercourse (stream) crossings must not trap any run-off, thereby creating inundated areas, but allow for free-flowing watercourses.

11.12 WASTE MANAGEMENT PLAN

The Principal Contractor's intended methods for waste management and waste minimisation must be implemented at the onset of the contract and approved by the ECO and/or ESCO. Where required, Method Statements must be compiled and submitted to the ECO and/or ESCO for approval. All personnel must be instructed to dispose of all waste in the proper manner.

No waste from construction or otherwise may be disposed of on-site. All waste generated on-site must be removed from the site and disposed of at a licensed waste disposal site. In this regard, adequate litter drums or other suitable containers must be located on-site to ensure that waste generated on-site is disposed of in a suitable and timeous manner. Where possible, some of the construction waste should be recycled and used in construction.

SOLID AND LIQUID WASTE

During the construction phase, solid waste must be stored in a designated area within the site, which has been approved by the ECO and/or ESCO, is covered, tip-proof drums for collection and disposal. All refuse containers must be free of any holes and in good condition. A refuse control system should be established for the collection and removal of refuse to the satisfaction of the EO and the ECO and/or ESCO. As far as possible, general waste (including paper, glass, plastics, aluminium, etc.) should be sorted for recycling. Disposal of solid waste should be at a licensed landfill site, or at a site approved by the DFFE in the event that an existing operating landfill site is not within a reasonable distance from the site. Waste must not be burned.

Any water contaminated by cement must not be allowed to flow freely into the environment. Instead, it must be contained, and solids allowed to settle out. Thereafter, the solid material should be disposed of at a landfill site with other solid waste.

LITTER

During the construction phase, littering by construction workers must be prohibited on-site. The facilities should be maintained in a neat and tidy condition, and the site is to be kept free of litter throughout the construction phase. Fines should be implemented for persons found littering. All reasonable measures should be taken to reduce the potential for litter and negligent behaviour with regards to the disposal of all refuse. At all places of work, the Principal Contractor must provide litter collection facilities for later safe disposal at a licensed landfill site or at a DFFE approved waste disposal site.

During the operation phase, the area of the development should be cleared of litter on a regular basis. Once collected, this litter must be disposed of at a licensed landfill site or at a DFFE approved waste disposal site.

HAZARDOUS WASTE

During the construction phase, hazardous waste such as bitumen, oils, oily rags, paint tins, etc., must be disposed of at a DFFE approved hazardous waste landfill site. Special care should be taken to avoid the spillage of hazardous waste and from this waste entering the ground or contaminating water. In the event of the above occurring, the affected areas must be promptly reinstated to the satisfaction of the ECO and/or ESCO. As far as possible, maintenance of machinery and vehicles on-site should be avoided. Used oil, lubricants and cleaning materials from the maintenance of vehicles and machinery should be collected in a holding tank and returned to the supplier. Water and oil should be separated in an oil trap. Oils collected in this manner, should be retained in a safe holding tank and removed from site by a specialist oil recycling company for disposal at an approved waste disposal sites for toxic/hazardous materials. Oil collected by a mobile servicing unit should be stored in the service unit's sludge tank and discharged into the safe holding tank for collection by the specialist oil recycling company. The Principal Contractor must ensure that an emergency preparedness plan is in place for implementation in the case of a spill or substances which can be harmful to an individual or the receiving environment. All used filter materials should be stored in a secure bin for disposal off-site. Hazardous waste must not be stored or stockpiled in any area other than at a site

approved by the ECO and/or ESCO. Any contaminated soil should be removed and replaced. Soils contaminated by oils and lubricants should be collected and disposed of at a facility designated by the local authority to accept contaminated materials. Washing of vehicles on the construction site should not be permitted as this is likely to result in the release of hydrocarbon-contaminated wash water into the environment.

During the operational phase, hazardous materials on-site (if any) must be disposed of in a DFFE approved hazardous waste landfill site. The Principal Contractor should ensure that an emergency preparedness plan is in place for implementation in the case of a spill or substances which can be harmful to an individual or the receiving environment.

11.13 EMERGENCY RESPONSE PLAN

This Emergency Response Plan should be implemented by the Principal Contractor with guidance from the Health, Safety and Environment (HSE) Representative(s) during the Construction, Operational and Decommissioning Phases of the infrastructure development to reduce the likelihood of emergency incidents and to ensure that there will be appropriate responses to unexpected or accidental adverse incidents.

EMERGENCY INCIDENCE AVOIDANCE

- Induction Training, which includes a suitable Environmental Education Course and the location of emergency evacuation assembly points, must be given to all employees involved in the Construction, Operational and Decommissioning Phases.
- All impact management actions specified in the EMPr(s) and the Environmental Authorisation must be implemented throughout the phases of development.
- If faunal species are encountered within the site subsequent to the faunal search and rescue procedure, which must be undertaken directly prior to vegetation clearance, these species must only be handled and relocated by a suitably experienced individual.
- A suitably experienced snake wrangler, with the ability to accurately identify snakes, must be present on-site during construction and decommissioning activities.
- A list of snakes which are likely to occur within the site must form part of the Environmental Education Course. In addition, it is recommended that the African Snakebite Institute app is downloaded by the ECO and/or ESCO and the HSE Representative.
- Spill kits must be readily available on-site. These spill kits should include absorbent pads, bags, etc. and each refuelling vehicle must have a spill kit.
- A general first aid kit should be kept on-site and managed by a suitably experienced individual, who has received suitable first aid training.
- All vehicles and plants operated on-site must be serviced regularly.
- Tyre puncture repair kits should be kept on-site and used by a suitably experienced individual.
- Firefighting equipment must be readily available on-site. This should include rubber beaters and at least one (1) fire extinguisher of a suitable size. The fire extinguisher(s) must be serviced as per the manufacturer's recommendations.
- Fire breaks should be established and maintained where necessary.
- Smoking must only occur in designated areas, as approved by the appointed ECO and/or ESCO.
- Open fires must not be permitted unless approval is received from the appointed ECO and/or ESCO and the HSE Representative.
- Emergency contact details should be clearly displayed on-site. These should include, but not be limited to, contact details for the nearest:
 - Fire Services/Fire Protection Agency (FPA);
 - South African Police Services;
 - Ambulance; and
 - National Crisis Line.

- Fuels, oils and other hazardous materials must be kept in a bunded area under lock and key.
- A suitable number of drip trays must be readily available on-site, and the use of these drip trays must be monitored by the appointed ECO and/or ESCO.
- All hazardous chemicals that will be used on-site must have Material Safety Data Sheets (MSDS).
- All hazardous substances must be stored in suitable containers as defined in the Method Statement.
- Hazardous materials must only be handled by trained personnel. The handling of hazardous materials must only be in accordance with the MSDS.
- Employees handling hazardous substances and materials must be aware of the potential impacts and follow appropriate safety measures. Appropriate personal protective equipment must be made available.
- Containers must be clearly marked to indicate contents, quantities, and safety requirements.
- Vehicle speed limits must be indicated on-site and limited to 40 km/hr on gravel roads.
- Employees must not be housed on-site.
- Any incidence of social unrest must be reported to the South African Police Services.
- Any incidence of theft must be reported to the South African Police Services.
- Any incidence of poaching must be reported to the South African Police Services.
- Weather forecasts should be observed, at least on a weekly basis, to plan for any potentially risky weather events.
- Additional safety measures must be implemented during periods of heavy rainfall, high wind speeds, snowfall, etc. During such periods, the recommended speed limit of 40 km/hr should be reduced to 30 km/hr.

EMERGENCY RESPONSES

Hazardous Substance Spills

In the event that an accidental spill of fuel, oil or other hazardous substances occurs, these actions must be taken immediately to isolate, control and manage the spill:

- Appropriate actions, in accordance with the approved (prior to construction) Method Statement(s), must be taken to isolate and contain the spill.
- The spill must be contained using spill kits; by applying suitable absorbent material to the spill and removing the contaminated soil (ground spills), or by using booms (watercourse spills).
- All spills must be treated with a matter of urgency.
- Used spill kit material and contaminated soil must be temporarily stored in a designated area on-site prior to disposal at a registered hazardous waste disposal site by a suitable service provider.
- The ECO and/or ESCO and the HSE Representative must be informed of the incident as soon as possible, and an incident report must be completed which includes photographs of the spill, the measures taken to contain the spill and remediate the location of the spill as well as the success of the measures taken.

Fires

In the event of a fire, these actions must be taken immediately to control and extinguish the fire:

- Contact the Fire Services as soon as possible.
- Make use of the rubber beaters and fire extinguisher, the minimum firefighting equipment which should be available on-site, to control the fire until the Fire Services arrive.
- Should any employees have minor burns resulting from the fire, these burns should be treated with a burn dressing from the available first aid kit followed by an appointment with a suitably qualified healthcare professional.
- Should any employees have major burns resulting from the fire, an ambulance must be called immediately, and the burns must be treated by a suitably qualified healthcare professional.

- The ECO and/or ESCO and the HSE Representative must be informed of the incident as soon as possible, and an incident report must be completed which includes photographs, the measures taken to contain the fire and remediate the affected area.

Emergency Evacuation

An Emergency Evacuation Method Statement must be compiled for approval from the appointed ECO and/or ESCO and the HSE Representative prior to the commencement of the construction phase. Should emergency evacuation of the site be required, the following should be done as a matter of urgency:

- All employees must gather at the predetermined emergency evacuation assembly points and await the Principal Contractor's instructions as per the approved Emergency Evacuation Method Statement.
- The ECO and/or ESCO and the HSE Representative must compile an incident report must be completed which includes the identification of the snake, the location where the incident occurred, the location in which the snake was relocated to and the measures are taken to ensure the safety of the snake bite victim.

Severe Weather Conditions

A Method Statement must be compiled for approval from the appointed ECO and/or ESCO and the HSE Representative prior to the commencement of the construction phase for the protocols relating to severe weather conditions. Should severe weather conditions be forecast, which could increase the risk of employees travelling to site or undertaking the necessary activities on-site, temporary site closure should be considered, and all necessary site closure measures must be put in place.

Snake Bites

In the event of a snake bite, these actions must be taken immediately:

- An ambulance must be contacted immediately.
- All efforts must be taken to obtain a description of the snake or a photograph in order to correctly identify the snake for treatment purposes.
- The snake must be captured by a suitably qualified snake wrangler and safely relocated away from the site.
- The ECO and/or ESCO and the HSE Representative must be informed of the incident as soon as possible, and an incident report must be completed which includes the identification of the snake, the location where the incident occurred, the location in which the snake was relocated to and the measures are taken to ensure the safety of the snake bite victim.

Injury, Illness or Death Onsite

Should an employee obtain a minor injury or illness on-site, a suitably trained individual should provide treatment from the first aid kit, followed by an appointment with a suitably qualified healthcare professional (if deemed necessary) and allowed to rest until fully recovered (if necessary).

Should an employee obtain a major injury or show signs of severe illness on-site, an ambulance must be contacted immediately so that the employee can be treated by a doctor.

Should an employee die on-site, an ambulance, as well as the South African Police Services, must be contacted immediately. Those present at the time of the death should engage with the South African Police Services and they should receive the necessary counselling and support.

The ECO and/or ESCO and the HSE Representative must be informed of all injuries, illnesses and/or deaths which occur on-site. An incident report must be completed for every incident as well as the steps taken to ensure the safety of the employees.

COMPLIANCE

The ECO and/or ESCO and HSE Representative must monitor and keep records of all emergency incidents on-site. These incidents must be included in the Audits Reports during the relevant phases of the development and the Principal Contractor and Developer must be made aware of all incidents. In addition, the landowners must be notified of all incidents which occur within their properties.

12 CLOSURE PLANNING

The Principal Contractor must clear and clean the site and ensure that all equipment and residual materials, not forming part of the permanent works, are removed from site before issuing the completion certificate or as otherwise agreed.

12.1 POST-CONSTRUCTION AUDIT

A post-construction audit must be carried out and submitted to DFFE at the expense of the Proponent. Objectives should be to audit compliances with the key components of the EMPr, to identify main areas requiring attention and recommend priority actions. The post-construction audit must be submitted to DFFE within three (3) months of completion of the development and prior to the operational phase. Results of the audits should inform changes required to the specifications of the EMPr or additional specifications to deal with any environmental issues which arise on-site and have not been dealt with in the current document.

12.2 GENERAL REVIEW OF THE EMPR

The EMPr must be reviewed by the ECO and/or ESCO on an ongoing basis. Based on observations during site inspections and issues raised at site meetings, the ECO and/or ESCO should determine whether any procedures require modification to improve the efficiency and applicability of the EMPr on site. Any such changes or updates must be registered in the ECO's record, as well as being included as an annexure to this document. Annexures of this nature must be distributed to all relevant parties.

13 CONCLUSIONS

13.1 IMPACT MANAGEMENT OUTCOMES

The successful implementation of the impact management actions, stipulated in Chapter 5 of this EMPr, for each phase of the Soyuz 1 WEF Development will result in the avoidance, management and/or mitigation of the identified impacts and risks associated with the development. In addition, the implementation of the recommended management plans, in Chapter 10 of this EMPr, should further contribute to the avoidance, reduction and/or management of potential impacts resulting from the various stages of the Soyuz 1 WEF. The general impact management outcomes of this EMPr are to:

- To reduce the adverse impacts and enhance the benefits of the development.
- Preserve faunal and floral species and their associated habitats within identified sensitive areas and outside of the development footprint.
- To reduce the adverse impacts on avifaunal species due to the construction of the overhead line.
- To reduce the adverse impacts on avifaunal species due to the construction of the wind turbines.
- Preserve SCC within the development footprint.
- Maintain soil and vegetation cover, through the implementation of erosion control, stormwater management, and alien vegetation management measures.
- Undertake activities in a manner which does not place workers or the public at risk in terms of health and safety.
- Prevent, and where not possible, control fires to protect public health, the environment and any properties in the vicinity of the development.
- Reduce the potential for pollution, in terms of air pollution, land pollution, water pollution, and noise pollution.
- Preserve cultural heritage and palaeontological resources of significance.
- Rehabilitate disturbed areas to their natural state or a near-natural state.
- Manage and maintain the operational development to reduce adverse impacts associated with the operation of the development and to ensure sustainable development.

13.2 CONCLUDING STATEMENTS

Although all foreseeable actions and potential mitigations or management actions are contained in this document, the EMPr should be seen as a day-to-day management document. The EMPr thus sets out the environmental and social standards, which would be required to minimise the negative impacts and maximise the positive benefits of the Soyuz 1 WEF as detailed in the EIR and associated specialist reports. The EMPr could thus change daily, and if managed correctly lead to successful planning and design, construction, operational, and decommissioning phases.






All attempts should be made to have this EMPr available, as part of any tender documentation, so that the engineers and Principal Contractors are made aware of the potential cost and timing implications needed to fulfil the implementation of the EMPr, thus adequately costing for these.

EXAMPLE OF AN ENVIRONMENTAL EDUCATION COURSE OUTLINE







www.webweaver.nu/clipart/environmental.shtml
















Reasons why should we look after the environment

-  We have a right to a clean environment
-  A clean environment is essential to healthy living
-  All our basic needs come from the environment
-  A contract has been signed – development vs the environment
-  Penalties / fines could be issued

How to look after the environment

-  Report issues
-  Teamwork
-  Follow the set rules and guidelines (EA, EMPr, Method statements etc.)
-  Conserve, reuse and recycle

Tips and Guidelines

-  Workers and equipment should not be allowed outside demarcated areas
-  No swimming or polluting of water bodies allowed
-  No damage / disturbance to vegetation or water bodies without consent / permits
-  No disturbance allowed in no-go areas
-  No hunting of animals
-  Report all fires
-  No burning or burying of waste
-  No smoking near hazardous materials
-  Training on fire fighting equipment
-  Hazardous materials to be stored in designated and bunded areas
-  Spill kits and drip trays a must
-  Report all spills
-  Control dust and Noise
-  Maintain construction vehicles
-  Availability and maintenance of sanitation facilities



Tips and Guidelines

- 🌿 Only eat in designated areas
- 🌿 Do not litter
- 🌿 Vehicles to remain on approved tracks and adhere to speed limit
- 🌿 Ensure emergency phone numbers are available
- 🌿 Ensure PPE is worn
- 🌿 Report fires, leaks and injuries
- 🌿 Ask if unsure



COPY OF ENVIRONMENTAL AUTHORISATION

EXAMPLE OF A METHOD STATEMENT

METHOD STATEMENT

CONTRACT: DATE:

PROPOSED ACTIVITY (give title of Method Statement and reference number from the EMPr):

WHAT WORK IS TO BE UNDERTAKEN (give a brief description of the works):

WHERE ARE THE WORKS TO BE UNDERTAKEN (where possible, provide an annotated plan and a full description of the extent of the works):

START AND END DATE OF THE WORKS FOR WHICH THE METHOD STATEMENT IS REQUIRED:

Start Date:

End Date:

HOW ARE THE WORKS TO BE UNDERTAKEN (provide as much detail as possible, including annotated sketches and plans where possible):

* Note: Please attach additional pages should you require more space.

DECLARATIONS

1) ENVIRONMENTAL CONTROL OFFICER (ECO)

The work described in this Method Statement, if carried out according to the methodology described, is satisfactorily mitigated to prevent avoidable environmental harm:

(Signature)

(Print name)

Date: _____

2) PERSON UNDERTAKING THE WORKS

I understand the contents of this Method Statement and the scope of the works required of me. I further understand that this Method Statement may be amended on application to other signatories and that the ECO and/or ESCO will audit my compliance with the contents of this Method Statement

(Signature)

(Print name)

Date: _____

