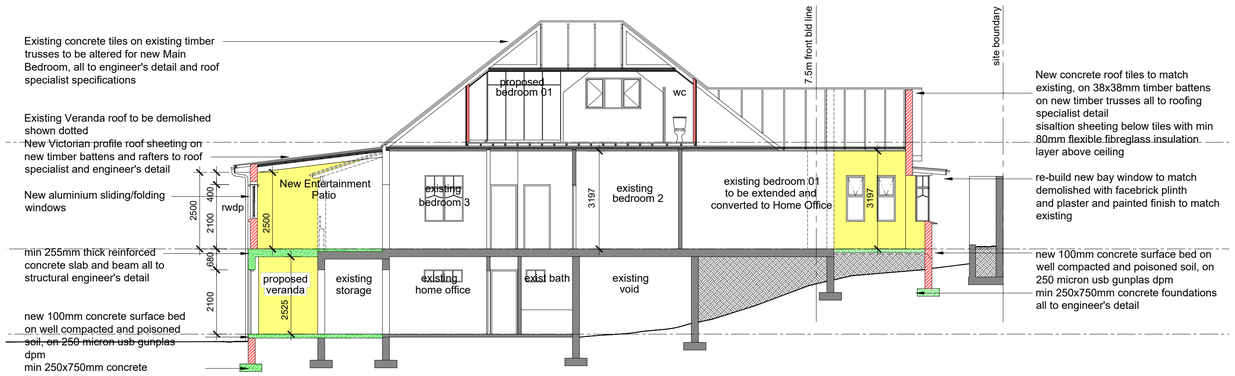

SECTION A-A

SCALE 1:100

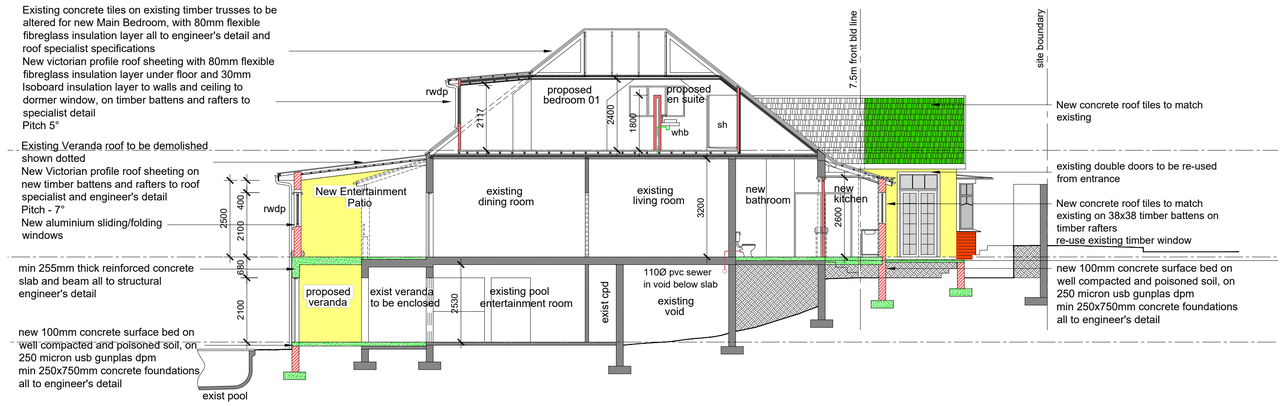

SECTION B-B

SCALE 1:100

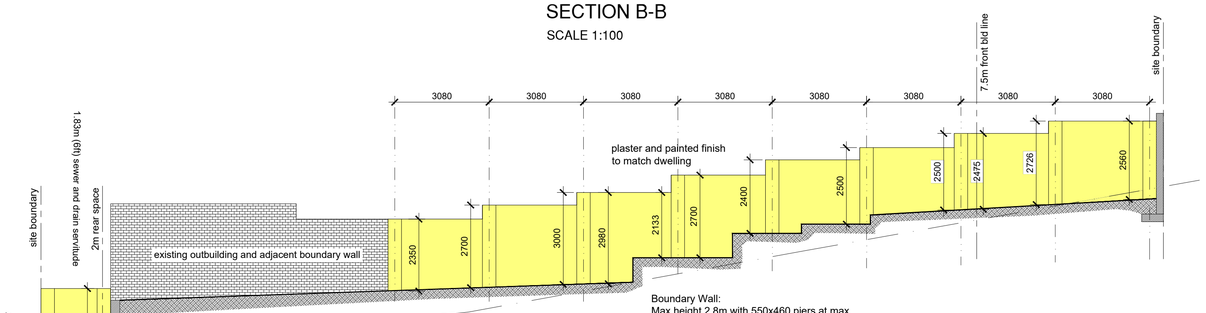

NORTH EAST ELEVATION - PROPOSED BOUNDARY WALL

SCALE 1:100

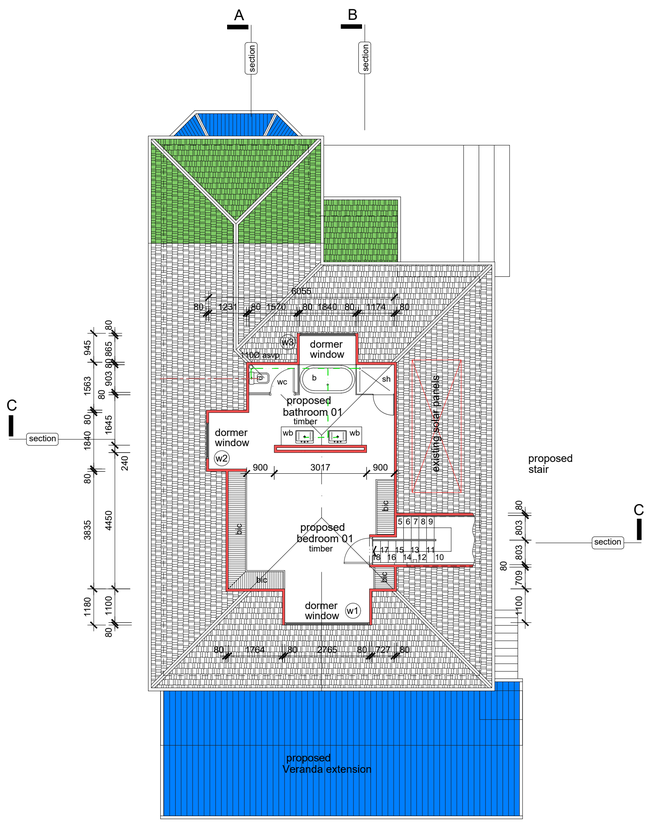

LOFT ROOF ROOM PLAN

SCALE 1:100

LOFT BEDROOM - SANS10400 Part XA

Nett Floor area - Loft Room	43,68 m2
Nett Glazing area	5,25 m2
12 % of floor area	
NO FURTHER CALCULATIONS REQUIRED	

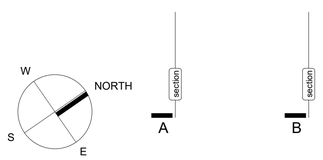

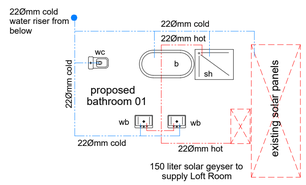

WATER RETICULATION - LOFT BEDROOM

SCALE 1:100

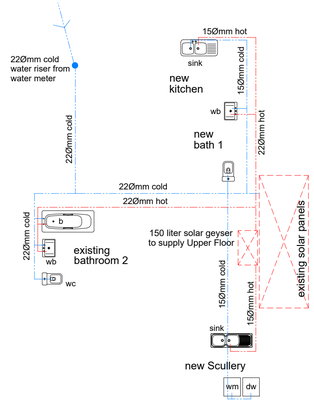

WATER RETICULATION - UPPER FLOOR

SCALE 1:100

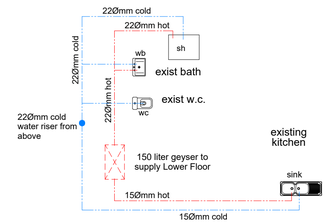

WATER RETICULATION - LOWER FLOOR

SCALE 1:100

Water Reticulation and Calculations:

A20 Classification:	H4
A21 Occupancy:	2 persons/bedroom
Type of hot water generation:	Geyser with Heat pump
Hot water demand (SANS10252-1):	80 litres per person per day
No of Bedrooms:	3
Total demand:	3x2x 80l = 480 litres
Hot water storage capacity required:	480 x 50% = 240 litres (50% XA2)
Capacity provided:	150 solar geyser and 150 litre conventional geyser

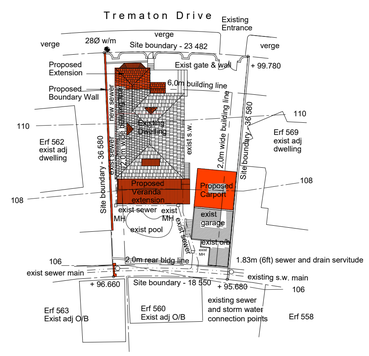

SITE PLAN

SCALE 1: 500

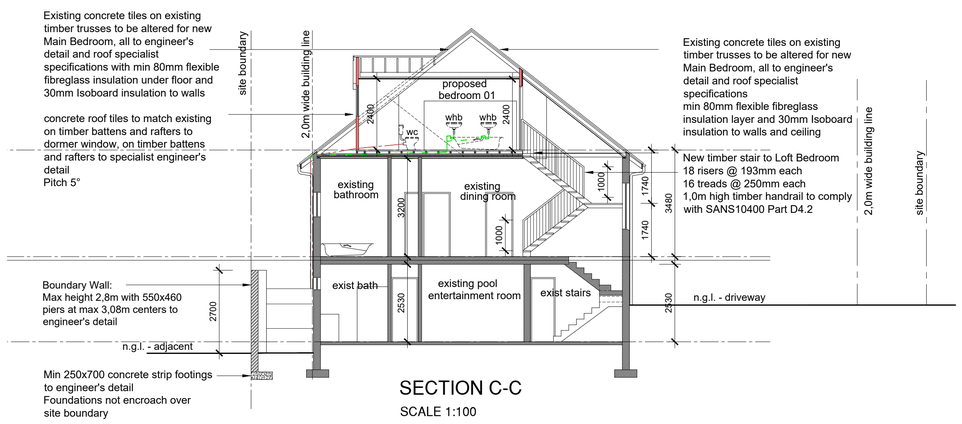

SECTION C-C

SCALE 1:100

general notes:

this drawing is copyright and remains the property of dhs architecture
all dimensions and levels are to be checked on site prior to construction
all dimensions and levels on this drawing are to be taken in preference to scaling off
any discrepancies on this drawing are to be reported to the office of the architect prior to construction
all work is to be carried out in accordance with the national building regulations SANS 10400 parts A to Z
all retaining walls, piles footings, slabs, beams, columns and agricultural drains to engineer's details and design
all foundations/piling to structural engineer's detail and design
All foundations and existing structures to be certified by competent person as per SANS 10400 part A1(3)(a)
the main contractor to check the land surveyors drawings for confirmation of setting out levels and dimensions of site
building work may only commence on approval of the building plans from the local authority_construction prior to approval will be at the risk of the owner

dhs architecture
18 Knoll Road Westville 3630
dhsarch@iafrica.com
derek hauptfleisch
Cell : 083 775 1079
Fax : 086 5809 973
reg number: st2201

signature:

project:

PROPOSED ADDITIONS AND ALTERATIONS TO EXISTING DWELLING, ON ERF 561, MORNINGSIDE, AT 181 TREMATON DRIVE

client:

MICHAEL DEAN NEFDT

signature:

drawing title:

LOFT ROOF PLAN
SECTIONS A-A, B-B, C-C AND D-D
SITE PLAN

drawing and project number: dhs2021_171_301

dwg no. 02

date:	author:	scale
May 2023	dhs	1:500 1:100