GENERAL NOTES

All dimensions and levels to be determined on site prior to commencement of construction
All work to comply with SANS 10400 regulations
All construction by registered/responsible persons
Any deviations to original approved plan will deem not to comply further without consent from the architect/author of plans and the owner is responsible
Drawing to be read and not scaled
Drawing to be read in conjunction with Engineers drawing
All structural work(walls, cills, lintels, roof slabs, balustrades, awning) to Engineers design and certification
All new glazing to be in aluminium and in accordance with SANS 10400 Part N
All new work to match existing and made good

PLUMBING NOTES

Any damaged fittings to be replaced
All gulley surrounds to be 150mm
Sewer to be exposed before commencement of construction
Manhole covers to be 75mm above ground level
IE's to all bends and junctions
Soil pipes to be 110mm dia. uPVC
Waste pipes to be 50mm dia. uPVC
Sewer under slab to be ribbed uPVC
All pipes and sanitary fittings to be SABS approved
All plumbing installations to be carried out by Durban-ticket registered plumbing contractor and to comply with municipal by-laws
Connect all new plumbing to ex. sewer
New cold and hot water to connect from ex. cold and hot water supply

FIRE NOTES

Occupancy - H1
Safety distances - T4.2
Different occupancies in a building - T4.3
Fire stability of structural elements - T4.7
Tenancy separating elements - T4.8
Partition walls and Partitions - T4.9
Protection of openings - T4.10
Roof assemblies and coverings - T4.12
Ceilings - T4.13
Floor covering - T4.14
Internal finishes - T4.15
Escape routes - T4.16
Exit doors - T4.17
Emergency routes - T4.19
Openings in floors - T4.26
External stairways and passages - T4.27
Lobbies, foyers, vestibules - T4.28
Marking and signposting - T4.29
Provision of emergency lighting - T4.30
Fire detection and alarm systems - T4.31
Water reticulation for fire fighting - T4.33
Hose reels - T4.34
Hydrants - T4.35
Sprinklers - T4.36
Extinguishers - T4.37
Fire-stopping of inaccessible concealed spaces - T4.39
Smoke control - T4.42
Air-conditioning and artificial ventilation systems - T4.43
Lift shafts - T4.44
Lifts - T4.45
Access for fire-fighting and rescue purposes - T4.54
Presumed fire resistance of building materials and components - T4.55

WINDOW and DOOR SCHEDULE

item	no.	size (mm)	glass	thickness	frame
w1	2	2200x2550	tinted	6.3mm tsg	aluminium
w2	1	1400x1800	clear	6.3mm tsg	aluminium
w3	2	1300x2400	tinted	6.3mm tsg	aluminium
w4	2	900x 600	tinted	6.3mm tsg	aluminium
w5	3	700x1200	tinted	5mm tsg	aluminium
w6	1	700x 700	tinted	6.3mm tsg	aluminium
d1	4	900x2100	40mm hardwood		timber
d2	2	900x2100	40mm hardwood		timber
+f/lite		900x 600	tinted	6.3mm tsg	timber
d3	1	900x2100	40mm hardwood		timber
new aluminium windows to have thermal break framing					

ENERGY EFFICIENCY NOTES

Water Reticulation :
All internal copper to be stroke 2
All external copper to be stroke 0
All copper from geyser from pressure control valve to be 25mm
Valve bracket to be min. 350mm above geyser

MECHANICAL VENTILATION NOTES

ALL DRAWINGS TO BE READ IN CONJUNCTION WITH MECHANICAL ENGINEERS DRAWING AND REPORT

SCHEDULE OF AREAS

Site area	896. 00 m²
NEW AWNING	13. 70 m²

ADDITIONAL NOTES

- ALL NEW WALLS TO BE BUILT ON PC LINTELS TO ENGINEERS DETAIL
- CONNECT ALL NEW PLUMBING TO EX. SEWER
- NEW DOORS TO PASSAGES TO BE 40MM HARDWOOD
- COLD/HOT WATER SUPPLY FORM EX. COLD/WATER SUPPLY
- NEW ROOM 100 TO HAVE OPENING SECTIONS
- ALL WET WORKS TO ENGINEERS DETAIL
- WATER PRESSURE: 300L/min. @ 3 BAR PRESSURE - SANS10400-PART W

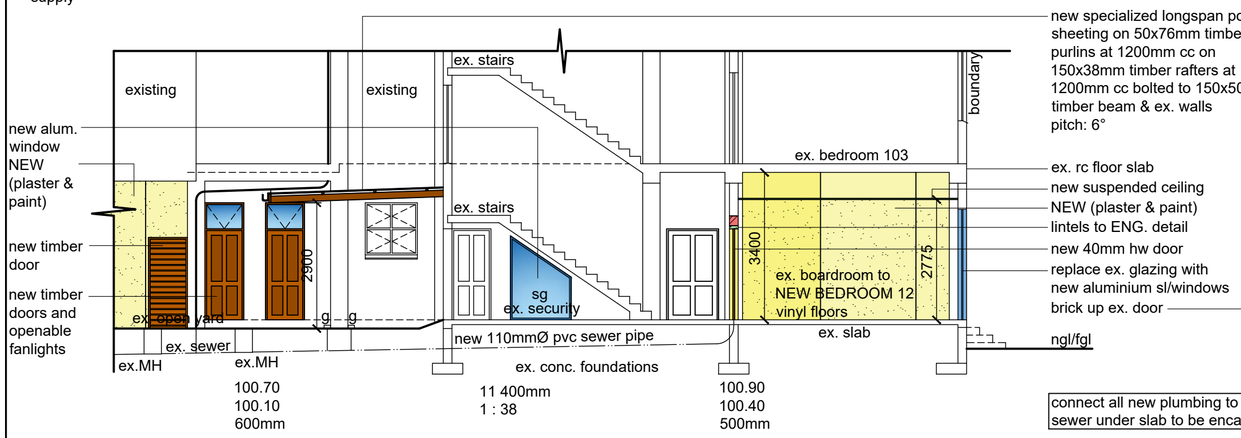

SECTION C - C

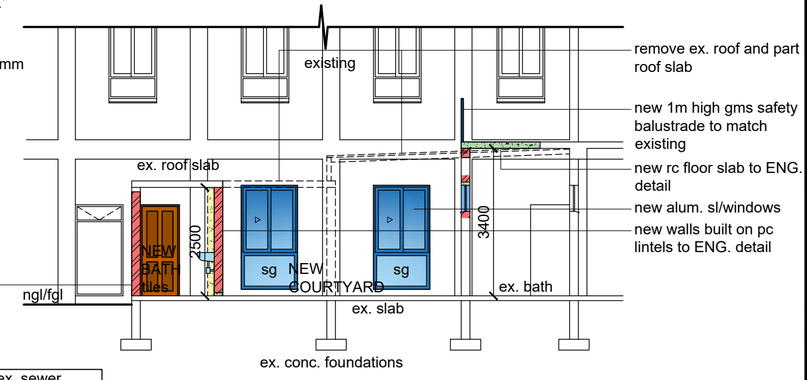

SECTION B - B

PARTIAL SOUTH EAST ELEVATION

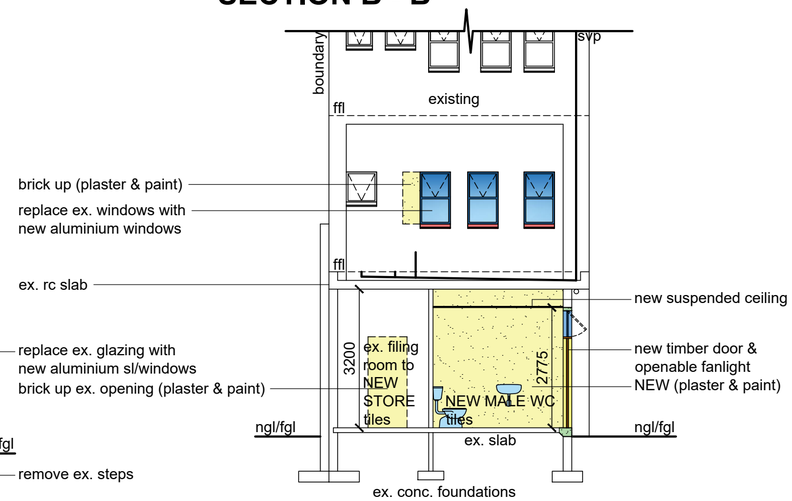

SECTION A - A

ADDITIONAL AREA = 13. 70 m²

083 297 0023

Client/s Signature — Contact Number

Rate No. 0244 6038 / 000

PROPOSED INTERNAL ADDITIONS AND ALTERATIONS TO PARADE HOTEL AT 191 O. R. TAMBO PARADE ON ERF 12563 DURBAN FOR MARINE PARADE PROPERTIES (PTY) LTD

GRAHAM BRAUM
ARCHITECTURAL DESIGNER
Pr. S. Arch. T
Reg. No. ST0010

360 Umbilo Road
Durban
4001

Tel. : 031-2054142
Cell : 082 454 0441

Email : gpbdesigners@gmail.com

SCALE	: 1 : 100
CHECKED	: G. P. BRAUM
DRAWN/DESIGNED	: M. R. AZMUTH
DATE	: MARCH-APRIL 2022
Drawing No.	: 6682 / 22 / 2 of 2