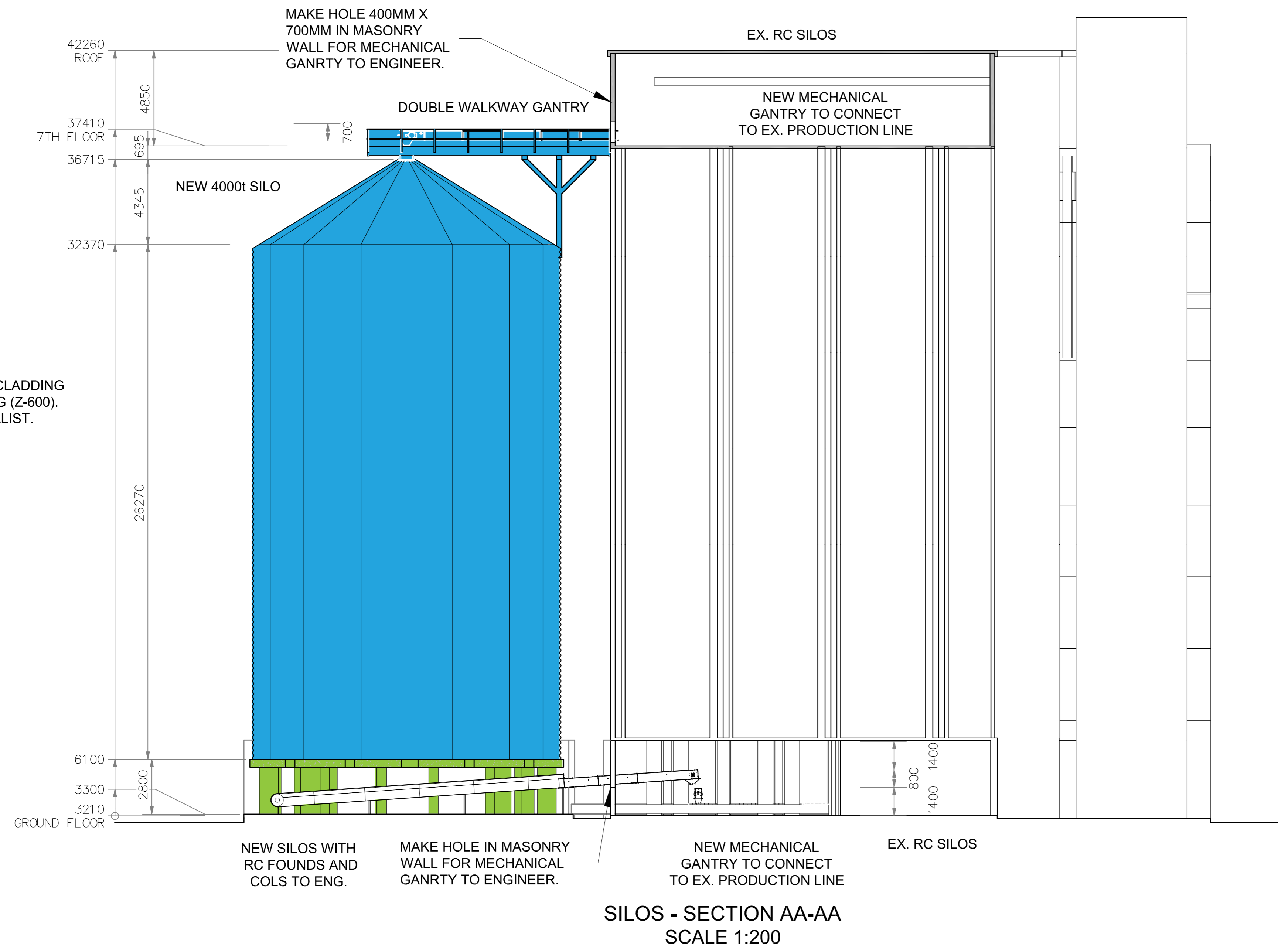
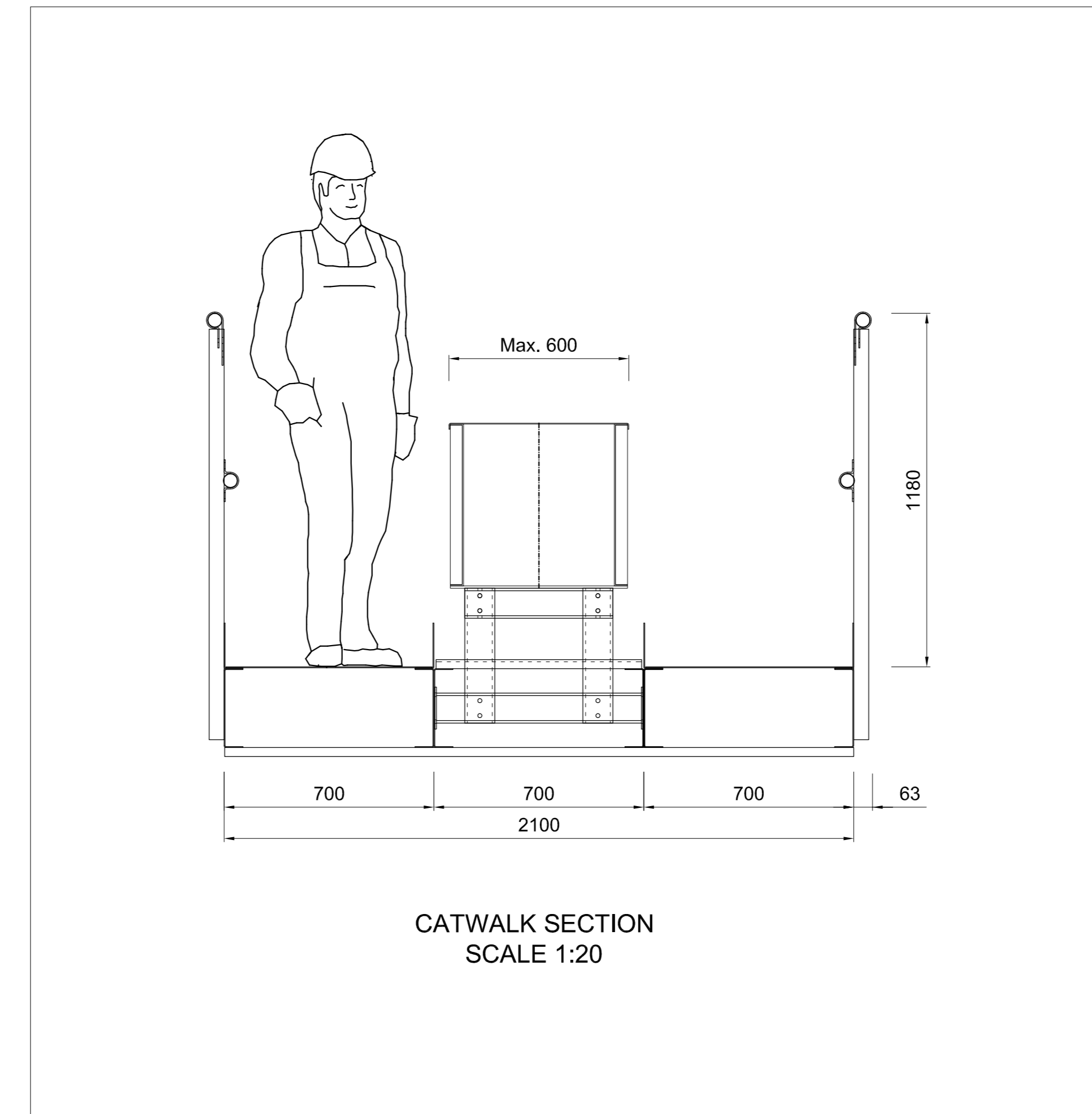


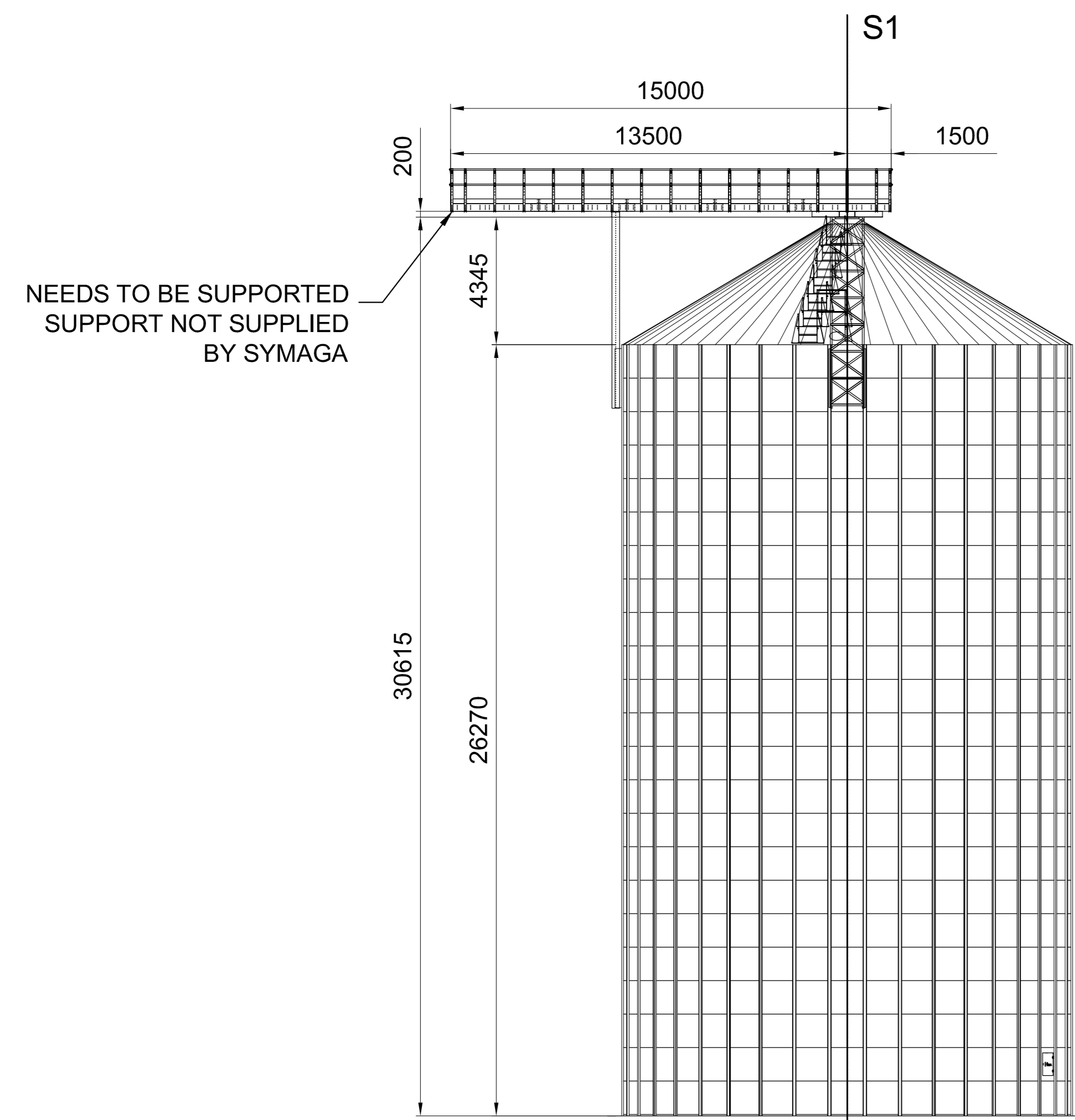
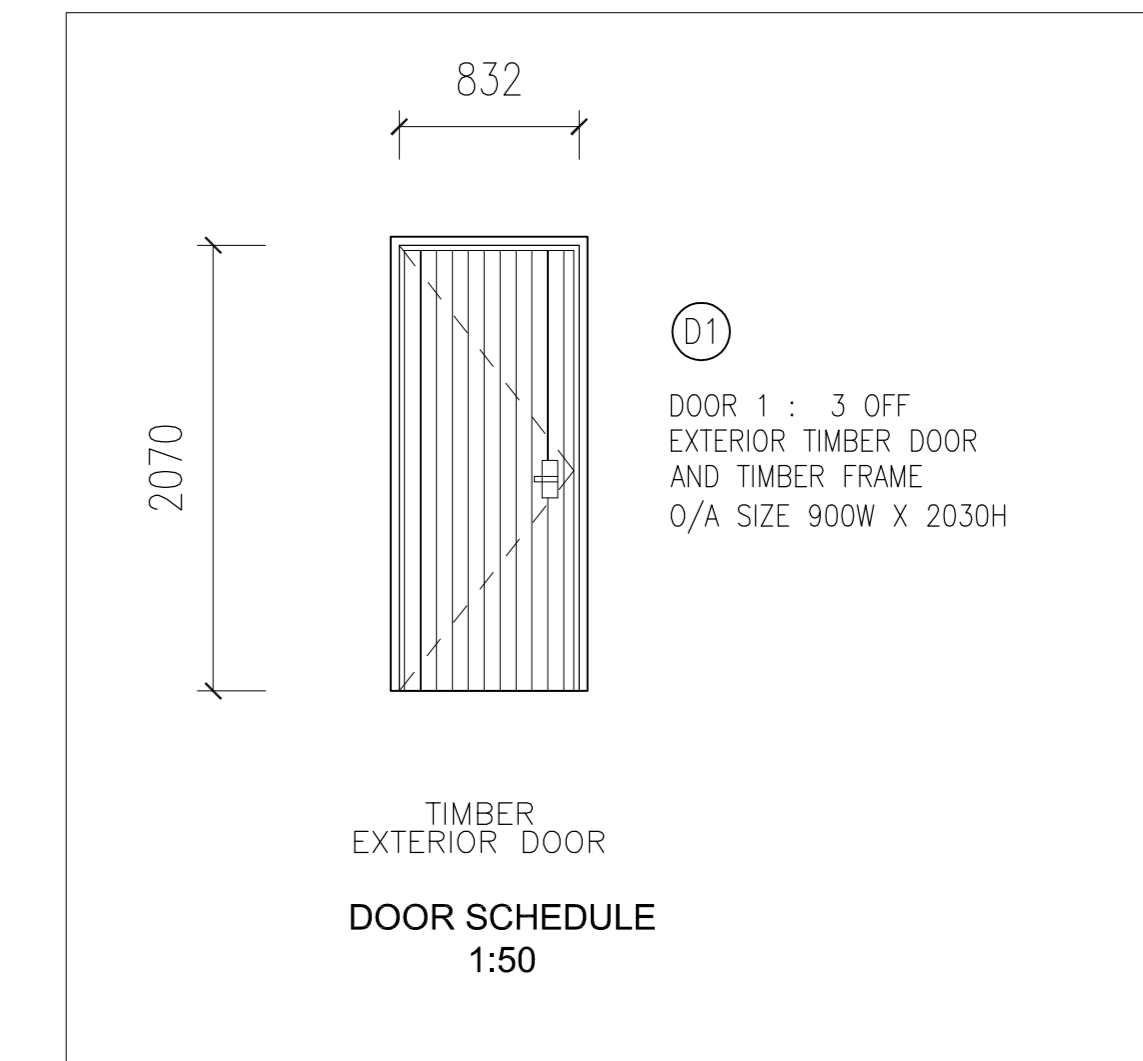
BODYSHEET - MILD STEEL CLADDING WITH GALVANIZED COATING (Z-600). SUPPLY AND FIT BY SPECIALIST. DESIGN TO ENGINEER.



SILOS - SECTION AA-AA
SCALE 1:200

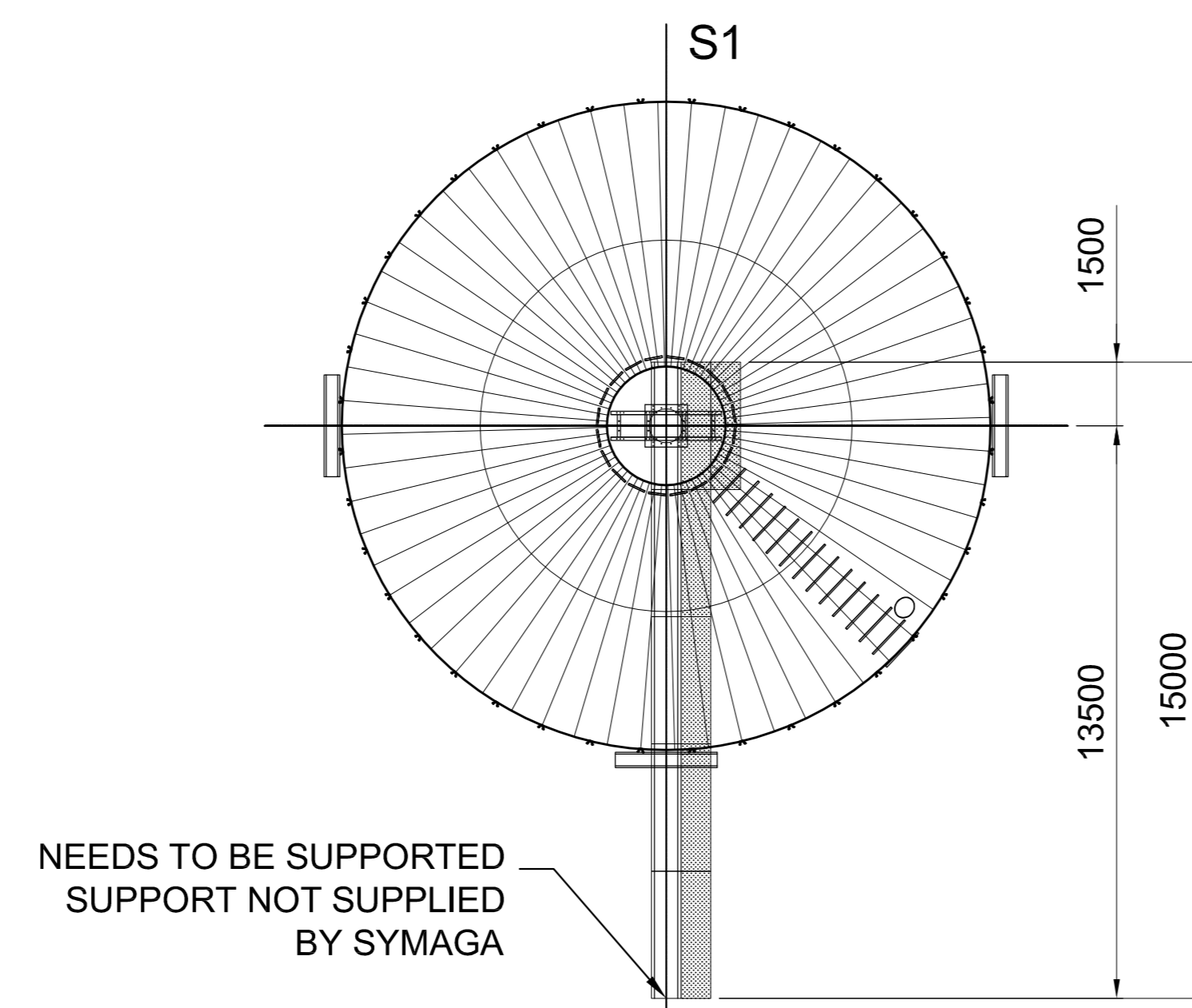


CATWALK SECTION
SCALE 1:20



ELEVATION SILO 1528-23

SCHEMATIC LAYOUT - SYMAGA
MODULAR STORAGE SILO
SCALE 1:200



PLAN SILO 1528-23

GENERAL NOTES:

ALL WORK TO BE IN ACCORDANCE WITH THE NATIONAL BUILDING REGULATIONS. NOTES IN RESPECT OF S.A. STANDARD CODE OF PRACTICE - THE APPLICATION OF THE NATIONAL BUILDING REGULATIONS, SANS 10400.

- ALL DIMENSIONS AND LEVELS ARE TO BE CHECKED ON SITE BY THE CONTRACTOR/SUBCONTRACTOR PRIOR TO CONSTRUCTION.
- ALL DIMENSIONS AND LEVELS ARE TO BE TAKEN IN PREFERENCE TO SCALING OFF.
- ANY DISCREPANCIES ARE TO BE REPORTED TO THE OFFICE OF THE ARCHITECT IMMEDIATELY.
- DATUM LEVEL TO BE ESTABLISHED ON SITE BY CONTRACTOR PRIOR TO CONSTRUCTION.
- ALL RETAINING WALLS, PILES, FOOTINGS, SLABS, BEAMS, COLUMNS AND AGRICULTURAL DRAINS TO ENGINEERS DETAILS.
- DPC TO ALL HORIZONTAL & VERTICAL OPENINGS & ROOF.
- FOUNDATIONS TO BE MINIMUM 300mm BELOW NGL. PARAPET WALLS TO BE TIED BACK TO TRUSSES WITH HOOP IRON STRAPS AT 600mm CENTRES.
- SUPPLY ADEQUATE FLASHING TO ALL PARAPET WALLS.
- GLAZING EXCEEDING 1m² OR LESS THAN 500mm FROM FFL TO BE SAFETY GLAZED.
- INTERNAL WALLS - PLASTERED AND PAINTED TO CLIENT'S SPECIFICATIONS.
- EXTERNAL WALL - PLASTERED AND PAINTED TO H.O.A. SPECIFICATIONS.
- ALL DUCTS TO HAVE ACCESS PANELS TO DETAIL.
- ALLOW FOR THE INSTALLATION OF 3 STANDPIPES - POSITIONS AS SHOWN ON PLAN.

ROOF SHEETING NOTES:

CONCEALED FIXED SHEETING - EXTERNAL CLOSE TO SEA PROXIMITY COATING, ON DAMP PROOF MEMBRANE FIXED TO GALVANIZED OR TREATED TIMBER PURLINS AT CENTRES AS TO MANUFACTURERS SPECIFICATIONS. INSULATION TO UNDERSIDE AS SPECIFIED BY XA CONSULTANT. SHEETING ENDS TO HAVE STOPENDS FOLDED WITH POLYCLOSERS UNDER FLASHING FIXINGS AS PER MANUFACTURERS SPECIFICATIONS. NO CUTTING OF SHEETS ON SITE. ANY EXPOSED EDGES TO HAVE SUPPLIER COATING TOUCH UPS AS REQUIRED. SUPPLIERS TO INSPECT AND SIGN OFF ALL INSTALLATIONS.

INSTALLER / SUPPLIER TO BE PROVIDE GUARANTEE FOR PROXIMITY TO THE SEA.

GENERAL SERVICES NOTES

- ALL PLUMBING TO BE CARRIED OUT BY A REGISTERED PLUMBER.
- POSITION OF METERS TO BE ACCESSIBLE TO COUNCIL AND TENANTS AT ALL TIMES.
- SUPPLY 200 WATER CONNECTION.
- SUPPLY 250 CONDUIT WITH DRAW WIRE FROM DWELLING TO FRONT BOUNDARY IN POSITION AS REQUIRED BY TELKOM.
- POSITION OF WATER METERS TO BE APPROVED BY ARCHITECT.
- WORKS TO COMPLY WITH ALL MUNICIPAL BY-LAWS.
- ALL ELECTRICAL RETICULATION TO ELECTRICAL ENGINEER'S DETAILS AND REQUIREMENTS.

SIGNAGE NOTE

- ALL SIGNAGE UNDER SEPARATE APPLICATION.

Revision Schedule		
Rev #	Date	Description

CLIENT SIGNATURE: _____
 ARCHITECT SIGNATURE: _____
 PR ARCH NO: PR 26658882 DATE: _____

VSTRUCT
 CIVIL AND STRUCTURAL ENGINEERS
 89 Stone Quarter, Eye of Africa Estate, 33 Cayman Road,
 Grand Cayman, KY11902
 P.O. Box 4407, Private Bag 11190, George Town
 Member of Vessalnet, P. Tech. (Sigs) (Structures)

TECHMACH **ARKUS**
 CIVIL AND STRUCTURAL ENGINEERS
 77 Bedford Circle, Uthmaniyah, 4202
 P.O. Box 144, Esplanade, 147
 18, Sheikh Zayed Road, Esplanade, 154
 Tel: +973 96 054

Project
PREMIER FOODS SITE UPGRADE
 ERF 10033, LOT 8205 & REM OF 8204
 FOR G AND C SHELF 115 PTY LTD
 341 & 403 SYDNEY ROAD, CONGELLA

TENDER	<input type="checkbox"/> CONSTRUCTION	DATE	2022 / 05 / 18
APPROVAL	<input type="checkbox"/> INFORMATION	ISSUE	
Date	2022 / 05 / 18	Scale	1 : 200
Drawn	CEH	Checked	PA

Drawing Description
ELEVATIONS :
 SECTION AA - AA, SCHEMATIC
 LAYOUT SYMAGA, DOOR
 SCHEDULE

ARKUS 2022-12PRM	AS-100	Rev A
---------------------	--------	----------