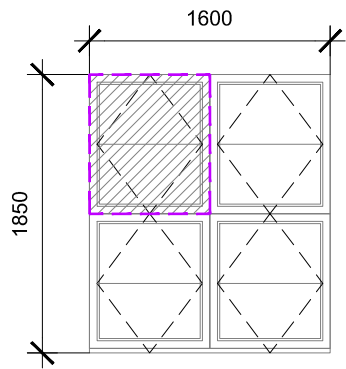


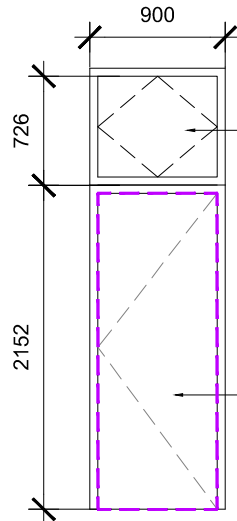
r4/W4



WINDOW: R4/W4
 General note:
 All window frames & casements to be fixed where damaged. Filled, sanded & sealed as per specifications.

Replace (4 off) missing window handles with brass window combination stay & fastener 300mm
 NB: fix with brass screws
 Hinges: Window hinges to be inspected, serviced or replaced if required with brass butt hinge and brass screws or equally approved

Replace (1 off) missing timber window sash and glazing to match existing
 replace glazing with 6mm toughened safety glass or equally approved as per SANS10400 part N




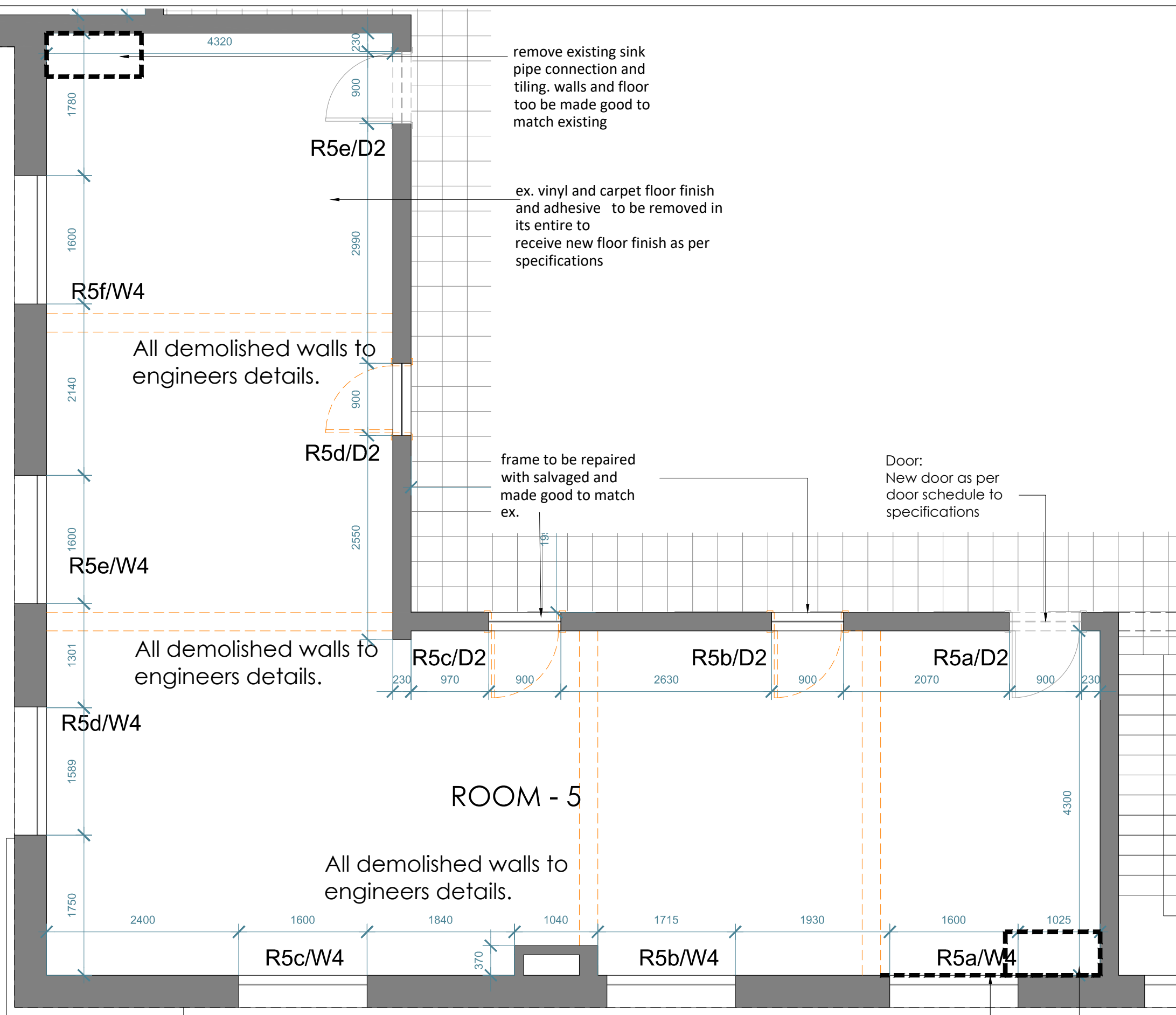
DOOR: R4a/D2

Fanlight:
 Replace (1 off) missing fanlight with 6mm toughened safety glass or equally approved as per sans 10400 part N fixed with timber glazing beads
 Door frame : repair and make good all imperfections to timber door frame to receive new hardwood door

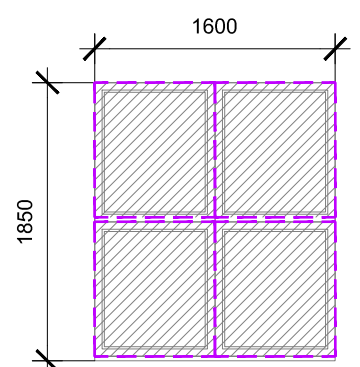
Door:
 - replace missing door with Swartland interior deep moulded door , elegance code- EBELGHSO,
 - ironmongery as per spec.

FLOOR FINISH	• ex. concrete floor, floor to be repaired and filled were required to receive new finish as per architects spec. - 14.54sqm
SKIRTING	• Skirting: Ex. skirting to be inspected for wood rot & water damage. Replace damaged skirting with salvaged. Sand, repair & seal as per specification
WALL FINISH	• Existing plaster & paint: - Walls to be scraped, treated, fill all imperfections. - Walls to receive new finish as per specifications
DADO RAILS	• Dado rail: Ex. dado rail to be inspected for wood rot & water damage. Replace damaged dado rails with salvaged. Sand, repair & seal as per specification.
CEILING	• 12mm plasterboard ceiling. sand down & apply plascon 2 coats high quality acrylic paint-colour as per specifications 75mm gypsum coved cornice - finish as per ceiling
WINDOW	• Existing Timber Window Frames: - Timber window frames to be inspected for wood rot and water damage. - Affected mullions to be removed and replaces to match. - All damage and broken glass to be replaced with 6mm toughened safety glass as per sans 10400 Part N or equally approved my specialist - Window hinges to be replaced with brass type hinge and secured with brass screws as per schedule Window handles: Window handles to be replaced with brass type handles to match existing and fixed with brass screws as per schedule Windowsill : - Windowsill to be inspected for damage ,and replaced were required - Affected sills to be removed and replaces to match.
DOOR	• Timber door frames to be inspected for wood rot and water damage. door frames to be repaired with salvaged and made good to match ex. Doors: Refer to door detail

ROOM NO.4 - FIRST FLOOR (NORTH WING)		ROOM NAME - ROOM 4	
 P.O.BOX 37188 OVERPORT DURBAN 4067 TELE : 2097245/6 FAX : 2097247 E-MAIL :seedat@ion.co.za AHMED.SEEDAT-ARCHITECT REG no :3140(S.A.C.A.P)	PROJECT: Proposed alterations & refurbishment of the old Natal Command headquarters at 191 Snell Parade, Durban. battery beach , PTN 2 of 12696 durban	SCALE:	DRWG.No:
	DRAWING TITLE: ROOM AND OFFICE DATA SHEETS	DATE:	PAGE.No:
		1/50	21126
		20-09-2023	2



r5e/W4

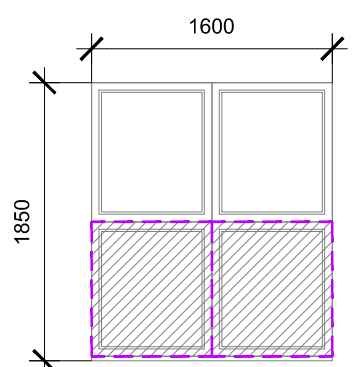


WINDOW: R5e/W4
 General note:
 All window frames & casements to be fixed where damaged. Filled, sanded & sealed as per specifications.

Replace (4 off) missing window handles with brass window combination stay & fastener 300mm
 NB: fix with brass screws
 Hinges: Window hinges to be inspected, serviced or replaced if required with brass butt hinge and brass screws or equally approved

Replace (4off) missing timber window sash and glazing to match existing
 replace glazing with 6mm toughened safety glass or equally approved as per SANS10400 part N

r5f/W4



WINDOW: R5f/W4
 General note:
 All window frames & casements to be fixed where damaged. Filled, sanded & sealed as per specifications.

Replace (4 off) missing window handles with brass window combination stay & fastener 300mm
 NB: fix with brass screws
 Hinges: Window hinges to be inspected, serviced or replaced if required with brass butt hinge and brass screws or equally approved

Replace (4off) missing timber window sash and glazing to match existing
 replace glazing with 6mm toughened safety glass or equally approved as per SANS10400 part N

missing skirting to be fitted with salvaged skirting and made good to match existing - 2.7mm
 remove existing pipe connection and tiling. walls and floor too be made good to match existing

ROOM NO.5 - FIRST FLOOR (NORTH WING)



P.O.BOX 37188
 OVERPORT
 DURBAN
 4067
 TELE : 2097245/6
 FAX : 2097247
 E-MAIL :seedat@ion.co.za
 AHMED.SEEDAT-ARCHITECT
 REG no :3140(S.A.C.A.P)

ROOM NAME - ROOM 5

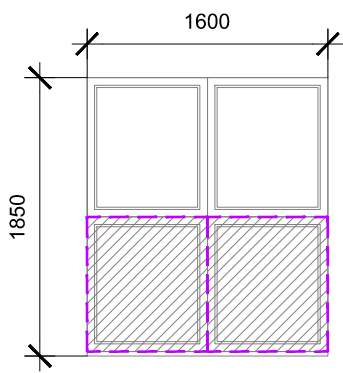
PROJECT:
 Proposed alterations & refurbishment of the old Natal Command headquarters at 191 Snell Parade, Durban. battery beach , PTN 2 of 12696 durban

DRAWING TITLE:
 ROOM AND OFFICE DATA SHEETS

SCALE:
 1/50
 DRWG.No:
 21126

DATE:
 20-09-2023
 PAGE.No:
 1

r5a/W4



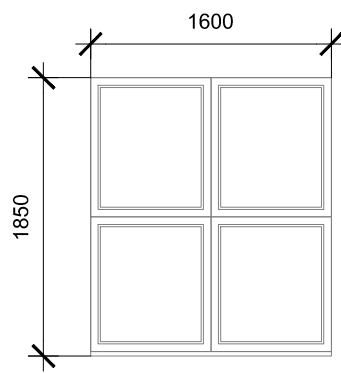
Replace (4 off) missing window handles with brass window combination stay & fastener 300mm
 NB: fix with brass screws
 Hinges: Window hinges to be inspected, serviced or replaced if required with brass butt hinge and brass screws or equally approved

Replace (2off) missing timber window sash and glazing to match existing
 replace glazing with 6mm toughened safety glass or equally approved as per SANS10400 part N

WINDOW: R5a/W4

General note:
 All window frames & casements to be fixed where damaged.
 Filled, sanded & sealed as per specifications.

r5b/W4

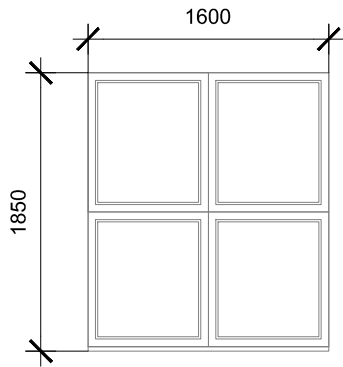


Replace (4 off) missing window handles with brass window combination stay & fastener 300mm
 NB: fix with brass screws
 Hinges: Window hinges to be inspected, serviced or replaced if required with brass butt hinge and brass screws or equally approved

WINDOW: R5b/W4

General note:
 All window frames & casements to be fixed where damaged.
 Filled, sanded & sealed as per specifications.

r5c/W4

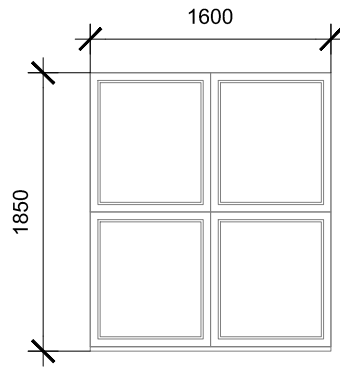


Replace (4 off) missing window handles with brass window combination stay & fastener 300mm
 NB: fix with brass screws
 Hinges: Window hinges to be inspected, serviced or replaced if required with brass butt hinge and brass screws or equally approved

WINDOW: R5c/W4

General note:
 All window frames & casements to be fixed where damaged.
 Filled, sanded & sealed as per specifications.

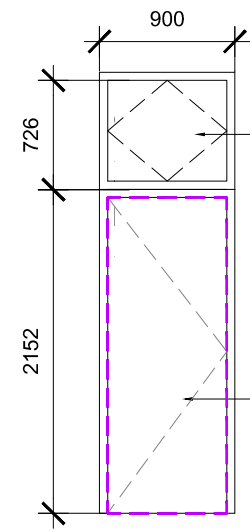
r5d/W4



Replace (4 off) missing window handles with brass window combination stay & fastener 300mm
 NB: fix with brass screws
 Hinges: Window hinges to be inspected, serviced or replaced if required with brass butt hinge and brass screws or equally approved

WINDOW: R5d/W4

General note:
 All window frames & casements to be fixed where damaged.
 Filled, sanded & sealed as per specifications.



Fanlight:
 Replace (1 off) missing fanlight with 6mm toughened safety glass or equally approved as per sans 10400 part N fixed with timber glazing beads

Door frame : repair and make good all imperfections to timber door frame to receive new hardwood door

Door:
 - replace missing door with Swartland interior deep moulded door , elegance code- EBELGHSO,
 - ironmongery as per spec.

DOOR: R5e/D2

FLOOR FINISH • Repair floor concrete floor as required where damaged. Replace with new floor tiles as per architects specifications - 88.6sqm

SKIRTING • Skirting: Ex. skirting to be inspected for wood rot & water damage. Replace damaged skirting with salvaged.
 Sand, repair & seal as per specification

WALL FINISH • Existing plaster & paint:
 - Walls to be scraped, treated, fill all imperfections.
 - Walls to receive new finish as per specifications

CEILING • 12mm plasterboard ceiling. sand down & apply plascon 2 coats high quality acrylic paint-colour as per specifications
 75mm gypsum coved cornice - finish as per ceiling

DADO RAILS • Dado rail: Ex. dado rail to be inspected for wood rot & water damage. Replace damaged dado rails with salvaged.
 Sand, repair & seal as per specification.

WINDOW • Existing Timber Window Frames:
 - Timber window frames to be inspected for wood rot and water damage.
 - Affected mullions to be removed and replaces to match.
 - All damage and broken glass to be replaced with 6mm toughened safety glass as per sans 10400 Part N or equally approved my specialist
 - Window hinges to be replaced with brass type hinge and secured with brass screws as per schedule
 Window handles:
 Window handles to be replaced with brass type handles to match existing and fixed with brass screws as per schedule
 Windowsill :
 - Windowsill to be inspected for damage ,and replaced were required
 - Affected sills to be removed and replaces to match.

DOOR • Door frame : install salvaged door frame. Repair and make good all imperfections to timber door frame to receive new hardwood door
 Doors: New door as per door schedule to specifications. Refer to door detail

ROOM NO.5 - FIRST FLOOR (NORTH WING)

ROOM NAME - ROOM 5



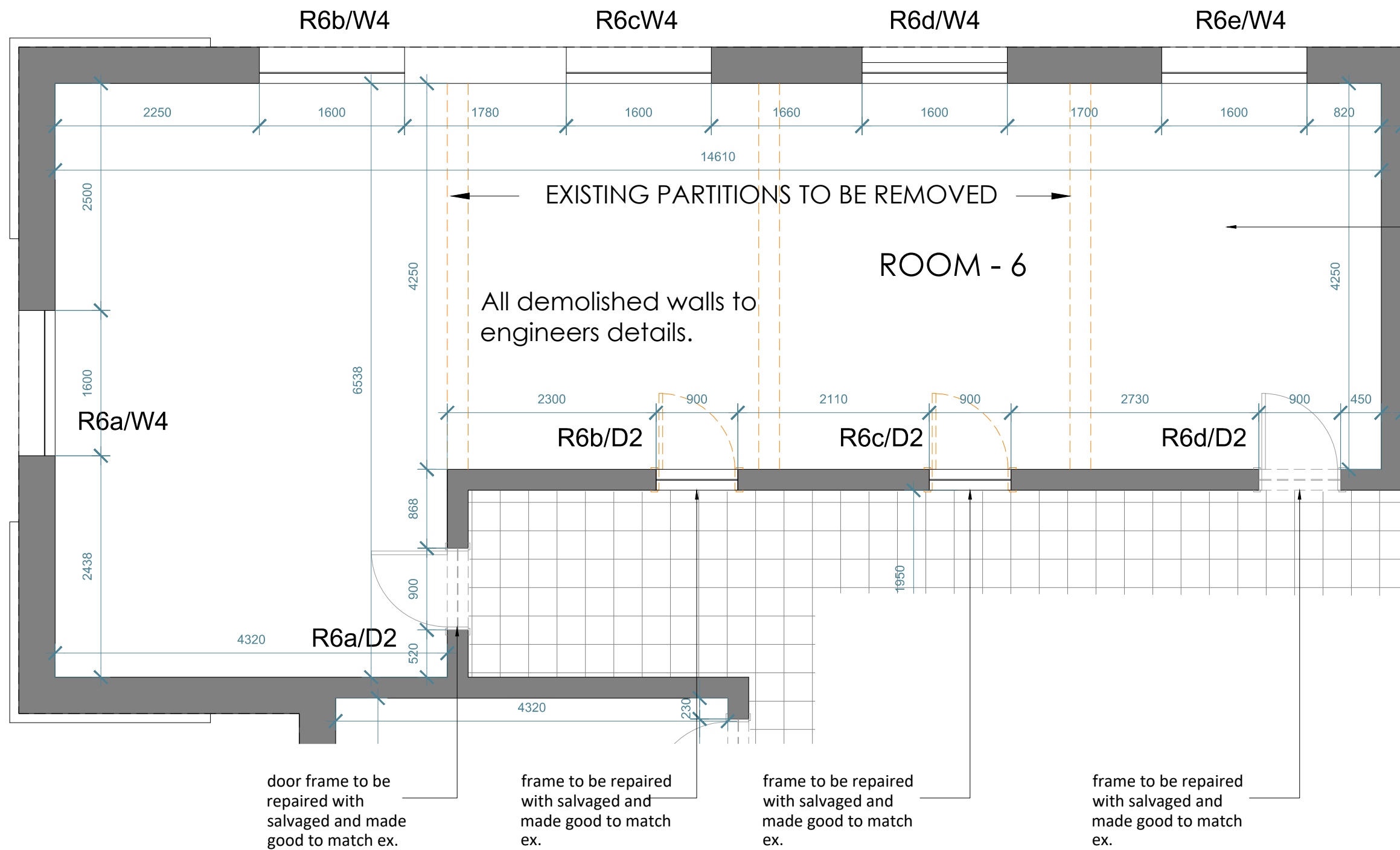
P.O.BOX 37188
 OVERPORT
 DURBAN
 4067
 TELE : 2097245/6
 FAX : 2097247
 E-MAIL :seedat@ion.co.za
 AHMED.SEEDAT-ARCHITECT
 REG no :3140(S.A.C.A.P)

PROJECT:
 Proposed alterations & refurbishment of the old
 Natal Command headquarters
 at 191 Snell Parade, Durban. battery beach , PTN 2 of 12696 durban

DRAWING TITLE:
 ROOM AND OFFICE DATA
 SHEETS

SCALE:
 1/50
 DRWG.No:
 21126

DATE:
 20-09-2023
 PAGE.No:
 2



ROOM NO.6 - FIRST FLOOR (NORTH WING)

ROOM NAME - ROOM 6

P.O.BOX 37188
 OVERPORT
 DURBAN
 4067
 TELE : 2097245/6
 FAX : 2097247
 E-MAIL :seedat@ion.co.za
 AHMED.SEEDAT-ARCHITECT
 REG no :3140(S.A.C.A.P)

PROJECT:
 Proposed alterations & refurbishment of the old
 Natal Command headquarters
 at 191 Snell Parade, Durban. battery beach , PTN 2 of 12696 durban

SCALE:
 1/50

DRWG.No:
 21126

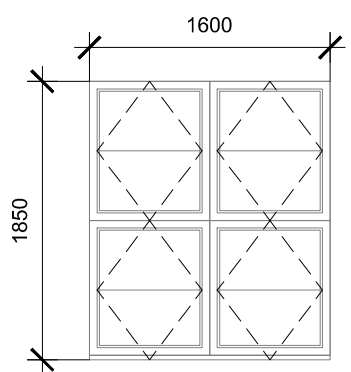
DRAWING TITLE:
 ROOM AND OFFICE DATA
 SHEETS

DATE:
 20-09-2023

PAGE.No:
 1

ROOM - 6-FIRST FLOOR

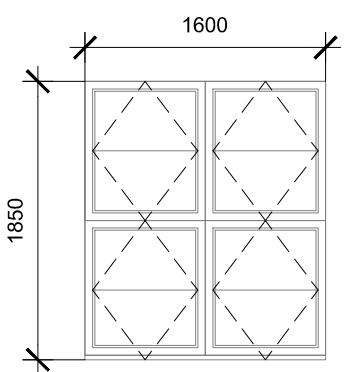
r6a/W4



Replace (4 off) missing window handles with brass window combination stay & fastener 300mm
 NB: fix with brass screws
 Hinges: Window hinges to be inspected, serviced or replaced if required with brass butt hinge and brass screws or equally approved

WINDOW: R6a/W4
 General note:
 All window frames & casements to be fixed where damaged.
 Filled, sanded & sealed as per specifications.

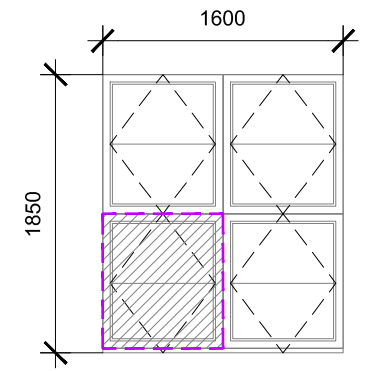
r6b/W4



Replace (4 off) missing window handles with brass window combination stay & fastener 300mm
 NB: fix with brass screws
 Hinges: Window hinges to be inspected, serviced or replaced if required with brass butt hinge and brass screws or equally approved

WINDOW: R6b/W4
 General note:
 All window frames & casements to be fixed where damaged.
 Filled, sanded & sealed as per specifications.

r6c/W4

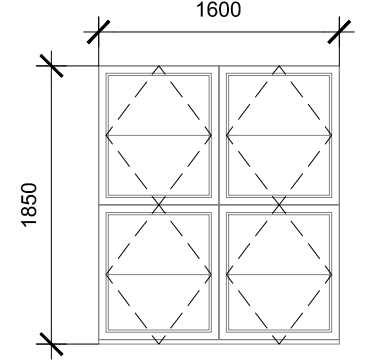


Replace (4 off) missing window handles with brass window combination stay & fastener 300mm
 NB: fix with brass screws
 Hinges: Window hinges to be inspected, serviced or replaced if required with brass butt hinge and brass screws or equally approved

WINDOW: R6c/W4
 General note:
 All window frames & casements to be fixed where damaged.
 Filled, sanded & sealed as per specifications.

Replace (1 off) missing timber window sash and glazing to match existing
 replace glazing with 6mm toughened safety glass or equally approved as per SANS10400 part N

r6d/W4

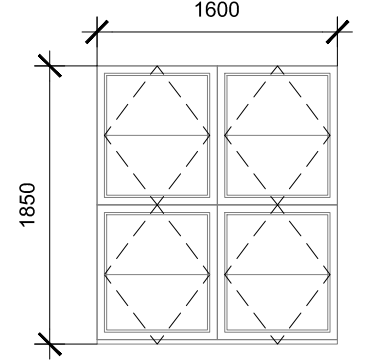


Replace (4 off) missing window handles with brass window combination stay & fastener 300mm
 NB: fix with brass screws
 Hinges: Window hinges to be inspected, serviced or replaced if required with brass butt hinge and brass screws or equally approved

WINDOW: R6d/W4
 General note:
 All window frames & casements to be fixed where damaged.
 Filled, sanded & sealed as per specifications.

Replace (1 off) missing timber window sash and glazing to match existing
 replace glazing with 6mm toughened safety glass or equally approved as per SANS10400 part N


r6e/W4

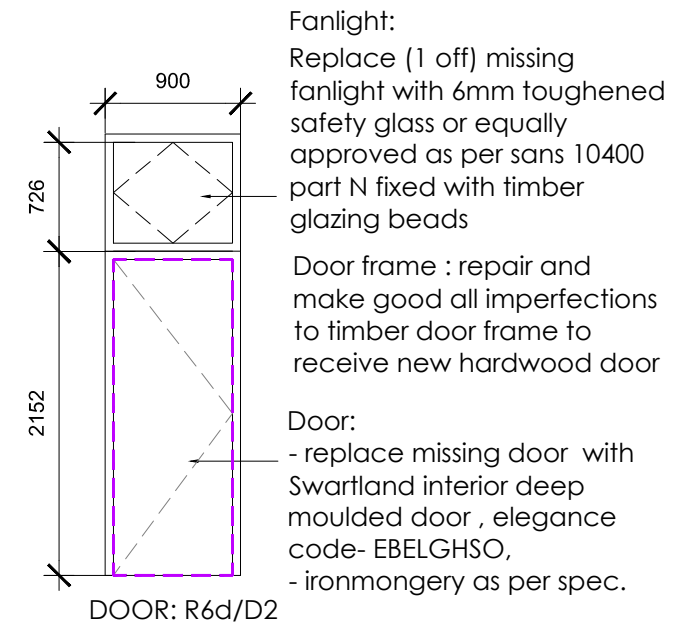
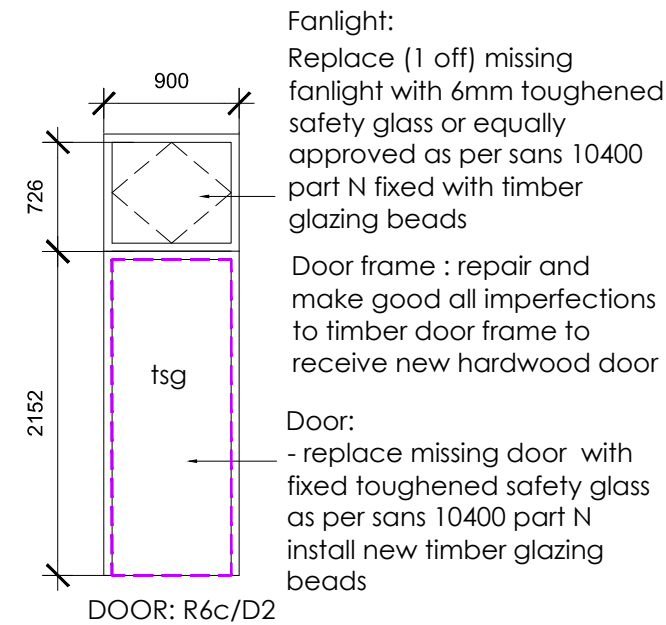
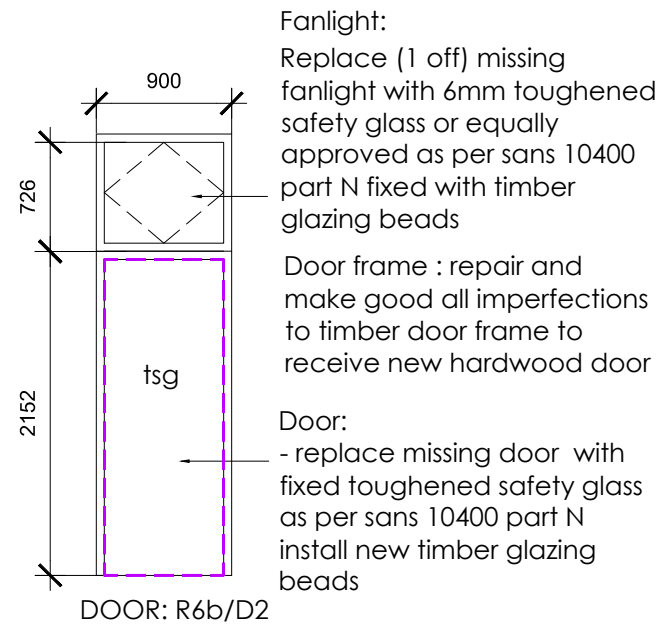
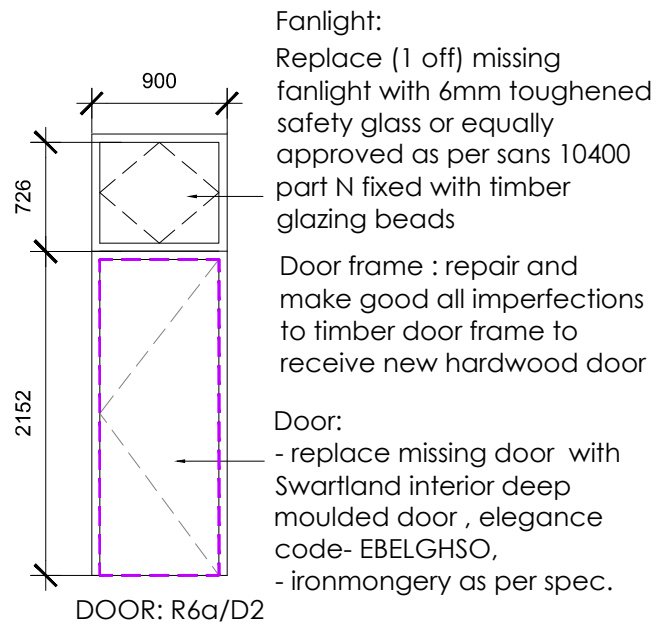


Replace (4 off) missing window handles with brass window combination stay & fastener 300mm
 NB: fix with brass screws
 Hinges: Window hinges to be inspected, serviced or replaced if required with brass butt hinge and brass screws or equally approved


WINDOW: R6e/W4
 General note:
 All window frames & casements to be fixed where damaged.
 Filled, sanded & sealed as per specifications.

Replace (1 off) missing timber window sash and glazing to match existing
 replace glazing with 6mm toughened safety glass or equally approved as per SANS10400 part N

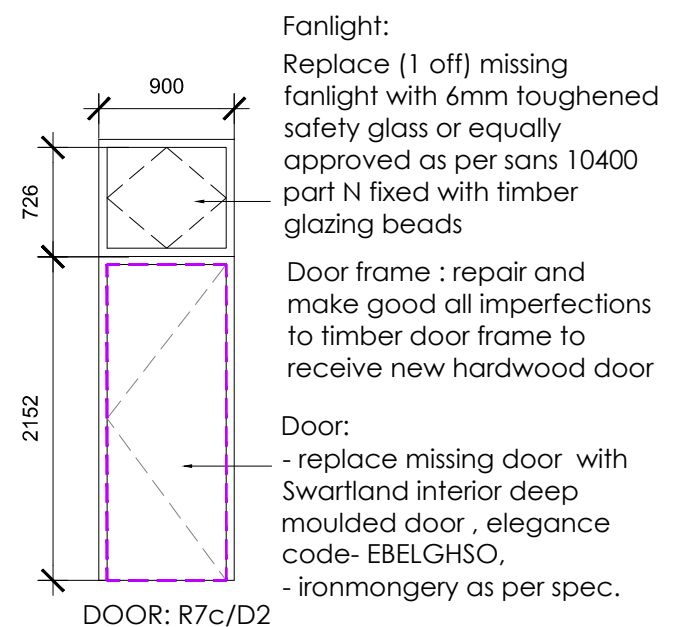
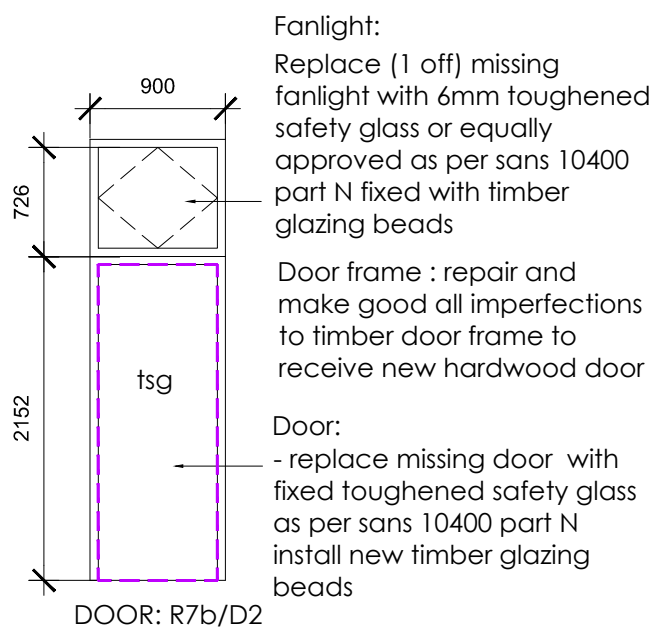
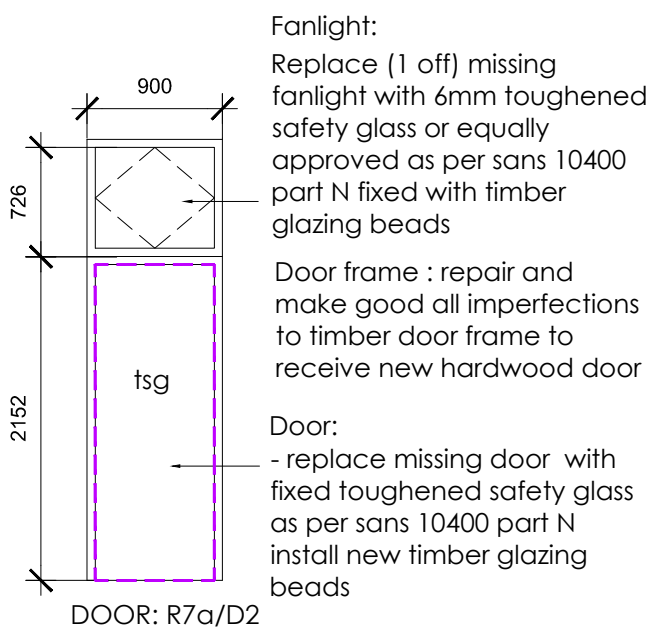
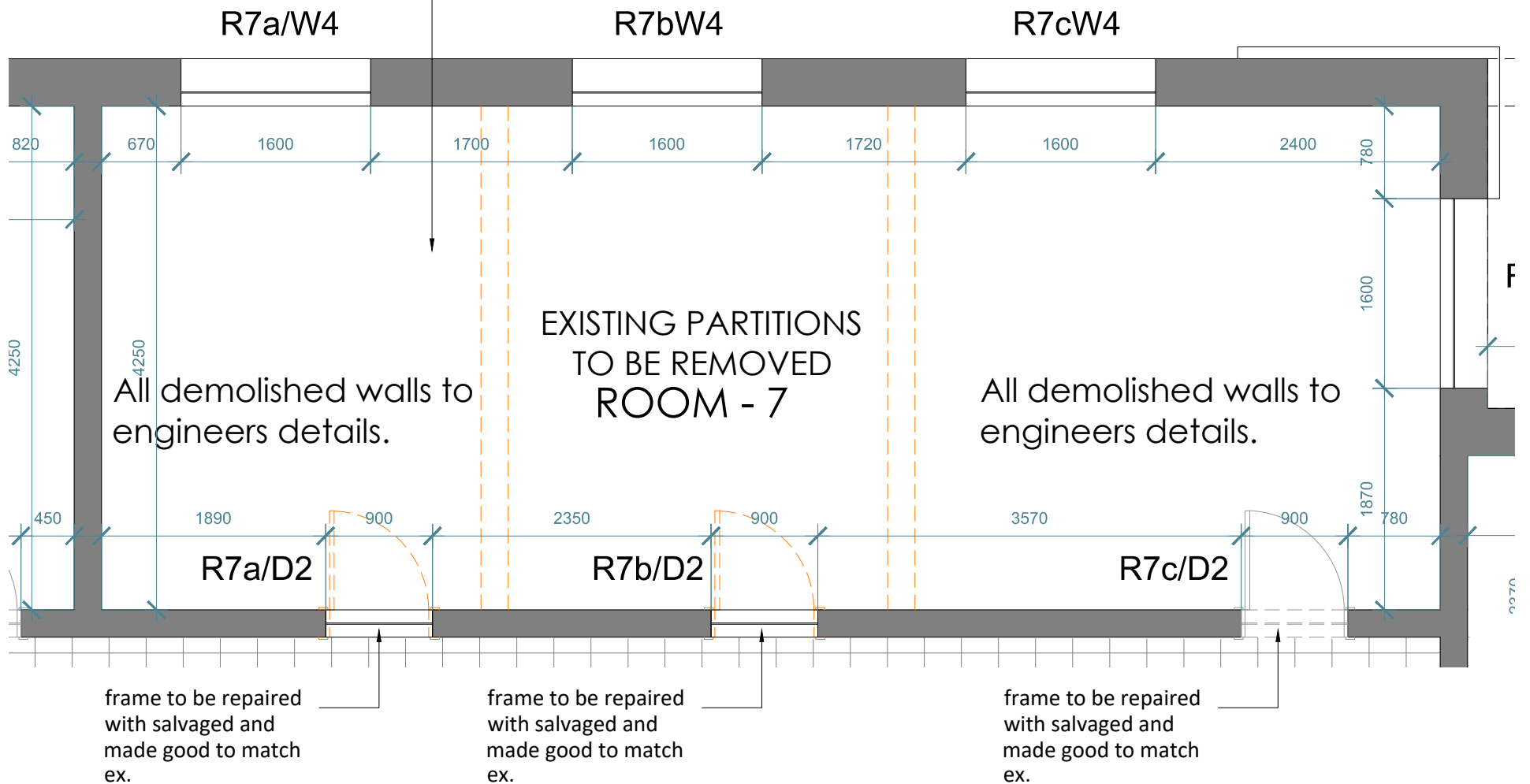
ROOM NO.6 - FIRST FLOOR (NORTH WING)		ROOM NAME - ROOM 6		
 P.O.BOX 37188 OVERPORT DURBAN 4067 TELE : 2097245/6 FAX : 2097247 E-MAIL :seedat@ion.co.za AHMED.SEEDAT-ARCHITECT REG no :3140(S.A.C.A.P)	PROJECT: Proposed alterations & refurbishment of the old Natal Command headquarters at 191 Snell Parade, Durban. battery beach , PTN 2 of 12696 durban		SCALE: 1/50	DRWG.No: 21126
	DRAWING TITLE: ROOM AND OFFICE DATA SHEETS		DATE: 20-09-2023	PAGE.No: 2




FLOOR FINISH	• Repair floor concrete floor as required where damaged. Replace with new floor tiles as per architects specifications - 71.97
SKIRTING	• Skirting: Ex. skirting to be inspected for wood rot & water damage. Replace damaged skirting with salvaged. Sand, repair & seal as per specification
WALL FINISH	• Existing plaster & paint: - Walls to be scraped, treated, fill all imperfections. - Walls to receive new finish as per specifications
CEILING	• 12mm plasterboard ceiling. sand down & apply plascon 2 coats high quality acrylic paint-colour as per specifications 75mm gypsum coved cornice - finish as per ceiling
DADO RAILS	• Dado rail: Ex. dado rail to be inspected for wood rot & water damage. Replace damaged dado rails with salvaged. Sand, repair & seal as per specification.
WINDOW	• Existing Timber Window Frames: - Timber window frames to be inspected for wood rot and water damage. - Affected mullions to be removed and replaces to match. - All damage and broken glass to be replaced with 6mm toughened safety glass as per sans 10400 Part N or equally approved my specialist - Window hinges to be replaced with brass type hinge and secured with brass screws as per schedule Window handles: Window handles to be replaced with brass type handles to match existing and fixed with brass screws as per schedule Windowsill : - Windowsill to be inspected for damage ,and replaced were required - Affected sills to be removed and replaces to match.
DOOR	• Door frame : install salvaged door frame. Repair and make good all imperfections to timber door frame to receive new hardwood door Doors: New door as per door schedule to specifications. Refer to door detail

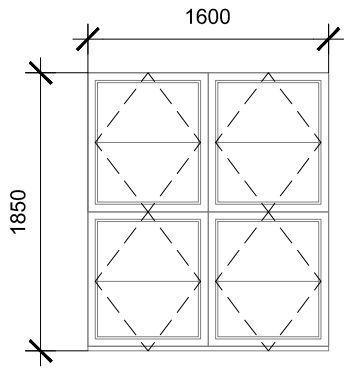
ROOM NO.6 - FIRST FLOOR (NORTH WING)	ROOM NAME - ROOM 3	SCALE:	DRWG.No:
 P.O.BOX 37188 OVERPORT DURBAN 4067 TELE : 2097245/6 FAX : 2097247 E-MAIL :seedat@ion.co.za AHMED.SEEDAT-ARCHITECT REG no :3140(S.A.C.A.P)	PROJECT: Proposed alterations & refurbishment of the old Natal Command headquarters at 191 Snell Parade, Durban. battery beach , PTN 2 of 12696 durban	1/50	21126
	DRAWING TITLE: ROOM AND OFFICE DATA SHEETS	DATE: 20-09-2023	PAGE.No: 3

ex. carpet floor finish and adhesive to be removed in its entire to receive new floor finish as per specifications



ROOM NO.7 - FIRST FLOOR (NORTH WING)		ROOM NAME - ROOM 7		
 <p>P.O.BOX 37188 OVERPORT DURBAN 4067 TELE : 2097245/6 FAX : 2097247 E-MAIL : seedat@ion.co.za AHMED.SEEDAT-ARCHITECT REG no :3140(S.A.C.A.P)</p>	<p>PROJECT: Proposed alterations & refurbishment of the old Natal Command headquarters at 191 Snell Parade, Durban. battery beach , PTN 2 of 12696 durban</p>		<p>SCALE: 1/50</p>	<p>DRWG.No: 21126</p>
	<p>DRAWING TITLE: ROOM AND OFFICE DATA SHEETS</p>		<p>DATE: 20-09-2023</p>	<p>PAGE.No: 1</p>

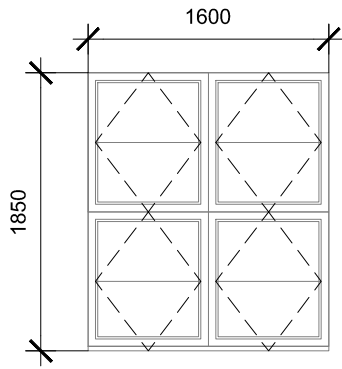
r7a/W4



Replace (4 off) missing window handles with brass window combination stay & fastener 300mm
 NB: fix with brass screws
 Hinges: Window hinges to be inspected, serviced or replaced if required with brass butt hinge and brass screws or equally approved

WINDOW: R7a/W4
 General note:
 All window frames & casements to be fixed where damaged. Filled, sanded & sealed as per specifications.

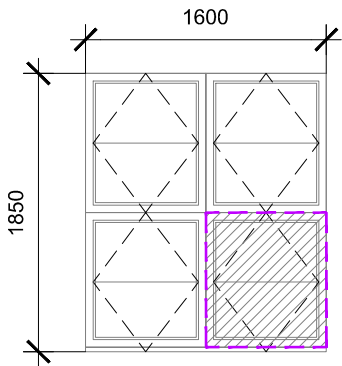
r7b/W4



Replace (4 off) missing window handles with brass window combination stay & fastener 300mm
 NB: fix with brass screws
 Hinges: Window hinges to be inspected, serviced or replaced if required with brass butt hinge and brass screws or equally approved

WINDOW: R7b/W4
 General note:
 All window frames & casements to be fixed where damaged. Filled, sanded & sealed as per specifications.

r7c/W4

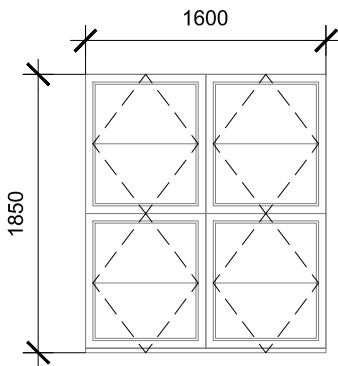


Replace (4 off) missing window handles with brass window combination stay & fastener 300mm
 NB: fix with brass screws
 Hinges: Window hinges to be inspected, serviced or replaced if required with brass butt hinge and brass screws or equally approved

Replace (1 off) missing timber window sash and glazing to match existing
 replace glazing with 6mm toughened safety glass or equally approved as per SANS10400 part N

WINDOW: R7c/W4
 General note:
 All window frames & casements to be fixed where damaged. Filled, sanded & sealed as per specifications.


r7d/W4

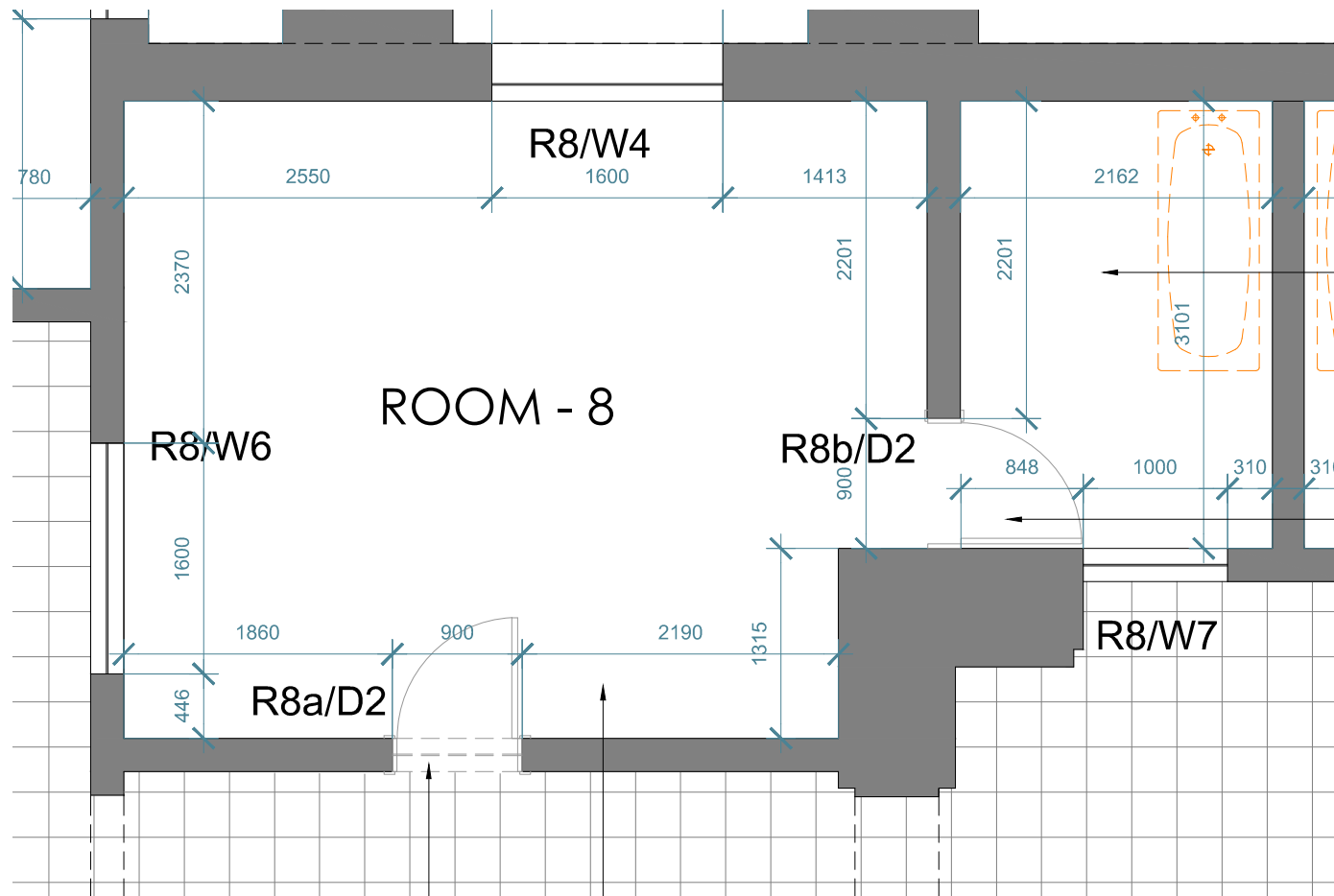


Replace (4 off) missing window handles with brass window combination stay & fastener 300mm
 NB: fix with brass screws
 Hinges: Window hinges to be inspected, serviced or replaced if required with brass butt hinge and brass screws or equally approved

WINDOW: R7d/W4
 General note:
 All window frames & casements to be fixed where damaged. Filled, sanded & sealed as per specifications.

FLOOR FINISH • Repair floor concrete floor as required where damaged. Replace with new floor tiles as per architects specifications - 47.98sqm	
SKIRTING	• Skirting: Ex. skirting to be inspected for wood rot & water damage. Replace damaged skirting with salvaged. Sand, repair & seal as per specification
WALL FINISH	• Existing plaster & paint: - Walls to be scraped, treated, fill all imperfections. - Walls to receive new finish as per specifications
CEILING	• 12mm plasterboard ceiling. sand down & apply plascon 2 coats high quality acrylic paint-colour as per specifications 75mm gypsum coved cornice - finish as per ceiling
DADO RAILS	• Dado rail: Ex. dado rail to be inspected for wood rot & water damage. Replace damaged dado rails with salvaged. Sand, repair & seal as per specification.
WINDOW	• Existing Timber Window Frames: - Timber window frames to be inspected for wood rot and water damage. - Affected mullions to be removed and replaces to match. - All damage and broken glass to be replaced with 6mm toughened safety glass as per sans 10400 Part N or equally approved my specialist - Window hinges to be replaced with brass type hinge and secured with brass screws as per schedule Window handles: Window handles to be replaced with brass type handles to match existing and fixed with brass screws as per schedule Windowsill : - Windowsill to be inspected for damage ,and replaced were required - Affected sills to be removed and replaces to match.
DOOR	• Door frame : install salvaged door frame. Repair and make good all imperfections to timber door frame to receive new hardwood door Doors: New door as per door schedule to specifications. Refer to door detail

ROOM NO.7 - FIRST FLOOR (NORTH WING)		ROOM NAME - ROOM 7	
 P.O.BOX 37188 OVERPORT DURBAN 4067 TELE : 2097245/6 FAX : 2097247 E-MAIL :seedat@ion.co.za AHMED.SEEDAT-ARCHITECT REG no :3140(S.A.C.A.P)	PROJECT: Proposed alterations & refurbishment of the old Natal Command headquarters at 191 Snell Parade, Durban. battery beach , PTN 2 of 12696 durban	SCALE:	DRWG.No:
	DRAWING TITLE: ROOM AND OFFICE DATA SHEETS	DATE:	21126
		1/50	2
		20-09-2023	



ex.tile floor finish to be removed in its entire to receive new floor finish as per specifications

frame to be repaired with salvaged and made good to match ex.

frame to be repaired with salvaged and made good to match ex.

ex.carpet floor finish and adhesive to be removed in its entire to receive new floor finish as per specifications

ROOM NO.8 - FIRST FLOOR (NORTH WING)

ROOM NAME - ROOM 8

P.O.BOX 37188
 OVERPORT
 DURBAN
 4067
 TELE : 2097245/6
 FAX : 2097247
 E-MAIL :seedat@ion.co.za
 AHMED.SEEDAT-ARCHITECT
 REG no :3140(S.A.C.A.P)

PROJECT:
 Proposed alterations & refurbishment of the old
 Natal Command headquarters
 at 191 Snell Parade, Durban. battery beach , PTN 2 of 12696 durban

SCALE:
 1/50

DRWG.No:
 21126

DRAWING TITLE:
 ROOM AND OFFICE DATA
 SHEETS

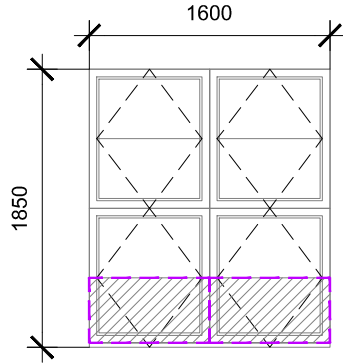
DATE:
 20-09-2023

PAGE.No:
 1



ROOM - 8-FIRST FLOOR

r8/W4



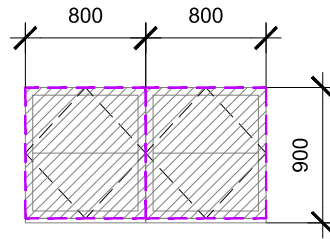
WINDOW: R8/W4

General note:
All window frames & casements to be fixed where damaged. Filled, sanded & sealed as per specifications.

Replace (4 off) missing window handles with brass window combination stay & fastener 300mm
NB: fix with brass screws

Hinges: Window hinges to be inspected, serviced or replaced if required with brass butt hinge and brass screws or equally approved

Replace (2off) missing glazing panes to match existing
replace glazing with 6mm toughened safety glass or equally approved as per SANS10400 part N



WINDOW: R8/W6

General note:
All window frames & casements to be fixed where damaged. Filled, sanded & sealed as per specifications.

Replace (2 off) missing window handles with brass window combination stay & fastener 300mm
NB: fix with brass screws

Hinges: Window hinges to be inspected, serviced or replaced if required with brass butt hinge and brass screws or equally approved

Replace (2off) missing timber window sash and glazing to match existing
replace glazing with 6mm toughened safety glass or equally approved as per SANS10400 part N

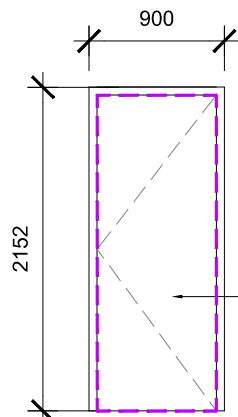
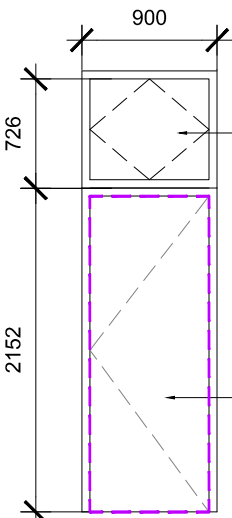
Fanlight:

Replace (1 off) missing fanlight with 6mm toughened safety glass or equally approved as per sans 10400 part N fixed with timber glazing beads

Door frame : repair and make good all imperfections to timber door frame to receive new hardwood door

Door:
- replace missing door with Swartland interior deep moulded door , elegance code- EBELGHSO,
- ironmongery as per spec.

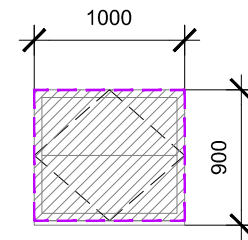
DOOR: R8a/D2



DOOR: R8b/D2

Door frame : repair and make good all imperfections to timber door frame to receive new hardwood door

Door:
- replace missing door with Swartland interior deep moulded door , elegance code- EBELGHSO,
- ironmongery as per spec.



WINDOW: R8/W7

General note:
All window frames & casements to be fixed where damaged. Filled, sanded & sealed as per specifications.

Replace (1 off) missing window handles with brass window combination stay & fastener 300mm
NB: fix with brass screws

Hinges: Window hinges to be inspected, serviced or replaced if required with brass butt hinge and brass screws or equally approved

Replace (1off) missing timber window sash and glazing to match existing
replace glazing with 6mm toughened safety glass or equally approved as per SANS10400 part N

FLOOR FINISH • Repair floor concrete floor as required where damaged. Replace with new floor tiles as per architects specifications - 31.17sqm

SKIRTING • Skirting: Ex. skirting to be inspected for wood rot & water damage. Replace damaged skirting with salvaged. Sand, repair & seal as per specification

WALL FINISH • Existing plaster & paint:
- Walls to be scraped, treated, fill all imperfections.
- Walls to receive new finish as per specifications

CEILING • 12mm plasterboard ceiling. sand down & apply plascon 2 coats high quality acrylic paint-colour as per specifications
75mm gypsum coved cornice - finish as per ceiling

DADO RAILS • Dado rail: Ex. dado rail to be inspected for wood rot & water damage. Replace damaged dado rails with salvaged. Sand, repair & seal as per specification.

WINDOW • Existing Timber Window Frames:
- Timber window frames to be inspected for wood rot and water damage.
- Affected mullions to be removed and replaces to match.
- All damage and broken glass to be replaced with 6mm toughened safety glass as per sans 10400 Part N or equally approved my specialist
- Window hinges to be replaced with brass type hinge and secured with brass screws as per schedule
Window handles:
Window handles to be replaced with brass type handles to match existing and fixed with brass screws as per schedule
Windowsill :
- Windowsill to be inspected for damage ,and replaced were required
- Affected sills to be removed and replaces to match.

DOOR • Door frame : install salvaged door frame. Repair and make good all imperfections to timber door frame to receive new hardwood door
Doors: New door as per door schedule to specifications. Refer to door detail

ROOM NO.8 - FIRST FLOOR (NORTH WING)

ROOM NAME - ROOM 8



P.O.BOX 37188
OVERPORT
DURBAN
4067
TELE : 2097245/6
FAX : 2097247
E-MAIL : seedat@ion.co.za
AHMED.SEEDAT-ARCHITECT
REG no :3140(S.A.C.A.P)

PROJECT:
Proposed alterations & refurbishment of the old
Natal Command headquarters
at 191 Snell Parade, Durban. battery beach , PTN 2 of 12696 durban

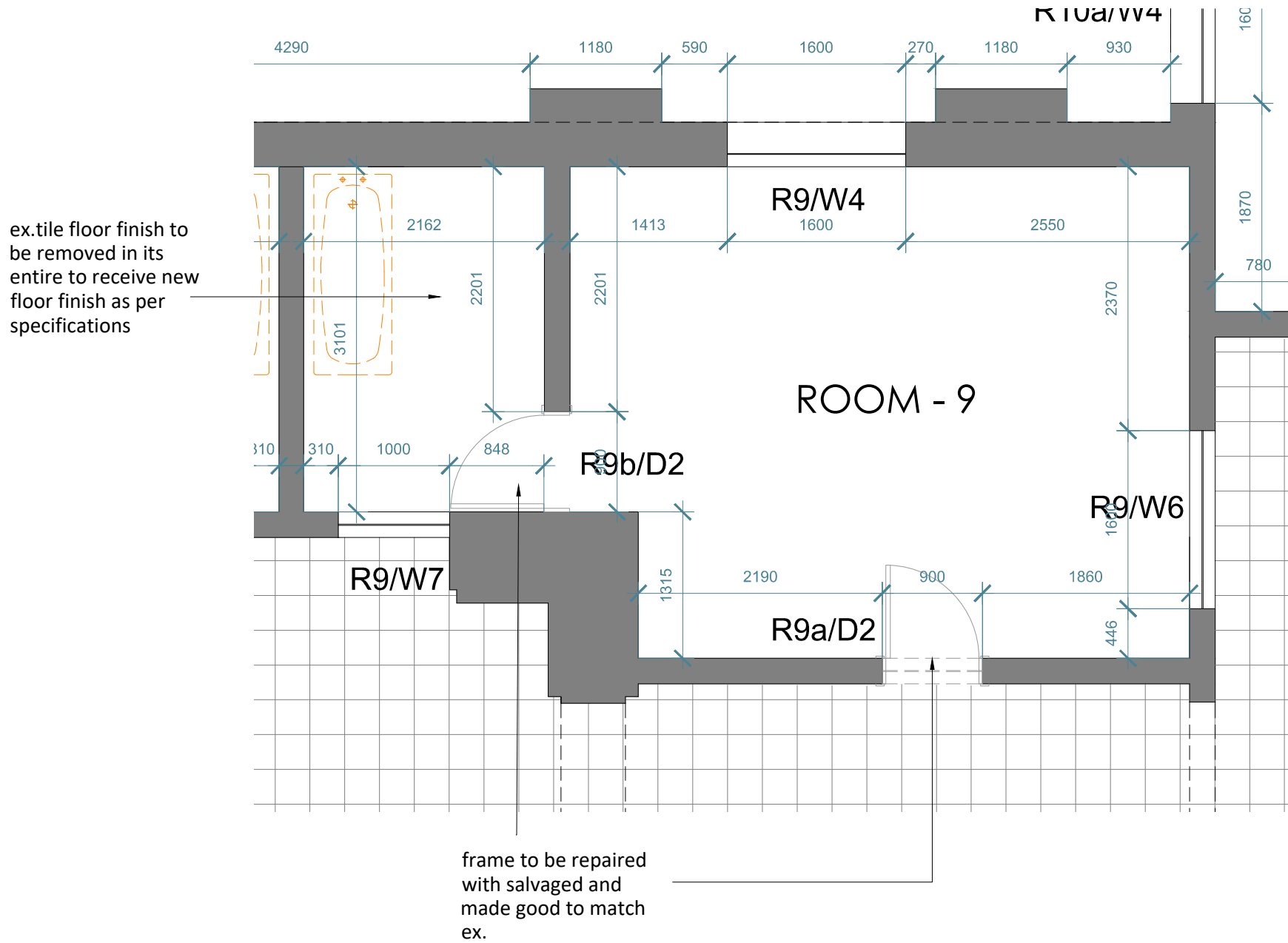
DRAWING TITLE:
ROOM AND OFFICE DATA
SHEETS

SCALE:
1/50

DRWG.No:
21126

DATE:
20-09-2023

PAGE.No:
2



ROOM NO.9 - FIRST FLOOR (NORTH WING)

ROOM NAME - ROOM 9

P.O.BOX 37188
 OVERPORT
 DURBAN
 4067
 TELE : 2097245/6
 FAX : 2097247
 E-MAIL :seedat@ion.co.za
 AHMED.SEEDAT-ARCHITECT
 REG no :3140(S.A.C.A.P)

PROJECT:
 Proposed alterations & refurbishment of the old
 Natal Command headquarters
 at 191 Snell Parade, Durban. battery beach , PTN 2 of 12696 durban

SCALE:
 1/50

DRWG.No:
 21126

DRAWING TITLE:
 ROOM AND OFFICE DATA
 SHEETS

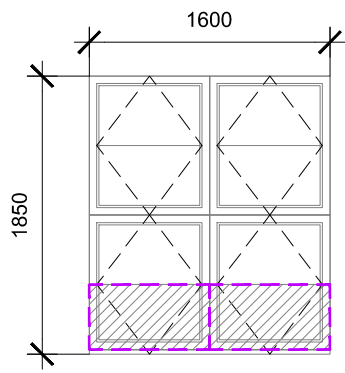
DATE:
 20-09-2023

PAGE.No:
 1



ROOM - 9-FIRST FLOOR

r9/W4

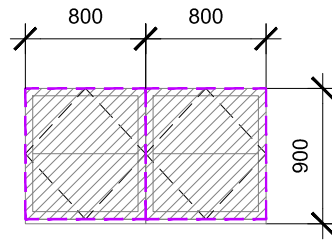


WINDOW: R9/W4

General note:
All window frames & casements to be fixed where damaged.
Filled, sanded & sealed as per specifications.

Replace (4 off) missing window handles with brass window combination stay & fastener 300mm
NB: fix with brass screws
Hinges: Window hinges to be inspected, serviced or replaced if required with brass butt hinge and brass screws or equally approved

Replace (2off) missing glazing panes to match existing
replace glazing with 6mm toughened safety glass or equally approved as per SANS10400 part N



WINDOW: R9/W6

General note:
All window frames & casements to be fixed where damaged.
Filled, sanded & sealed as per specifications.

Replace (2 off) missing window handles with brass window combination stay & fastener 300mm
NB: fix with brass screws
Hinges: Window hinges to be inspected, serviced or replaced if required with brass butt hinge and brass screws or equally approved

Replace (2off) missing timber window sash and glazing to match existing
replace glazing with 6mm toughened safety glass or equally approved as per SANS10400 part N

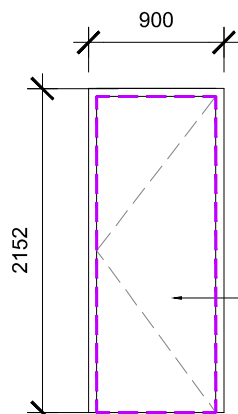
Fanlight:

Replace (1 off) missing fanlight with 6mm toughened safety glass or equally approved as per sans 10400 part N fixed with timber glazing beads

Door frame : repair and make good all imperfections to timber door frame to receive new hardwood door

Door:
- replace missing door with Swartland interior deep moulded door , elegance code- EBELGHSO,
- ironmongery as per spec.

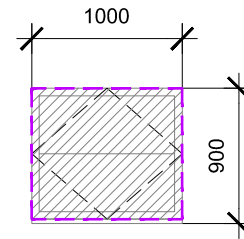
DOOR: R9a/D2



DOOR: R9b/D2

Door frame : repair and make good all imperfections to timber door frame to receive new hardwood door

Door:
- replace missing door with Swartland interior deep moulded door , elegance code- EBELGHSO,
- ironmongery as per spec.




WINDOW: R9/W7

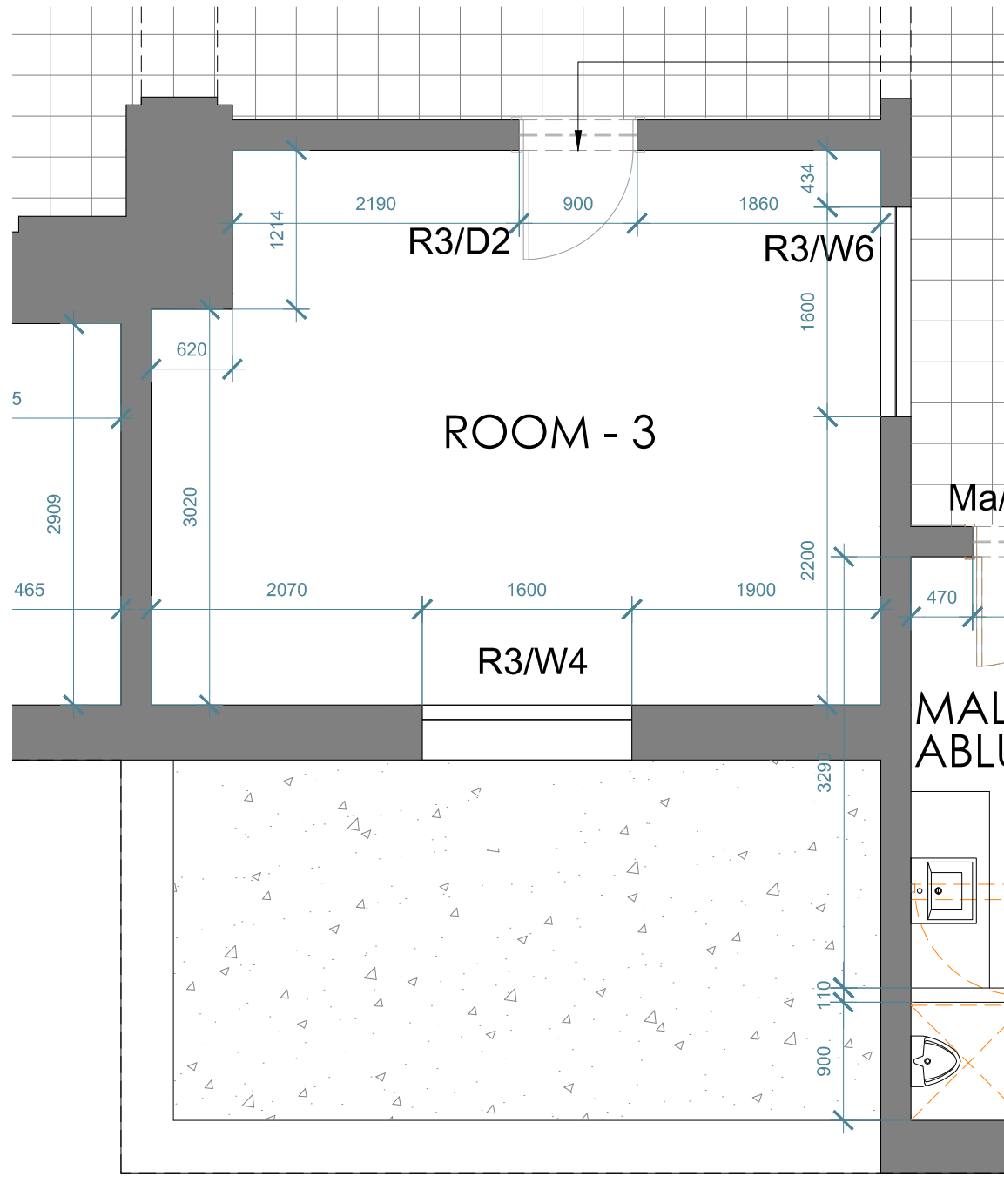
General note:
All window frames & casements to be fixed where damaged.
Filled, sanded & sealed as per specifications.

Replace (1 off) missing window handles with brass window combination stay & fastener 300mm
NB: fix with brass screws
Hinges: Window hinges to be inspected, serviced or replaced if required with brass butt hinge and brass screws or equally approved


Replace (1 off) missing timber window sash and glazing to match existing
replace glazing with 6mm toughened safety glass or equally approved as per SANS10400 part N

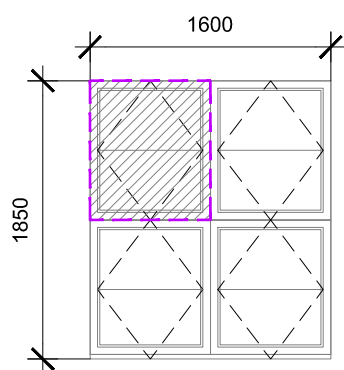
FLOOR FINISH	• Repair floor concrete floor as required where damaged. Replace with new floor tiles as per architects specifications -31.17sqm
SKIRTING	• Skirting: Ex. skirting to be inspected for wood rot & water damage. Replace damaged skirting with salvaged. Sand, repair & seal as per specification
WALL FINISH	• Existing plaster & paint: - Walls to be scraped, treated, fill all imperfections. - Walls to receive new finish as per specifications
CEILING	• 12mm plasterboard ceiling. sand down & apply plascon 2 coats high quality acrylic paint-colour as per specifications 75mm gypsum coved cornice - finish as per ceiling
DADO RAILS	• Dado rail: Ex. dado rail to be inspected for wood rot & water damage. Replace damaged dado rails with salvaged. Sand, repair & seal as per specification.
WINDOW	• Existing Timber Window Frames: - Timber window frames to be inspected for wood rot and water damage. - Affected mullions to be removed and replaces to match. - All damage and broken glass to be replaced with 6mm toughened safety glass as per sans 10400 Part N or equally approved my specialist - Window hinges to be replaced with brass type hinge and secured with brass screws as per schedule Window handles: Window handles to be replaced with brass type handles to match existing and fixed with brass screws as per schedule Windowsill : - Windowsill to be inspected for damage ,and replaced were required - Affected sills to be removed and replaces to match.
DOOR	• Door frame : install salvaged door frame. Repair and make good all imperfections to timber door frame to receive new hardwood door Doors: New door as per door schedule to specifications. Refer to door detail

ROOM NO.9 - FIRST FLOOR (NORTH WING)		ROOM NAME - ROOM 3		
 <p>P.O.BOX 37188 OVERPORT DURBAN 4067 TELE : 2097245/6 FAX : 2097247 E-MAIL :seedat@ion.co.za AHMED.SEEDAT-ARCHITECT REG no :3140(S.A.C.A.P)</p>	PROJECT: Proposed alterations & refurbishment of the old Natal Command headquarters at 191 Snell Parade, Durban. battery beach , PTN 2 of 12696 durban		SCALE: 1/50	DRWG.No: 21126
	DRAWING TITLE: ROOM AND OFFICE DATA SHEETS		DATE: 20-09-2023	PAGE.No: 2



frame to be repaired with salvaged and made good to match ex.

ROOM NO.3 - FIRST FLOOR (NORTH WING)		ROOM NAME - ROOM 3		
 P.O.BOX 37188 OVERPORT DURBAN 4067 TELE : 2097245/6 FAX : 2097247 E-MAIL :seedat@ion.co.za AHMED.SEEDAT-ARCHITECT REG no :3140(S.A.C.A.P)	PROJECT: Proposed alterations & refurbishment of the old Natal Command headquarters at 191 Snell Parade, Durban. battery beach , PTN 2 of 12696 durban		SCALE: 1/50	DRWG.No: 21126
	DRAWING TITLE: ROOM AND OFFICE DATA SHEETS		DATE: 20-09-2023	PAGE.No: 1



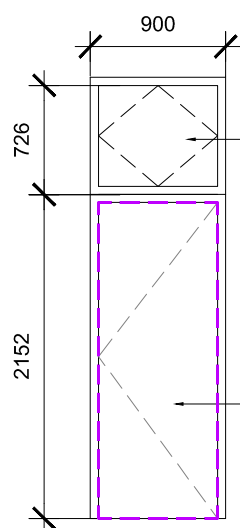
WINDOW: R3/W4

General note:

All window frames & casements to be fixed where damaged. Filled, sanded & sealed as per specifications.

Replace (4 off) missing window handles with brass window combination stay & fastener 300mm
 NB: fix with brass screws
 Hinges: Window hinges to be inspected, serviced or replaced if required with brass butt hinge and brass screws or equally approved

Replace (1 off) missing timber window sash and glazing to match existing
 replace glazing with 6mm toughened safety glass or equally approved as per SANS10400 part N



DOOR: R3/D2

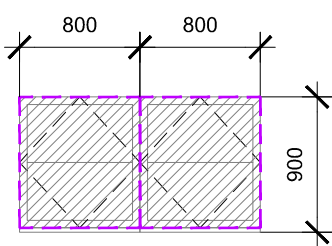
Fanlight:

Replace (1 off) missing fanlight with 6mm toughened safety glass or equally approved as per sans 10400 part N fixed with timber glazing beads

Door frame : repair and make good all imperfections to timber door frame to receive new hardwood door

Door:

- replace missing door with Swartland interior deep moulded door , elegance code- EBELGHSO,
 - ironmongery as per spec.



WINDOW: R3/W6


General note:

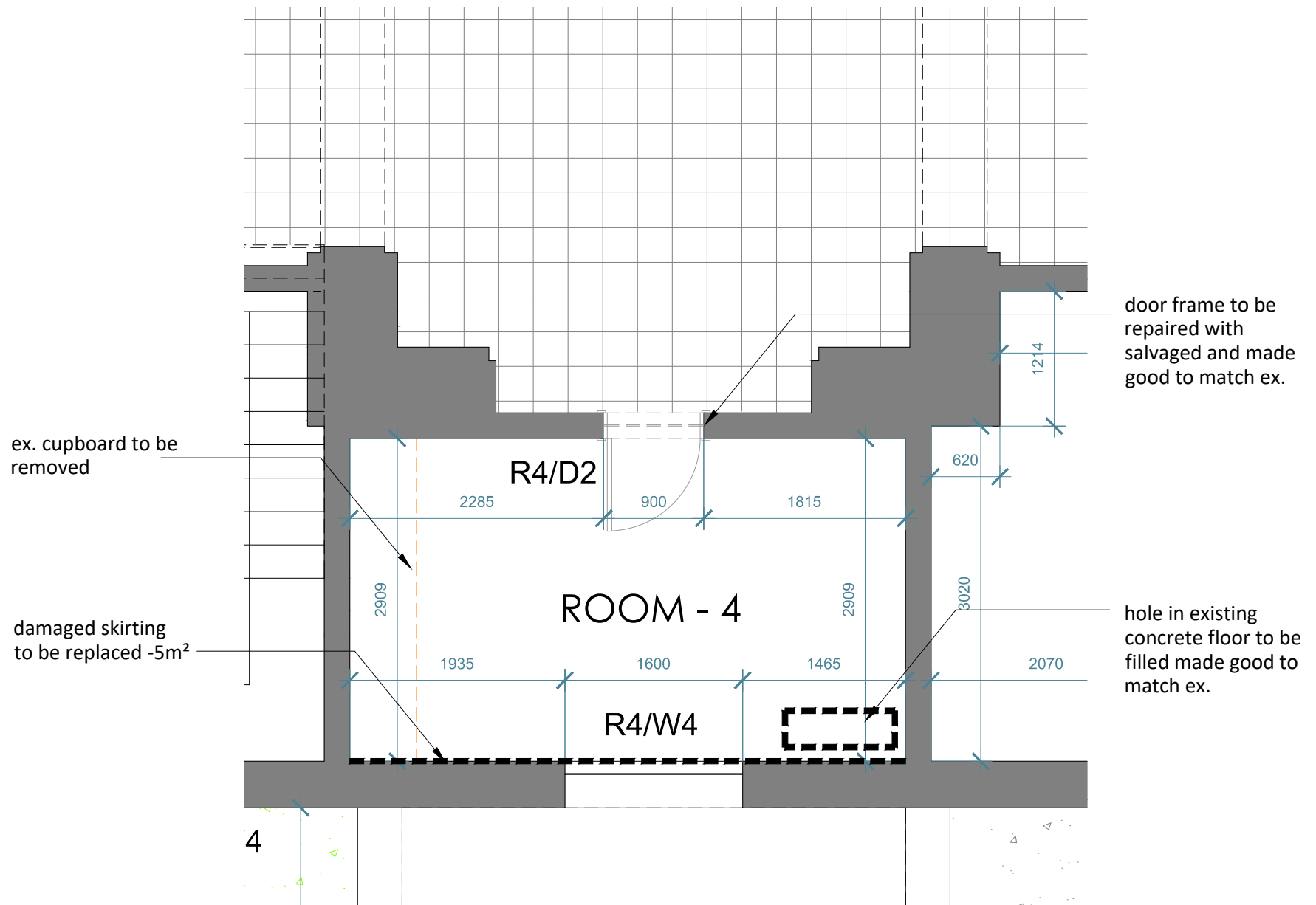
All window frames & casements to be fixed where damaged. Filled, sanded & sealed as per specifications.

Replace (2 off) missing window handles with brass window combination stay & fastener 300mm
 NB: fix with brass screws
 Hinges: Window hinges to be inspected, serviced or replaced if required with brass butt hinge and brass screws or equally approved

Replace (2 off) missing timber window sash and glazing to match existing
 replace glazing with 6mm toughened safety glass or equally approved as per SANS10400 part N

FLOOR FINISH	• ex. concrete floor, floor to be repaired and filled were required to receive new finish as per architects spec. - 22.83sqm
SKIRTING	• Skirting: Ex. skirting to be inspected for wood rot & water damage. Replace damaged skirting with salvaged. Sand, repair & seal as per specification
WALL FINISH	• Existing plaster & paint: - Walls to be scraped, treated, fill all imperfections. - Walls to receive new finish as per specifications
DADO RAILS	• Dado rail: Ex. dado rail to be inspected for wood rot & water damage. Replace damaged dado rails with salvaged. Sand, repair & seal as per specification.
CEILING	• 12mm plasterboard ceiling. sand down & apply plascon 2 coats high quality acrylic paint-colour as per specifications 75mm gypsum coved cornice - finish as per ceiling
WINDOW	• Existing Timber Window Frames: - Timber window frames to be inspected for wood rot and water damage. - Affected mullions to be removed and replaces to match. - All damage and broken glass to be replaced with 6mm toughened safety glass as per sans 10400 Part N or equally approved my specialist - Window hinges to be replaced with brass type hinge and secured with brass screws as per schedule Window handles: Window handles to be replaced with brass type handles to match existing and fixed with brass screws as per schedule Windowsill : - Windowsill to be inspected for damage ,and replaced were required - Affected sills to be removed and replaces to match.
DOOR	• Timber door frames to be inspected for wood rot and water damage. door frames to be repaired with salvaged and made good to match ex. Doors: Refer to door detail

ROOM NO.3 - FIRST FLOOR (NORTH WING)	ROOM NAME - ROOM 3	SCALE:	DRWG.No:
 P.O.BOX 37188 OVERPORT DURBAN 4067 TELE : 2097245/6 FAX : 2097247 E-MAIL :seedat@ion.co.za AHMED.SEEDAT-ARCHITECT REG no :3140(S.A.C.A.P)	PROJECT: Proposed alterations & refurbishment of the old Natal Command headquarters at 191 Snell Parade, Durban. battery beach , PTN 2 of 12696 durban	1/50	21126
	DRAWING TITLE: ROOM AND OFFICE DATA SHEETS	DATE: 20-09-2023	PAGE.No: 2



ROOM NO.4 - FIRST FLOOR (NORTH WING)

ROOM NAME - ROOM 4

P.O.BOX 37188
 OVERPORT
 DURBAN
 4067
 TELE : 2097245/6
 FAX : 2097247
 E-MAIL :seedat@ion.co.za
 AHMED.SEEDAT-ARCHITECT
 REG no :3140(S.A.C.A.P)

PROJECT:
 Proposed alterations & refurbishment of the old
 Natal Command headquarters
 at 191 Snell Parade, Durban. battery beach , PTN 2 of 12696 durban

SCALE:
 1/50

DRWG.No:
 21126

DRAWING TITLE:
 ROOM AND OFFICE DATA
 SHEETS

DATE:
 20-09-2023

PAGE.No:
 1

