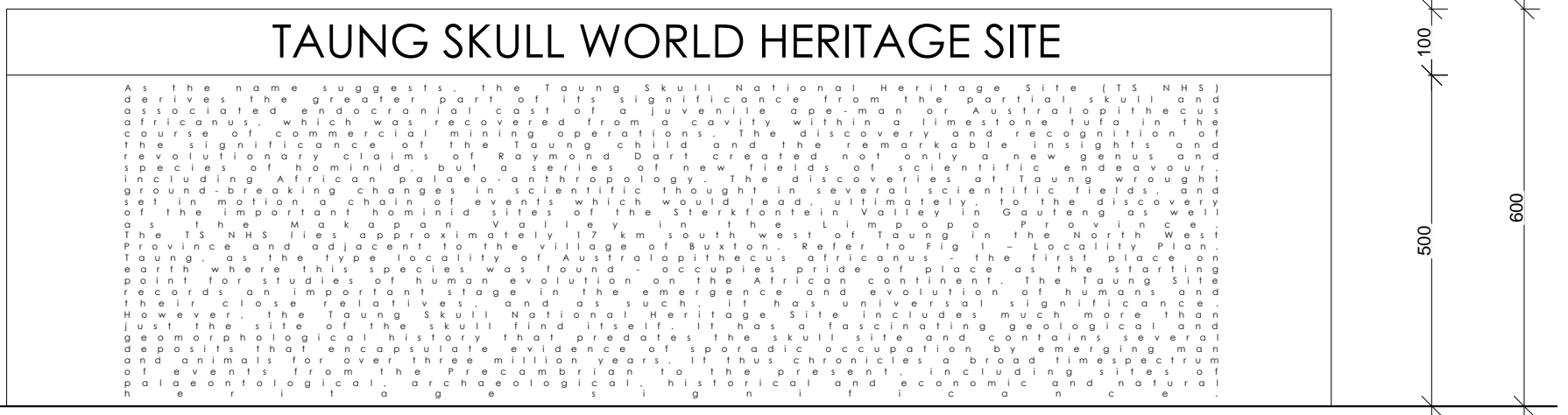

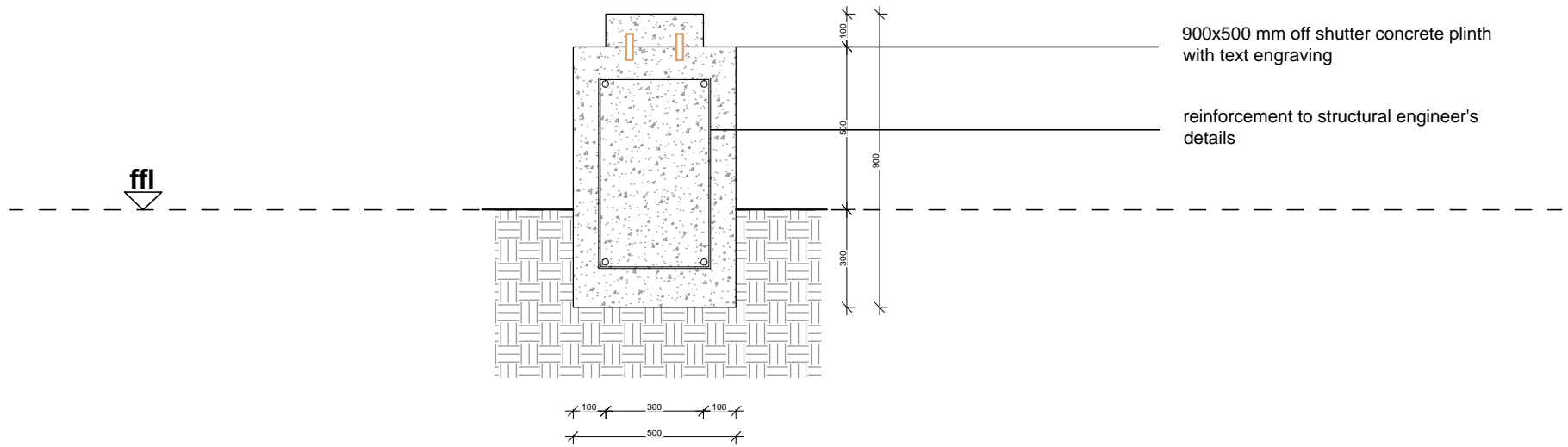



TAUNG SKULL WORLD HERITAGE : SIGNAGE SCHEDULE: EXTERIOR SIGNAGE

TYPE
VARIOUS

Note:
Elevation as viewed from outside



Front elevation
scale 1:10



Plan
scale 1:10

signage panel	25 mm granite top with text engraving
structure	2000 x 600 x 600mm off shutter concrete block
foundation	to structural engineers specifications.
Quantities	15

REVISIONS	DATE	DESCRIPTION
A	2015.06.02	Issued for Tender

MRA mashabane rose associates tel: +27 11 4861057 fax: +27 11 4861097 email: mra@icon.co.za			REV No:
PROJECT TAUNG SKULL WORLD HERITAGE SITE		DATE OF ISSUE: 2015.06.02	A
PROJ No. 265	DRAWING Name. SIGNAGE SCHEDULE -	DRAWING No. 265-HT-TD-502	

NOTES
Figured dimensions to be taken in preference to scaling off drawings. All relevant details, dimensions and levels to be checked on site with the contractor before any work is commenced. The manufacturer is to check all dimensions on the drawing and on the site with the contractor before commencing manufacture. Copyright of the drawing remains the property of Mashabane Rose Associates.