



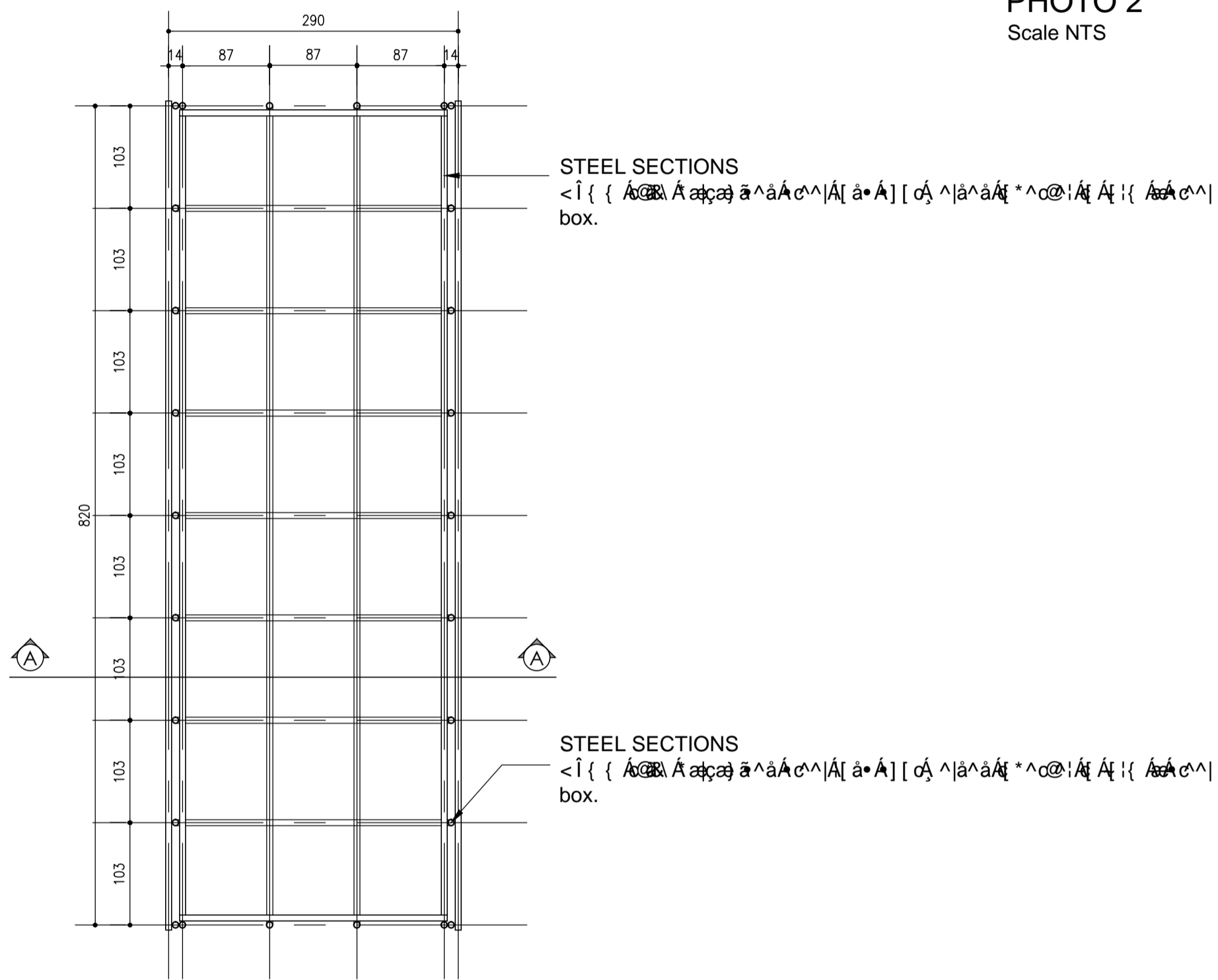
PHOTO 1
Scale NTS



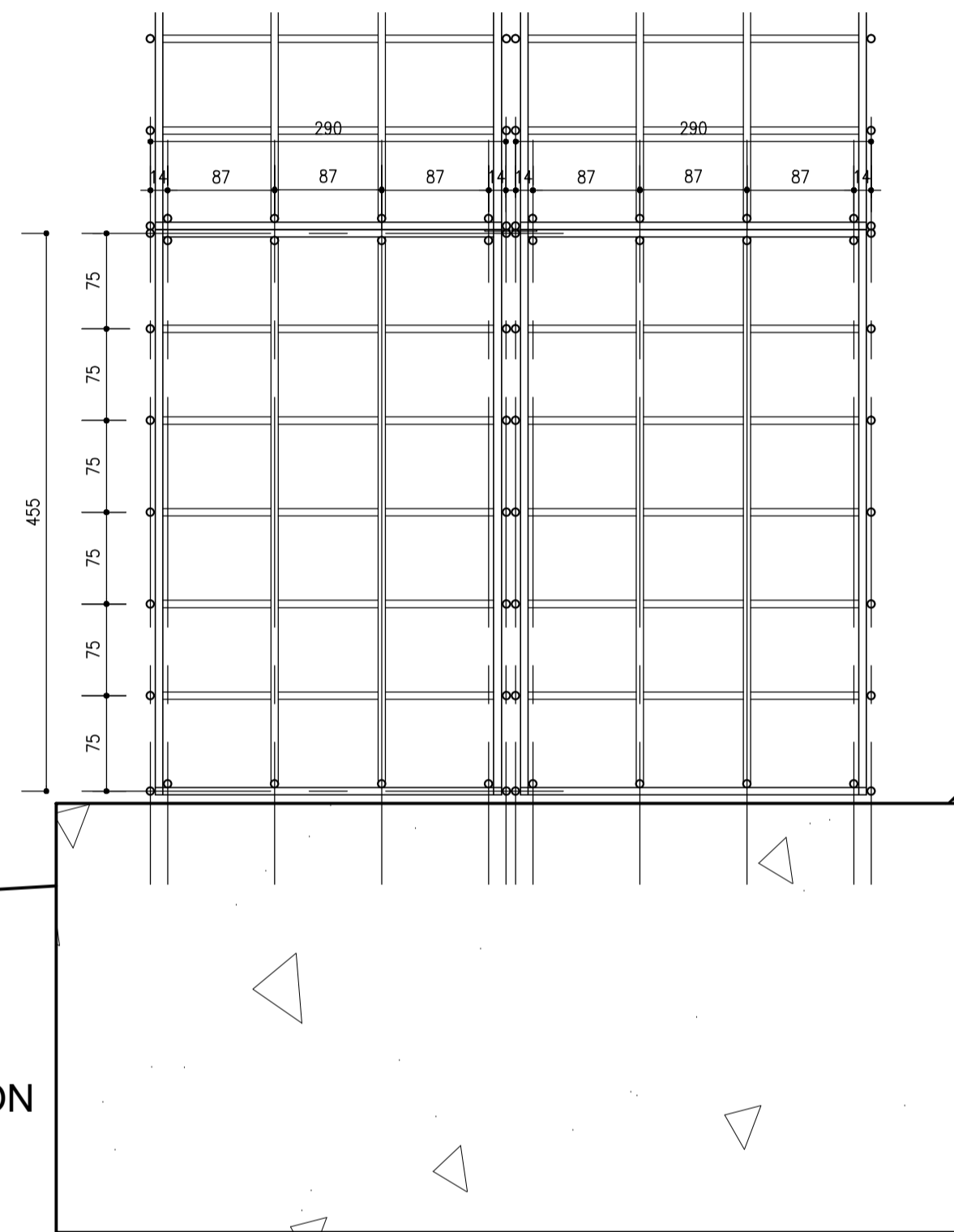
PHOTO 2
Scale NTS



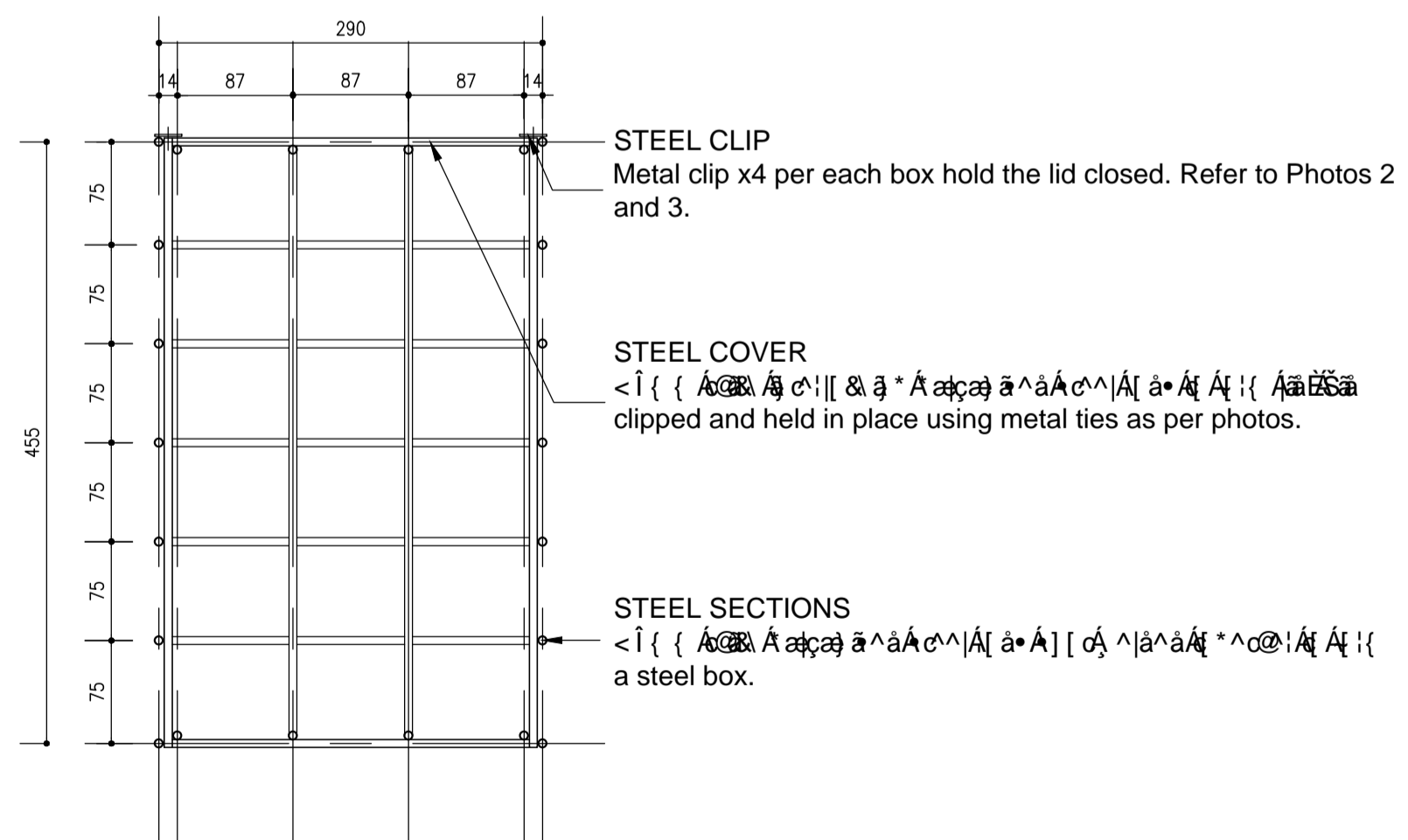
PHOTO 3
Scale NTS



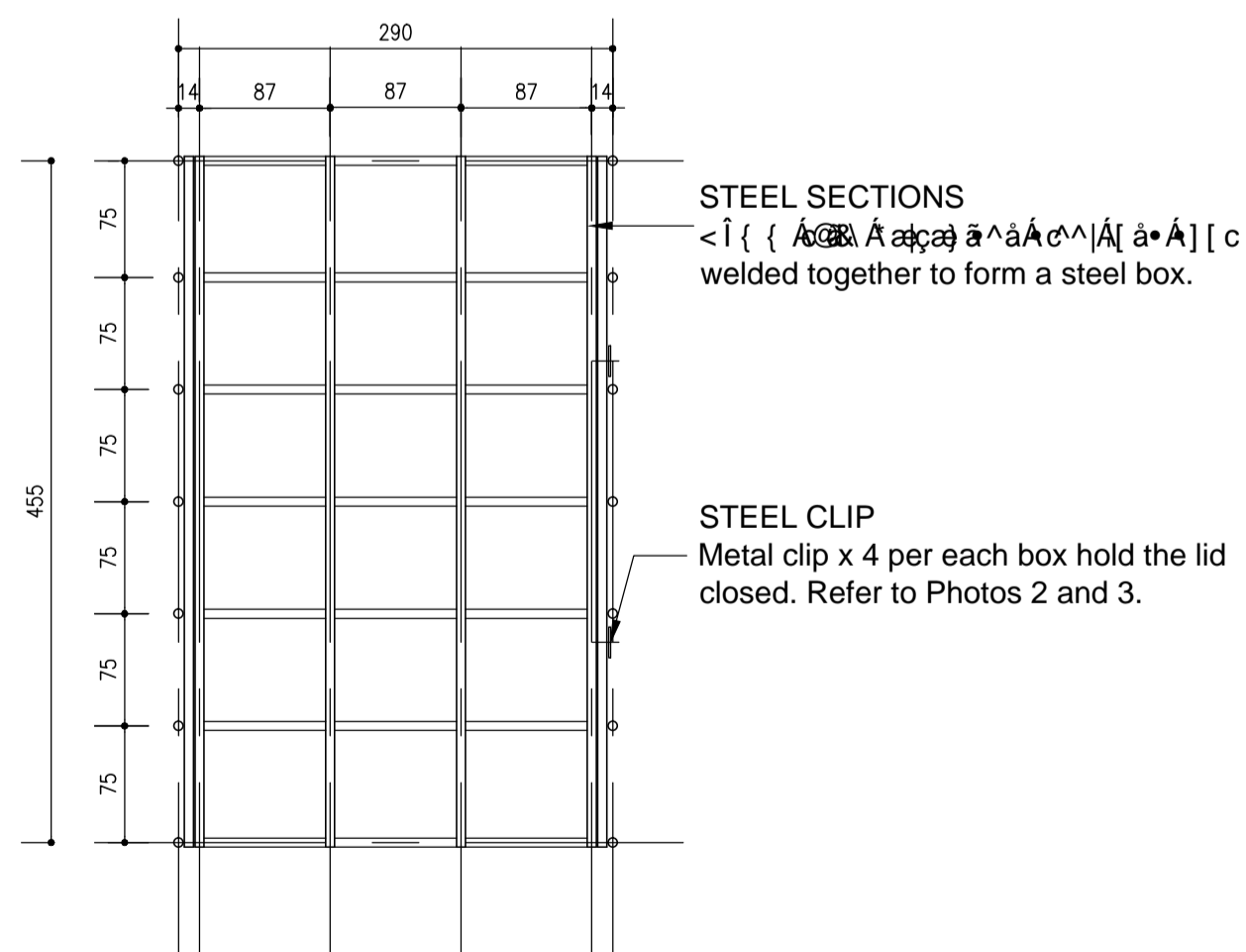
TYPICAL PLAN
Scale 1/5



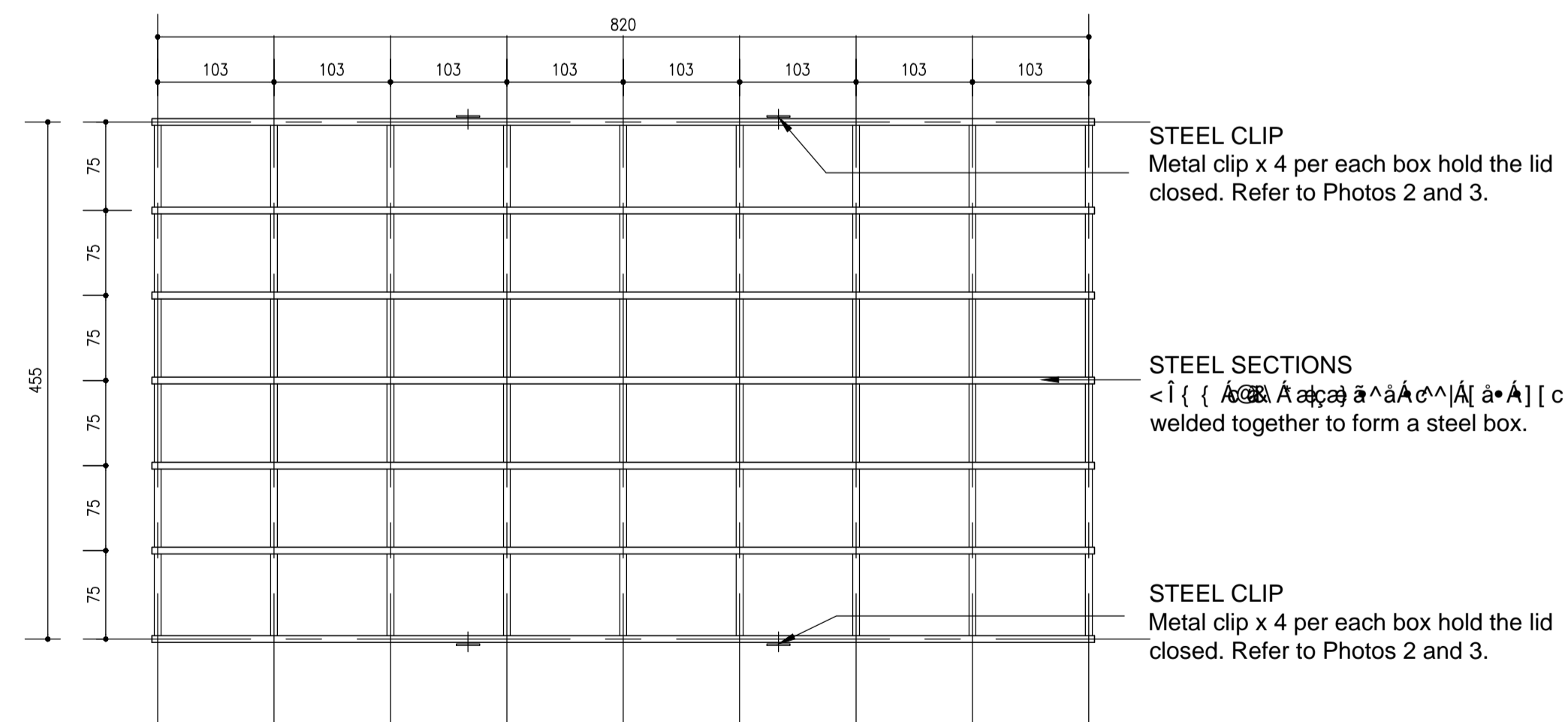
TYPICAL WALL TO FOUNDATION
DETAIL
Scale 1/5



SECTION A-A
Scale 1/5



CROSS ELEVATION
Scale 1/5



LONGITUDINAL ELEVATION
Scale 1/5

POSITION OF NEW WALL TO RECEIVE APPROVAL IN ACCORDANCE TO HIA-EIA AND ARCHEOLOGICAL AUTHORITIES

- NOTES
- All work is to be done in accordance with the National Building Regulations.
 - All materials and workmanship are to comply with the relevant S.A.B.S codes.
 - This drawing is not to be scaled. Figured dimensions to be used. All dimensions are in millimeters unless otherwise stated.
 - This drawing must be read in conjunction with all other the relevant drawings and specifications. All dimensions and levels must be checked on site by the contractor before putting work in.
 - Any discrepancies on the drawings are to be brought to the architects attention by the contractor before putting work in.
 - The contractor must obtain the architects' written confirmation of any instructions which involve a variation to the contract before putting work in hand.
 - All voids, suspended ceilings and partitions to be rodent proof in accordance with the Government rodent proofing regulations.
 - All mechanical and electrical work is to be done in accordance with the National Building Regulations.
 - Contractors and sub-contractors are to check all site dimensions and levels before commencing work. Figured dimensions to be taken in preference to scale dimensions.
 - The architects are to be notified of any variations.
 - The design of this drawing is the copyright of the architects.
 - Each contractor shall be responsible for ensuring the structural stability of all components of his work and ascertain that the main structure is capable of supporting all loads applied thereto.
 - Brickwork ties & central joint by structural engineer

SPECIFIC NOTES

NO	DATE	DESCRIPTION	BY
A	2015.07.28	ISSUED FOR TENDER	GB

client

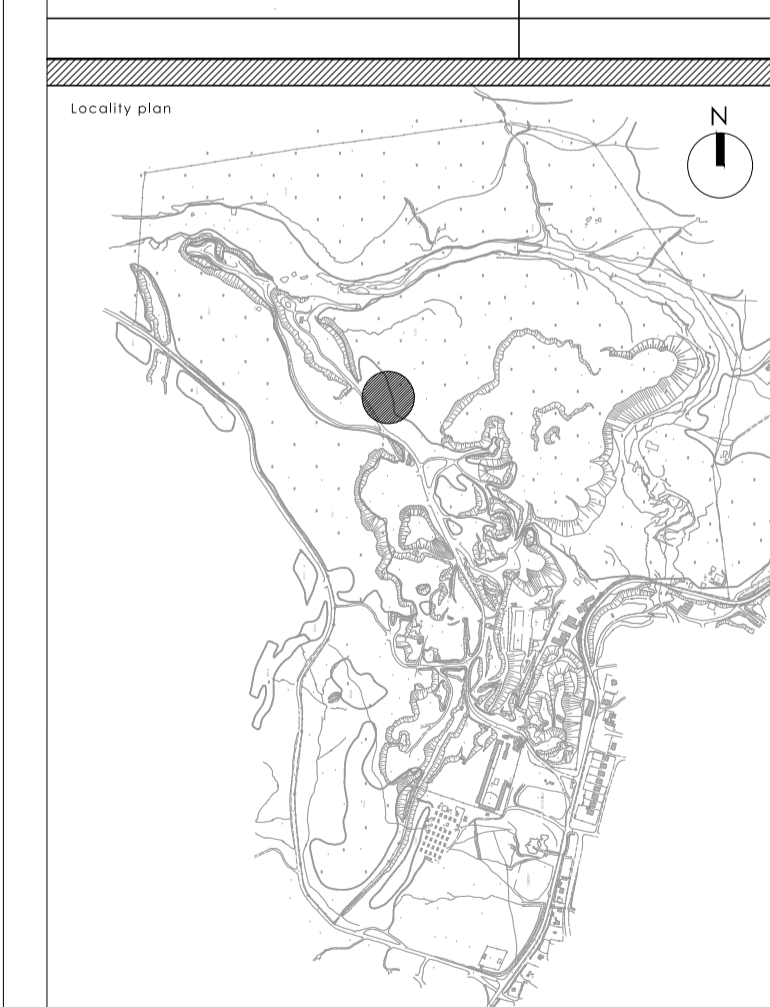
 NORTH WEST RURAL, ENVIRONMENTAL AND AGRICULTURE DEPARTMENT

architects

 Mashabane Rose Associates
 Architects . urban designers . planners

CONSULTANTS	service	contact
MRA	architect	PHIL MASHABANE tel: 011 486 1007 cell: 082 799 8846 e: phil@mashabane.co.za
MRA	architect	GILBERT BAUNDA tel: 011 486 1007 cell: 071027 000 email: gilbert@mashabane.co.za
ILISO CONSULTING	civil engineer/ wet services	ILISO ILISO tel: 012 485 0700 cell: 082 799 8843 email: iliso@iliso.com
THEMBA CONSULTING	structural engineer	KARL BAILEY tel: 011 224 1900 cell: 082 412 1047 email: kbailey@themba.co.za
DHLEASE	mechanical engineer	EMILE COETZER tel: 011 789 400 cell: 082 714710 email: emile@dhlease.co.za
	electrical engineer	THABO EDWARDS tel: 011 789 400 cell: 082 714710 email: thabo@dhlease.co.za
MMQS	quantity surveyor	HELENA MCHOC tel: 011 243 1900 cell: email: helenam@mmqs.co.za
	quantity surveyor	SAPANDA JON tel: 011 243 1900 cell: email: sjon@mmqs.co.za

APPROVALS SIGNATURES



drawing title: **Taung skull world heritage**
EQ CAVE
FOR TENDER

scale	drawn	title issue
various	GB	2015.07.28

drawing number: **SCREEN WALL DETAIL**
265_EQ-C_TD-600

revision no. **A**

project no.	project
265	TAUNG SKULL HERITAGE