






PART S.W & S.E. Elevation



S.E. Elevation - outbuilding




S.W. Elevation - outbuilding




N.E. Elevation - outbuilding

N.E. & N.W. Elevation - outbuilding



PART S.E. ELEVATION



PART S.E. & N.E. ELEVATION

PART N.E. ELEVATION - Main dwelling & Pool.



28 Balmoral (10)



N.E. ELEVATION - outbuilding



Adjoining property ↗

VERGE VIEW - 28 Balmoral Drive.



Adjoining property ↗