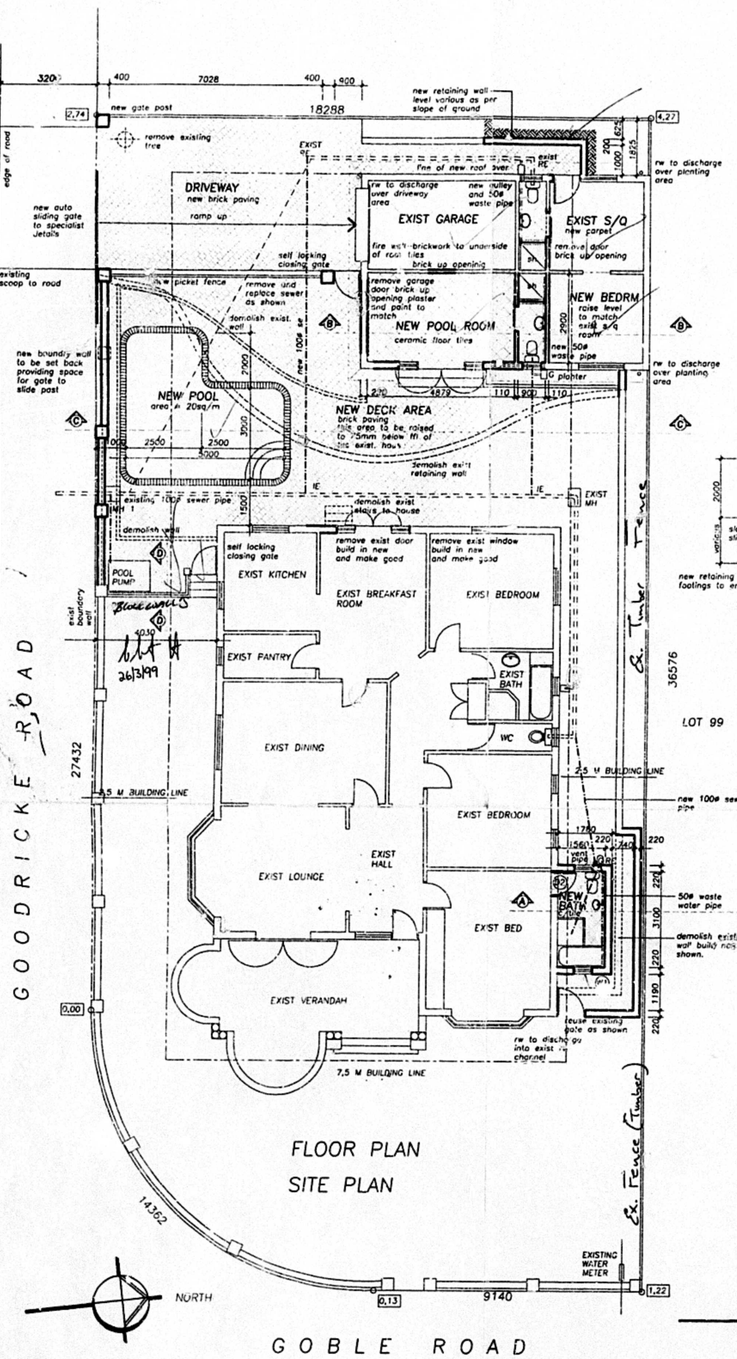

FLOOR PLAN
SITE PLAN

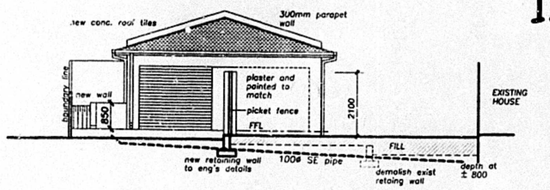

SOUTH ELEVATION OF GARAGE

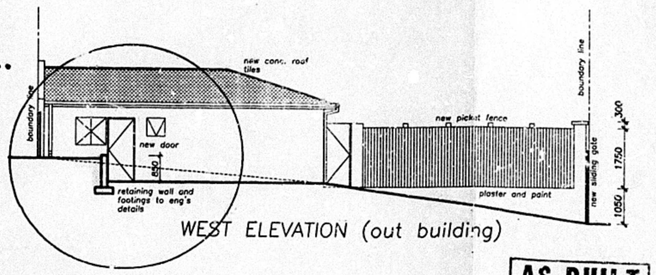

WEST ELEVATION (out building)

AS BUILT
03/07/99

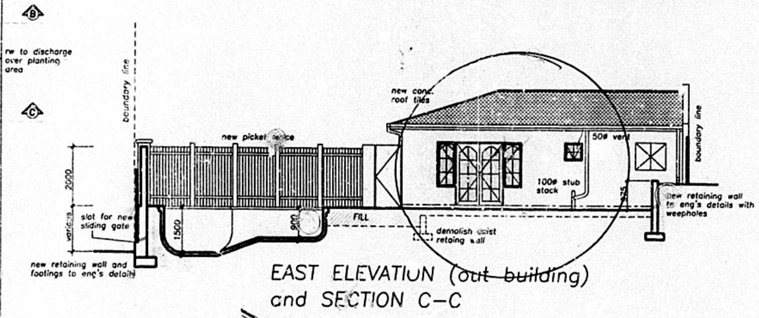

EAST ELEVATION (out building) and SECTION C–C

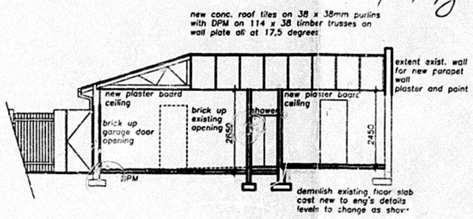

SECTION B–B

ALL GLAZING TO COMPLY WITH PART NN2 AND NN3 OF SABS 0400.

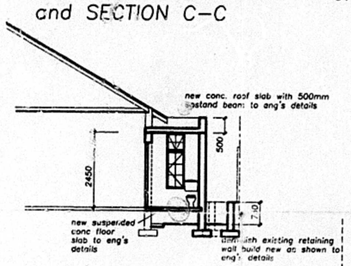

SECTION A–A

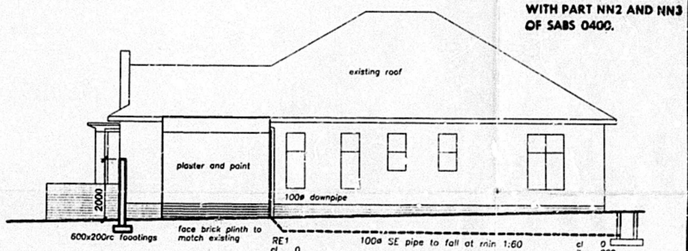

NORTH ELEVATION

INCORPORATING APPROVED PLAN
No. 0189/06/95/4 APP. 22/03/1995
No. APP.
No. APP.
No. APP.
No. APP.
No. APP.

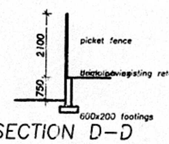

SECTION D–D

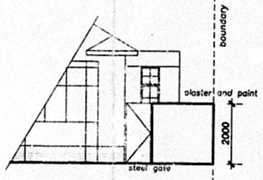

WALL ELEVATION

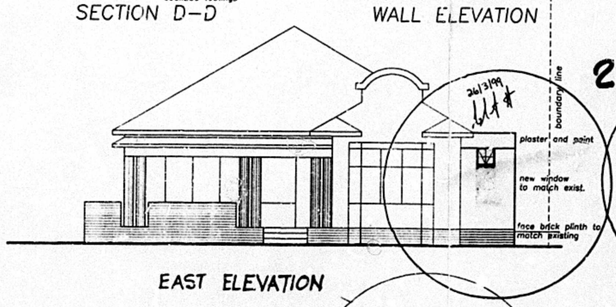

EAST ELEVATION

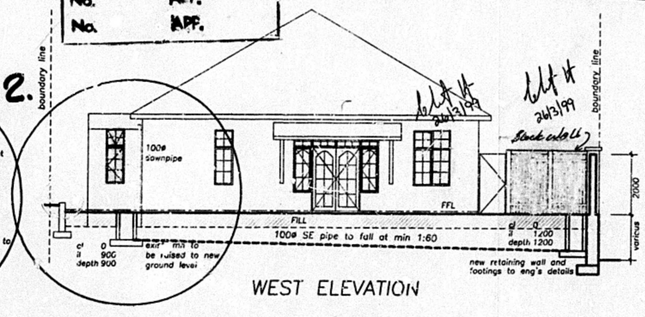

WEST ELEVATION

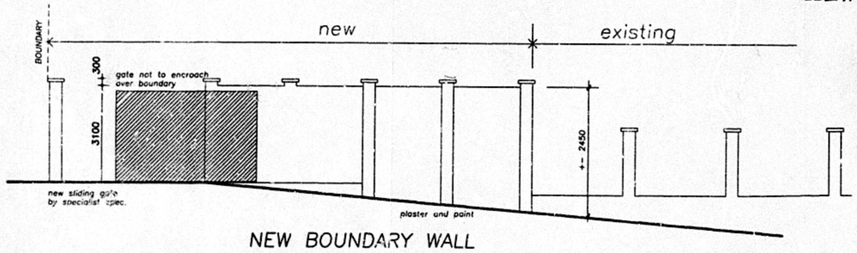

NEW BOUNDARY WALL

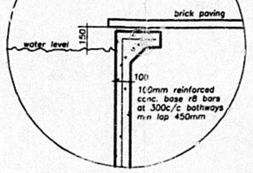

BEAM DETAIL FOR POOL
SCALE 1:20

NOTE FOR POOL

Earth leakage protection to be fitted to all elecirical supply.
Precautions to be taken against:
1. flooding seepage and rainwater in sunken pump chambers and filter units
2. condensate

Pump chamber to be adequatrey drained
Plant arragement to suppliers requirements
Excavated soil to be removed from site by owner
Plan to comply with section A[illegible] and part D4(1,2,3) of the N.B.R
Waste water from pool to discharged into open channel sewer manhole via pressure tank to sewer

Pool to min 1000mm from boundary

SCHEDULE OF AREAS	
SITE AREA	680,400 sq/m
EXISTING HOUSE	165,250 sq/m
NEW ADDITIONS	6,300 sq/m
EXISTING OUTBUILDINGS	61,500 sq/m
TOTAL AREA	233,05 sq/m

SHEET 11 COPY 3
CITY OF DURBAN
PLAN NUMBER
0287-08-96-6

APPROVED: R.A. MOORE
EXECUTIVE DIRECTOR: PHYSICAL ENVIRONMENT SERVICE UNIT
DATE: 26/08/96 PER:

SHOULD WORK NOT HAVE COMMENCED THIS APPROVAL WILL EXPIRE ON ITS FIRST ANNIVERSARY DATE.

ELECTRICITY SERVICES

Any person undertaking building operations in accordance with this plan is required to ascertain from the Executive Director, Electricity Department.
1) The location of any electrical services and servitudes in the vicinity of the proposed works.
2) Departmental requirements regarding Substation, Meterrooms and Cable ducts.

PLANNING (LAND & BUILDING) TOWN PLANNING AUTHORITY
GRANTED
21 AUG 1995
Signature: Chetty
Checked: 43

"It should be noted that this plan has been approved on the basis of information thereon."

SUBDIVISION AND LAND DEVELOPMENT SECTION
SITE PLAN CHECKED
12 AUG 1996
Signature:

DEVIATIONS.

1. WINDOWS AND DOORS ON EAST, WEST AND SOUTH ELEVATIONS OF OUT-BUILDING.
2. WINDOWS AND DOORS ON EAST, WEST ELEVATION OF DWELLING.

OWNER
ARCHITECT

MICHAEL TOD ARCHITECTS
386 WINDERMERE ROAD DURBAN 4001
TEL: (031)3033991FAX: (031)235426

CLIENT
MR ~~& MRS~~ C. BLANFORD NEWSON
204 GOBLE ROAD
DURBAN

PROJECT
DEVIATIONS FROM APPROVED PLAN NO: 0189-06-95-4
LOT ~~93 OF AB~~ 418, DURBAN
204 GOBLE ROAD
[redacted]
DURBAN

DRAWING
PLAN, ELEVATION, SECTIONS AND SITE PLAN

SCALE 1:100	DRAWING No:	Rev.
DATE JUL 96	BN-100	
DRAWN WAYNE		

MICHAEL TOD ARCHITECTS