



P01




P02



P03



P04



P05



P06



P07

ELECTRICAL LEGEND

- 48W SUSPENDED LINEAR LED
- 40W SURFACE LINEAR LED
- 12W ATOM DIFFUSE DOWNLIGHT
- ⊕ 1 LEVER 1 WAY SWITCH
- ⊕ 1 LEVER 2 WAY SWITCH

ELECTRICAL NOTES

1. EXISTING LIGHTING POINTS TO BE UTILISED.
2. EXISTING SWITCHING POINTS TO BE UTILISED.

ISSUED FOR INFORMATION

TEL: 031 572 5723
 FAX: 086 650 6477
 EMAIL: Damilane@hamsaeng.co.za

MSUNDUZI MUSEUM

GROUND FLOOR LIGHTING LAYOUT

Drawn	DH	Date	
Scale	1:50	31/03/2023	
Drawing number	WDD001	Revision	0