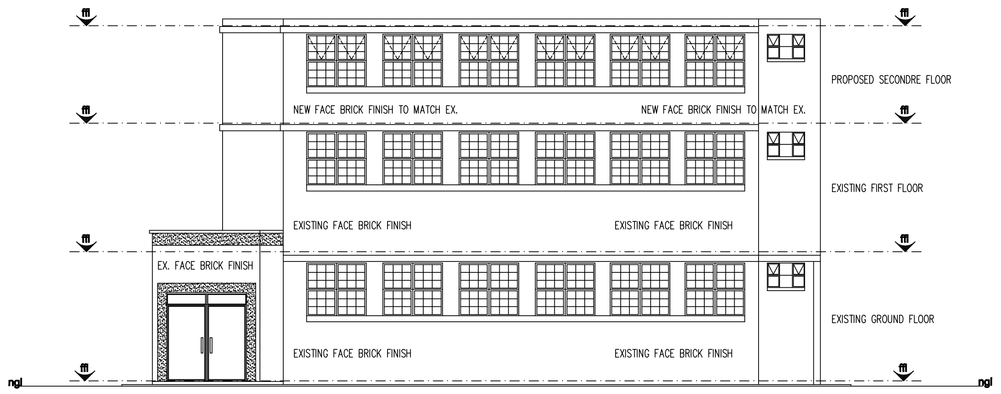

SOUTH ELEVATION
SCALE 1 : 100

170mm RE-INFORCED CONCRETE ROOF SLAB TO ENGINEER'S SPEC. DERBIGUM WATER PROOFING MEMBRANE AS PER MANUFACTURER ON MIN. 30mm CEMENT SCREED WITH 1:100 FALL TO OUTLET BY SPECIALIST.

80mm dia. outlet seamless PVC rainwater goods by specialist.

New galvanized steel windows and door frame to match the existing.

New external face brick finish to match the existing

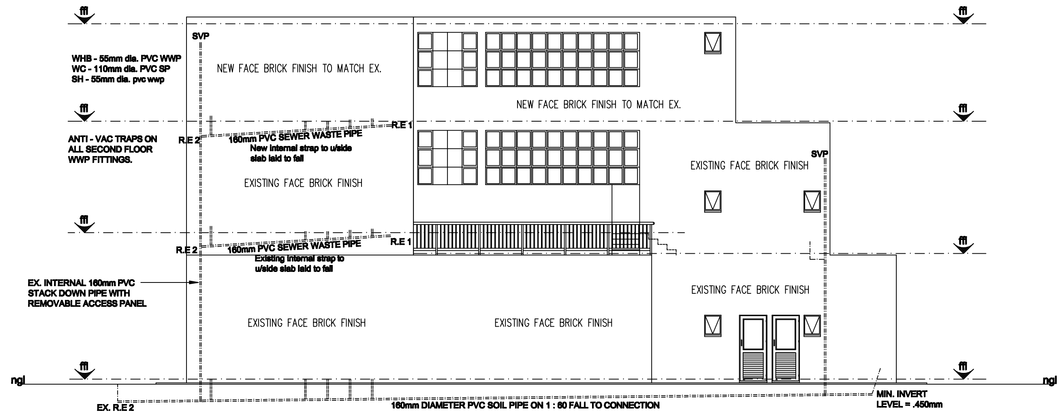

EAST ELEVATION
SCALE 1 : 100

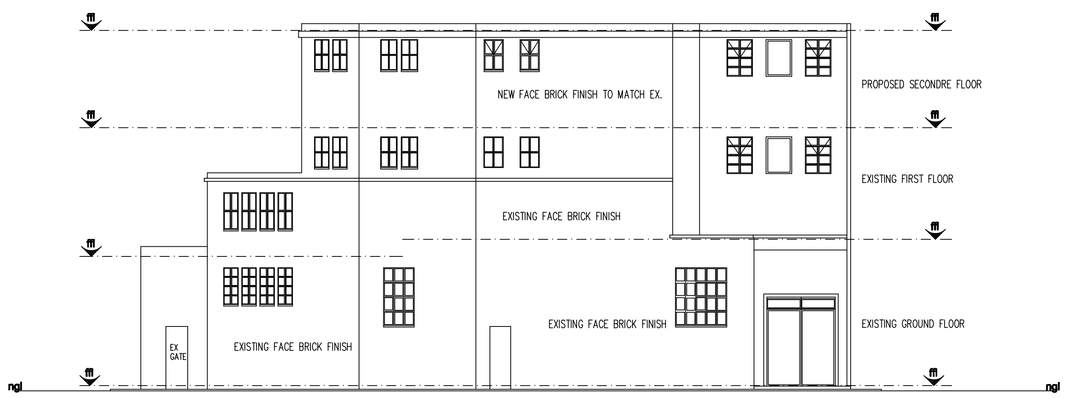

NORTH ELEVATION
SCALE 1 : 100

170mm RE-INFORCED CONCRETE ROOF SLAB TO ENGINEER'S SPEC. DERBIGUM WATER PROOFING MEMBRANE AS PER MANUFACTURER ON MIN. 30mm CEMENT SCREED WITH 1:100 FALL TO OUTLET BY SPECIALIST.

80mm dia. outlet seamless PVC rainwater goods by specialist.

New galvanized steel windows and door frame to match the existing.

New external face brick finish to match the existing

170mm RE-INFORCED CONCRETE ROOF SLAB TO ENGINEER'S SPEC. DERBIGUM WATER PROOFING MEMBRANE AS PER MANUFACTURER ON MIN. 30mm CEMENT SCREED WITH 1:100 FALL TO OUTLET BY SPECIALIST.

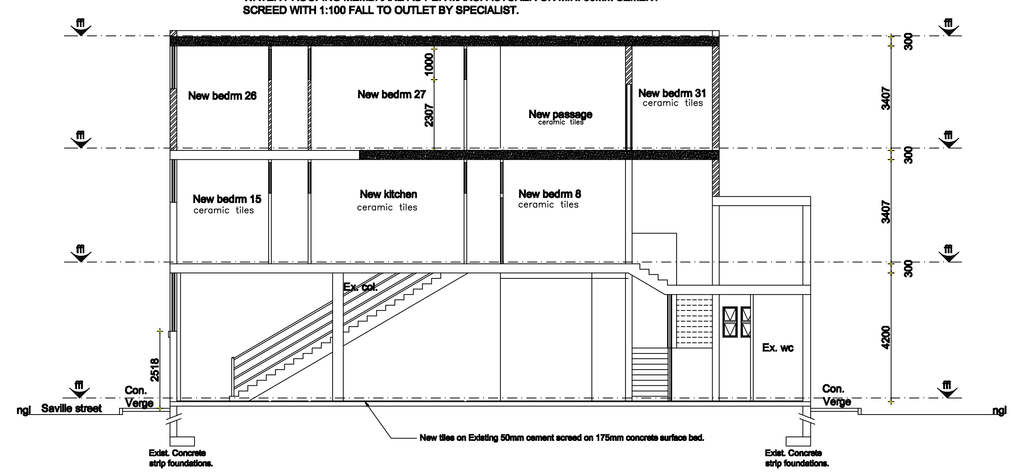

SECTION A - A
SCALE 1 : 100

Fire Notes:

1. Building to comply with SANS 10400 - 1900 part T section 3.
2. Access doors to emergency routes to be self closing class B doors, linked to smoke detectors.
3. The following to comply with NBR

Offences TT2
Partition walls & partitions TT9
Roof assemblies & coverings TT12
Ceilings TT13
Floor coverings TT14
Exit doors TT17
Emergency routes TT19
Escape route TT20 & TT21
Stairways TT 23
Lobbies, foyers & vestibules TT28
Markings & signposings TT29
Lighting of feeder & emergency routes TT30
Fire detection & alarm systems TT31
Provision of fire-fighting equipment TT32
Water reticulation for fire-fighting equipment TT33
Hose reels TT34
Hydrants TT35
Portable fire extinguishers TT37
Smoke control TT42
Air-conditioning & ventilation systems TT43.
Seating arrangments in hall to comply with TT50.
Service ducts to be fire stopped at each level.
Openable windows to be provided in offices to facilitate smoke ventilation.

FIRE NOTES

1. Structural stability to comply with TT7
2. Fire escape to comply with TT16
3. Exit door comply with TT17
4. Locking devices to comply with TT19
5. Making and sign posing to comply with TT29
6. Position of fire fighting equpments to comply with TT32
7. Fire hoserees to comply with TT34
8. Fire hydrants to coply with TT35 and WW5
9. Fire exitguishers to comply with TT37

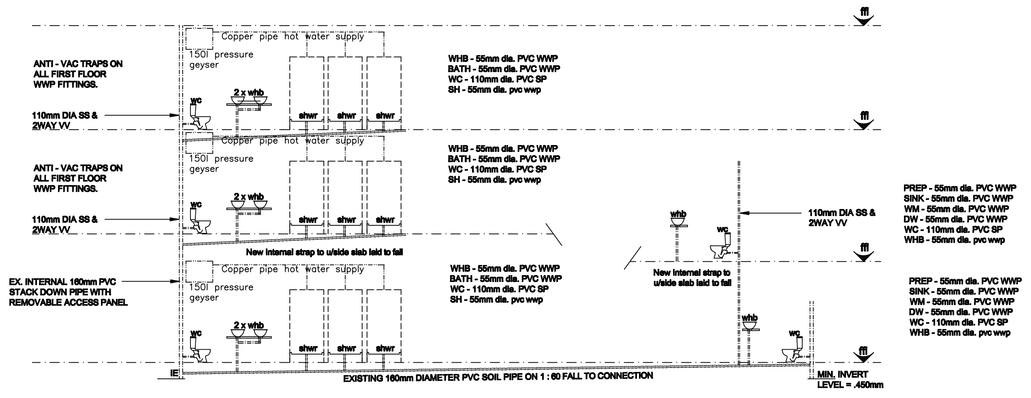

SEWER SECTION
SCALE 1 : 100

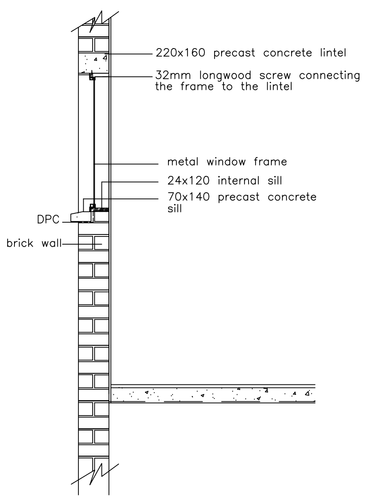

BRICK WORK DETAIL
NTS.

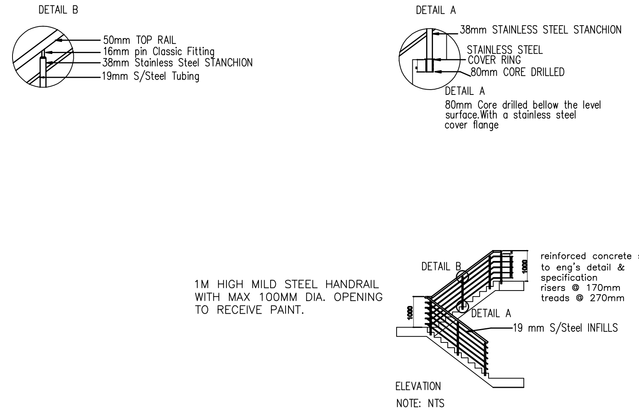

GENERAL

-ALL DIMENSIONS & LEVELS TO CHECKED ON SITE BEFORE ANY WORK IS STARTED & ANY DISCREPANCIES MUST BE REPORTED TO THE AUTHOR OF THE PLANS IMMEDIATELY. ALL FINISHES NOT SPECIFIED SHALL BE TO DEVELOPERS CHOICE.

STORM WATER DRAINAGE
-TO COMPLY WITH PART "R" OF THE NBR.
-GUTTERS & DOWN PIPES TO MATCH THE EXISTING.

STRUCTURE: FLOOR SLAB & FOUNDATION
-150mm THICK 25 MPA CONCRETE SURFACE BEDS ON A LAYER OF 250 MICRON USB GREEN DAMP PROOF MEMBRANE WITH A MINIMUM OF 150mm LAP JOINTS SEALED WITH TAPE RECOMMENDED BY THE MANUFACTURER OF THE DAMP PROOFING MEMBRANE ON WELL CONSOLIDATED HARDCORE.
ALL FILL SHALL BE COMPACTED IN 200mm LAYERS TO 95% MOD AASHTO. 250-MICRON DPC AT TOP OF ALL SLAB LEVELS.
800 x 300mm THICK 30 MPA STRIP FOUNDATIONS FOR 230mm THICK WALL MINIMUM 500mm DEEP INTO NATURAL GROUND 700 x 230mm THICK 25 MPA STRIP FOUNDATIONS FOR 230mm THICK WALLS, MINIMUM 600mm DEEP INTO NATURAL GROUND.

GEN. NOTES AND CONSTRUCTION NOTES

WALLS : M220mm PLASTER AND PVA – EXTERNALLY
M90mm PLASTER AND PVA – INTERNALLY
WIN : WINDOW TO WINDOW SCHEDULE
DOORS : REFER TO DOOR SCHEDULES
***S. G = SAFETY GLAZING TO COMPLY WITH NBR.
ROOFS : CORRUGATED ROOF SHEETINGS BY SPECIALIST
ALL FLASHING AND WATEPROOFING TO COMPLY WITH NBR
ALL DIMENSIONS AND LEVELS ARE TO BE CHECKED ON SITE PRIOR TO COMMENCEMENT OF WORK.
ALL PLUMBING TO COMPLY WITH NBR.

PASSAGE/ENT. HALL
WALLS: 200x200mm WHITE CERAMIC TILES TO 1200mm HIGH. – TILE AFRICA, WT40. 150mm NCI TILED SKIRTING TO BASE. BALANCE TO CEILING TO BE PAINTED WHITE WASHABLE PVA.
FLOOR: 200x200mm NCI TILES.
CEILING: NEW WHITE PVA PAINT TO EXISTING CONCRETE SLAB – 2380mm AFFL.

PUBLIC TOILETS
WALLS: 250x200mm LIGHT GREY/BEIGE CERAMIC TILES TO 3000mm HIGH. – SPEC. TO BE ADVISED. OFF–WHITE WASHABLE PVA PAINT TO BALANCE TO CEILING – PLASCON OATCAKE, C14–2.
100mm TILED SKIRTING ALL ROUND – 300x100mm BLACK PORCELAIN TILES, ITALTILE, GR807.
FLOOR: 450x450mm LIGHT GREY PORCELAIN TILES. ITALTILE, GALAXY STONE BIANCO.
CEILING: NEW WHITE PVA PAINT TO CONCRETE SLAB – 2545mm AFFL.

NO	NOTES:
1.	A LEVELING SCREED MAY BE REQUIRED TO COMPENSATE FOR ANY ADJUSTMENTS MADE TO ACCOMMODATE FLOOR-TO-FLOOR LEVELS.
2.	ALL MEASUREMENTS MUST BE CHECKED ON SITE PRIOR TO INSTALLATION.
3.	A 50mm TOPPING WILL BE REQUIRED ON ALL ECHO LANDING SLABS.
4.	THE RAKE OF THE STRINGERS ARE TO BE ADJUSTED ON SITE TO THE CORRECT ON SITE FLOOR-TO-FLOOR LEVELS.
5.	ALL STRINGERS MUST BE GROUTED AFTER INSTALLATION.
6.	DO NOT SCALE, USE FIGURED DIMENSIONS ONLY.
7.	LARGE SCALE DETAILS TO BE USED WHERE AVAILABLE.
8.	THIS DRAWING IS TO BE READ IN CONJUNCTION WITH ANY RELEVANT ARCHITECTURAL, STRUCTURAL OR OTHER DRAWINGS.
9.	ANY ERRORS OR DISCREPENCIES ARE TO BE REPORTED IMMEDIATELY FOR CORRECTION BEFORE INSTALLATION COMMENCES.
10.	DESIGN IMPOSED LOADS ..... Kn/m}

SITE MEASUREMENT BY SUB CONTRACTORS

FLOOR TO FLOOR HEIGHT : .....
STAIR WIDTH : .....
RISERS AND TREADS : .....
SCREED LEVELS : GROUND FLOOR .....
1st FLOOR .....
STAIR .....
SLAB OPENING :
SLAB TYPE .....
SLAB THICKNESS .....

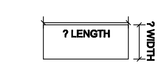

SCHEDULE OF AREAS

SITE AREA	327 m^2
EX. GROUND FLOOR	327 m^2
EX. FIRST FLOOR	317 m^2
PROP SECOND FLOOR	285 m^2
EXIST. COVERAGE	327 m^2
TOTAL COVERAGE	327 m^2

EDDIE'S HOUSE PLAN DESIGNS
Design - Draughting - Projects
CK No. 2006/1899/23
Physical Address: 91-93 HOSPITAL ROAD
NEMBULA COURT
DURBAN CENTRAL
DURBAN 4001
Telephone: (031) 811 1700
Cell phone: (+27) 79 713 1918
E-mail: eandrhlezkan@propertiles@gmail.com

PROJECT: PROPOSED CONVENTION OF EX. WORK SHOP TO NEW STUDENT ACCOMMODATION FOR FABRIC WEBSITE CC. AT ERF 11850 DURBAN CBD

DRAWING TITLE:

38 SAVILLE STREET

PROVINCE OF KWAZULU NATAL

Drawing No. 2009/01/00

COPYRIGHT – THIS DRAWING IS AN INSTRUMENT OF SERVICE AND IS THE SOLE PROPERTY OF E–ARCHITECTS AND PROPERTIES cc

DATE	16 / 05 / 2012	SCALE :	1=100
DRAWN	E. MAKHUBU	SACAP REG No.	01181

ARCHITECT's SIGNATURE

OWNER's SIGNATURE