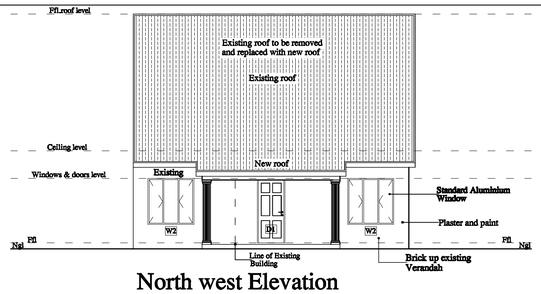

North west Elevation
Scale 1:100

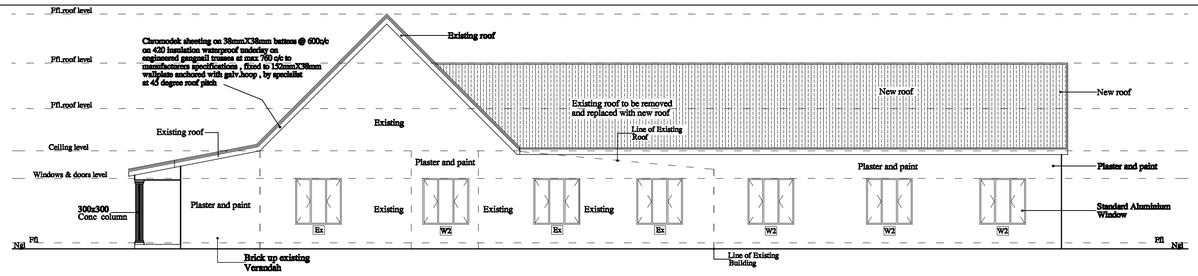

South west Elevation
Scale 1:100

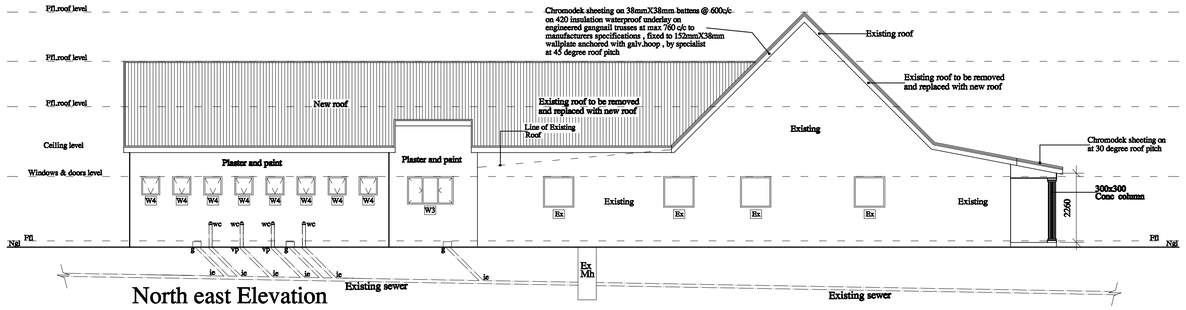

North east Elevation
Scale 1:100

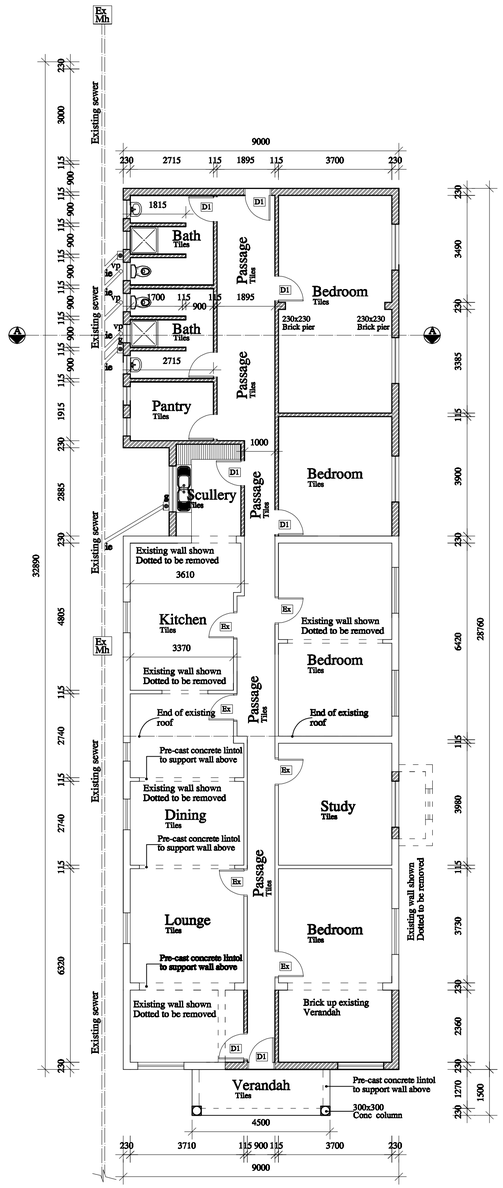

Ground storey floor plan
Scale : 1 : 100

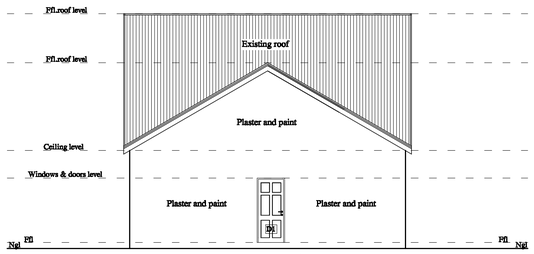

South East Elevation
Scale 1:100

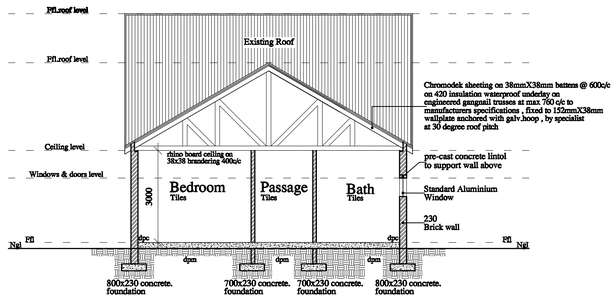

Section A-A
Scale 1:100

150mm thick concrete surface bed on 250mm sabs approved dpm on well rammed soil

Window & Door Schedule

ON ELEVATIONS	W1	W1	W1	2100 / 900
ON FLOOR PLANS				
PLAN REFERENCE NO.	W2	W3	W4	D1
FRAME DESCRIPTION.	Aluminum	Aluminum	Aluminum	Aluminum
NUMBER.OF	5	1	9	19

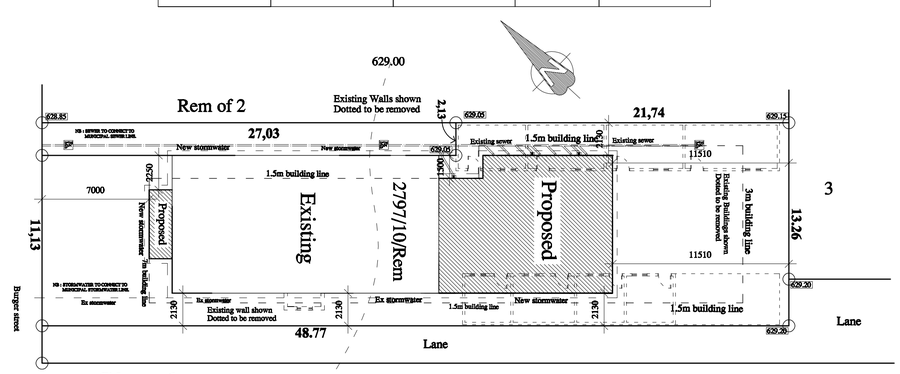

Site plan
Scale : 1 : 200

STAMPS

NOTES:
-Min. 2 air bricks per room.
-Lintol blocks with 4 R6 rods filled with conc to be used over openings.
-UBS green underlay to all conc slabs.
-Terminal manhole not to be less than 1.50m or more than 3.00m from Municipal sewer line.
-All rodding ways to be indicated at surface by means of I.E. cover.
-All boundary beacons are to be flagged by a Registered land Surveyor, prior to setting out.
-The contractor is to inspect the Official Approved copies of the drawing to ensure that all amendments have been endorsed on the plans. All dimensions & levels to be checked before commencing work & any discrepancies to be reported to Author of drawings.
-All finishes to Owners specification.
-Safety glass to comply with N.B.R.

WALLS
-Bricks to be SABS approved.
-all external wall to be M230thick
-all internal wall to be M115thick
-all walls to be secured with SABS brick force at every 3 courses
-all walls to be plasted and painted
-all structures to be finish with smooth plaster to all side of wall
-all opening at 2,1m hieght.
-Quarry tile cills outside standard steel windows.

FLOORS
-22mm floor screeding on
-150mm conc surf bed on 250 micron SABS dpm on harddeep soil poisining
-DPC at top of slab levels.
-Floor finish with ceramic tiles to owner choice

Drainage
-all soil pipe to be 200mm SABS Marley types
-provide RE,s at a head of pipe
-IEs to be provide to all bends and joint
-Sewer to connect to existing

COPYRIGHT:THIS DRAWING IS THE PROPERTY OF LOGAN PILLAY & ASSOCIATES AND SHALL NOT BE COPIED OR USED WHOLLY OR IN PART WITHOUT PRIOR WRITTEN CONSENT FROM LOGAN PILLAY & ASSOCIATES

for : S BRIMIAH

site description : 2797/10/Rem

project : PROPOSED ADDITIONS & ALTERATIONS
420 BURGER STREET
TOWN
PIETERMARITZBURG

owner signiture :

logan pillay
Pr Arch* (SACAP) Pr Eng Nc TIEES
PROFESSIONAL ARCHITECTURAL TECHNOLOGIST
72 BANGALORE ROAD
NORTHDALE
PIETERMARITZBURG 3201
TEL : (033) 3878746
FAX : (033) 3878746
CELL : 083 670 1165
E-MAIL : lpardahlan@webmail.co.za

signiture :

Schedule of areas

Existing ground storey area	:	156.68 sqm
New ground storey area	:	104.57 sqm
Total area	:	261.25 sqm

Site area : 589 sqm

DRAWING : ELEVATIONS
FLOOR PLAN
SECTION

DATE : 22/01/2013	SCALE : 1:100 / 1:200
DRAWN BY : B.M.P	CHECKED BY : L.P

DRAWING No : 2012/114