

Directors Office Plan

1:50

ELECTRICAL LEGEND

- CEILING LIGHT
- WATERPROOF CEILING LIGHT
- WALL LIGHT
- WATERPROOF WALL LIGHT
- RECESSED LOW VOLTAGE LIGHT
- FOOTLIGHT
- LED LIGHT
- DISTRIBUTION BOARD
- ISOLATION SWITCH
- SINGLE/DOUBLE PLUGPOINT 300mm AFFL
- SINGLE/DOUBLE PLUGPOINT ABOVE COUNTER
- WATERPROOF PLUGPOINT
- LIGHT SWITCH
- 2 WAY LIGHT SWITCH
- HOT WATER CYLINDER
- UNDERWATER LIGHT

POWER POINT LEGEND

- TYPE 1**
Made to comply with BS 1363-1:2011. Cluster system 4 way. To suit existing socket. To suit existing socket.
- TYPE 2**
Made to comply with BS 1363-1:2011. To suit existing socket.
- TYPE 3**
Made to comply with BS 1363-1:2011. To suit existing socket. To suit existing socket. To suit existing socket.

LIGHT SWITCHES

Light switches to match existing elsewhere



View from Director's desk



View from PA's desk



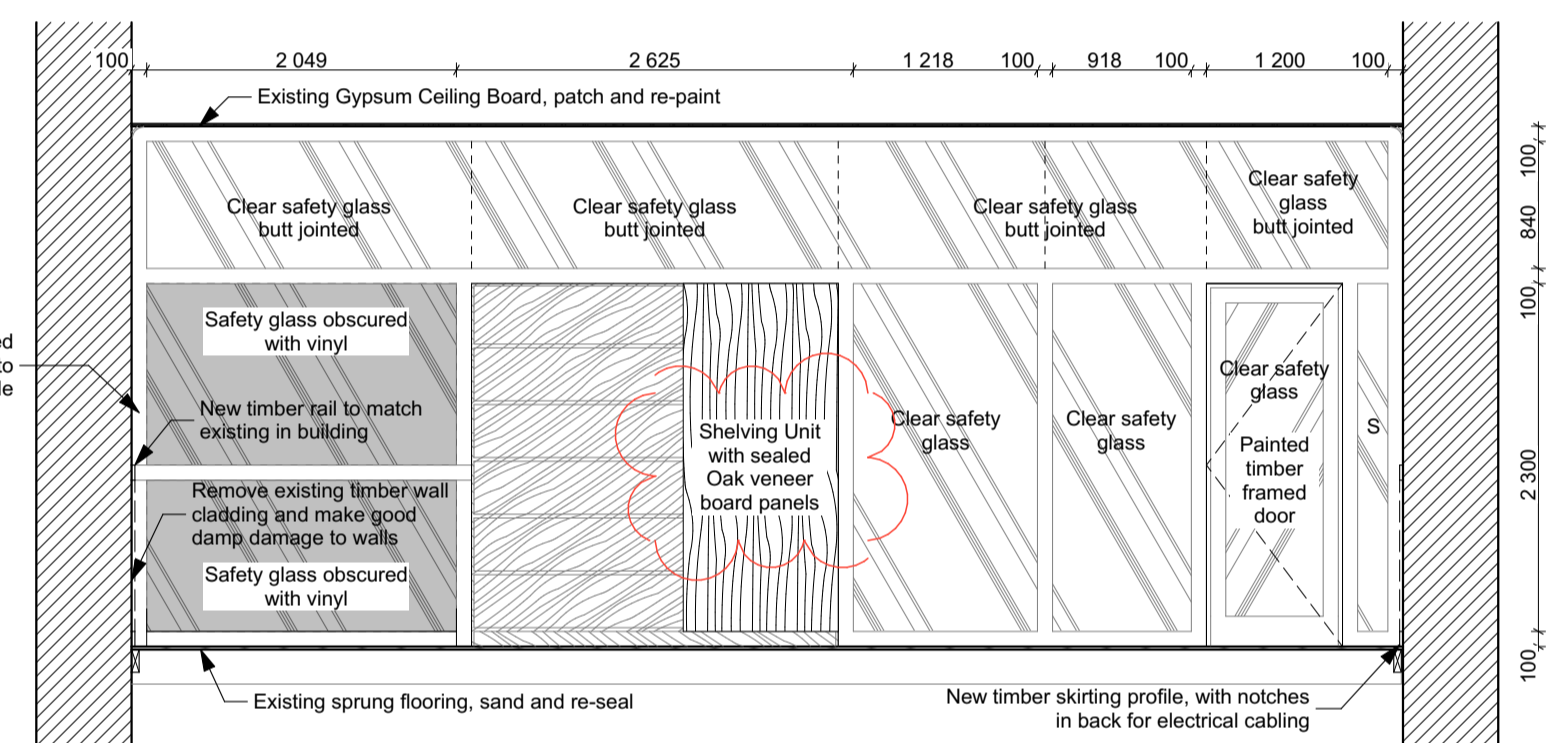
View from entrance

GENERAL NOTES

- ALL MATERIALS AND METHODS ARE TO COMPLY WITH THE NATIONAL BUILDING REGULATIONS (ACT NO. 103 OF 1977) AND AMENDMENTS AND ALL WORK IS TO BE CARRIED OUT IN ACCORDANCE WITH THE BY-LAWS OF THE RELEVANT LOCAL AUTHORITY
- ALL CONSTRUCTION METHODS AND MATERIALS ARE TO BE IN ACCORDANCE WITH THE MODEL PREAMBLES FOR TRADES (1999 ASQS) AND SUPPLEMENTARY PREAMBLES, UNLESS OTHERWISE SPECIFIED
- WHERE MATERIALS ARE SPECIFIED BY A PROPRIETARY REFERENCE TO A PARTICULAR PRODUCT SUCH MATERIALS/PRODUCTS ARE TO BE INSTALLED STRICTLY IN ACCORDANCE WITH THE MANUFACTURER'S INSTRUCTIONS
- ALL DIMENSIONS ARE TO BE CHECKED ON SITE BEFORE ANY WORK IS PUT IN HAND. ANY LACK OF CLARITY, AMBIGUITY OR DISCREPANCY IS TO BE REPORTED TO THE ARCHITECT FOR CLARIFICATION
- DIMENSIONS ARE NOT TO BE SCALED FROM THIS DRAWING
- THESE DRAWINGS SHALL BE READ IN CONJUNCTION WITH STRUCTURAL, CIVIL, MECHANICAL AND/OR ELECTRICAL ENGINEER'S DRAWINGS WHERE APPLICABLE
- NO TREES, SHRUBS OR ROCKS ARE TO BE REMOVED WITHOUT THE EXPLICIT PERMISSION OF THE ARCHITECT AND ARE TO BE PROTECTED UNLESS LOCATED WITHIN THE BUILDING FOOTPRINT
- COPYRIGHT OF THESE DOCUMENTS RESIDES WITH THE AUTHORS AND IS RESERVED

REVISIONS

NO.	DATE	DESCRIPTION
A	21/10/19	Issue for information
B	06/11/19	Issue for quotation
C	10/12/19	Omit new cornice, omit feature light and revise lighting layout; change Oak veneer over edge to veneer board.



Elevation A

1:50



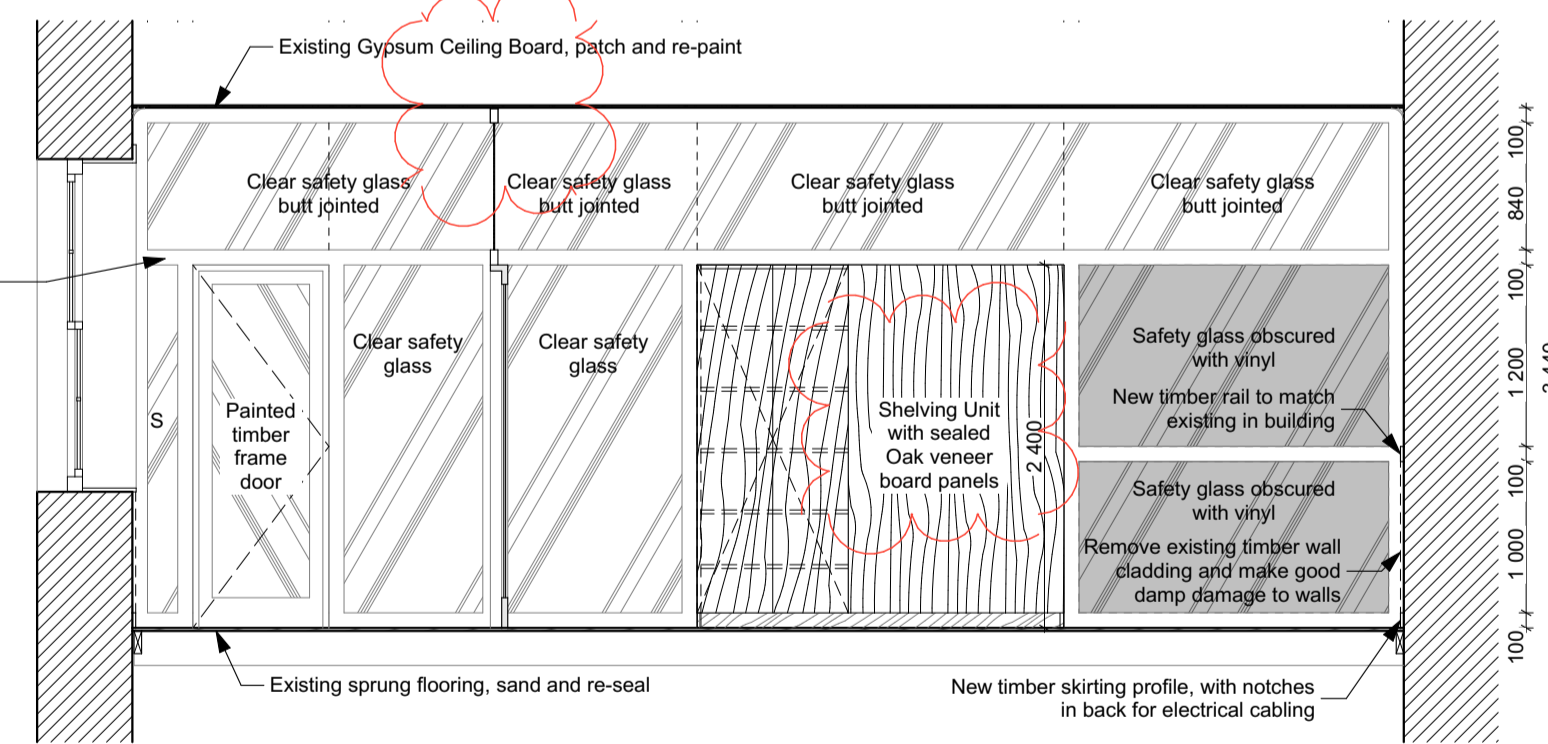
LED light - Regent Vista, install ceiling mounted. White powdercoated aluminium body.



Recessed downlight - Spazio Curve tiltable, or similar approved.

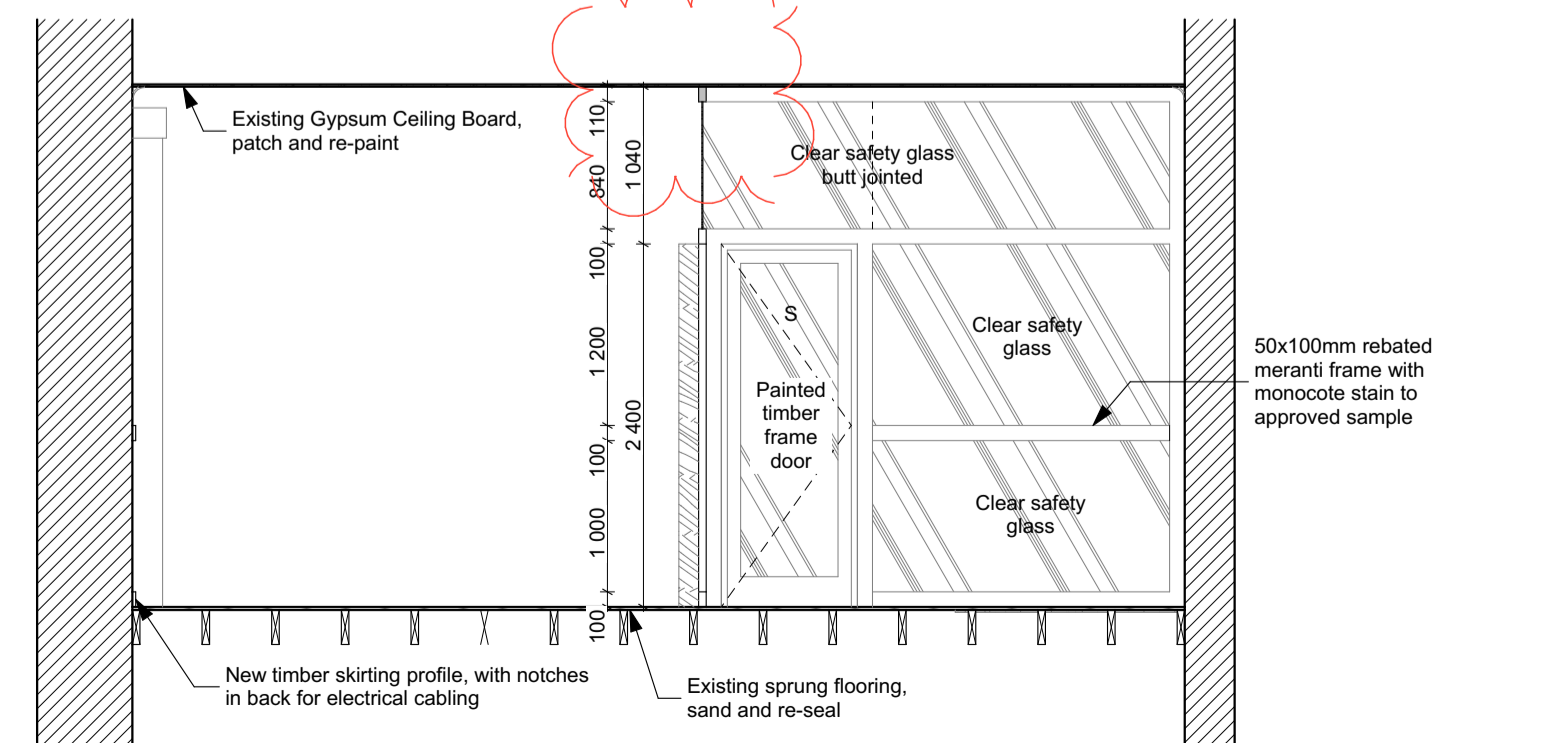


Pendant - Spazio Paris in white, or similar approved.



Elevation B

1:50



Elevation C

1:50

NOTES:

Heritage status:
The building is classified as a national heritage site (Grade I) and work on the building has to conform to its requirements.

Description:
Timber framed glass office partition, 50x100mm rebated meranti frame painted to approved spec. To have built in doors and shelving unit. To be fixed as per specialist spec. to existing sprung floors structure (to be confirmed on site) and first floor structure inside ceiling space (to be confirmed/ reinforced on site). Glass spec below.

Glass Specification:
6.38mm Soundprufe™ Laminated Sound Control Safety Glass

Electrical installation:
Existing electrical installation has to be removed. Complete new electrical reticulation. No chasing in walls allowed.

SALT
ARCHITECTS

+27 (0) 72 314 4820
gustav@saltarchitects.co.za
www.saltarchitects.co.za

PO BOX 15219
Vlaeberg
South Africa
8018

CLIENT
South African Astronomical Observatory

ARCHITECT
GJ Roberts Pr21288

PROJECT TITLE
Director's Office: SAAO

DRAWING TITLE
Director's Office Layout

WORKSTAGE
Construction

PURPOSE OF DRAWING
For Quotation

SCALE	PROJ. NO.	DWG. NO.	REV.
1:50, 1:250, 1:100	030	A3000	C
DRAWN GJ Roberts	CHECKED GJ Roberts		
DATE 2019/12/10			