









LEGEND

-  Existing tree species
- 5  Ficus burkei (200L)
- 3  Trichilia emetica (200L)
- 3  Searsia leptodictya (200L)
- 497m²  Scrambler mix:
Bauhinia galpinii (4L), Carissa
binosposa (4L), Portulacaria afra
(4L) @ 2m²
- 7432m²  Veld grass: area to be aerated and
decompacted for reclamation to
take place

REV NO	REVISION/ISSUE	DATE
00	STATUS QUO	13/11/2013

NOTES:
Proposed trees are to be protected from game by means of electric fences until fully established.

PROJECT NAME
RIETVLEY FARM HOUSE
PORTION 8 RIETVLEY 28KU

CLIENT
NDLOPFU SHARE BLOCK (PTY) LTD

DRAWING TITLE
PLANT PLAN



PROJECT LANDSCAPE ARCHITECT
PETER VELCICH
083 556 7307
peter@nuleafsa.co.za

SCALE
AS PER LINE SCALE

DATE
NOVEMBER 2013

PROJECT CODE
RIE_2013_LS

LAYOUT NUMBER
PP_100_Rev_00

