

APPENDIX D

Environmental Awareness Booklet

This is to certify that:

(NAME:)

Attended the Environmental Awareness course for
the **LAMAN PROSPECTING ACTIVITIES—BATHURST:**

(DATE:)

And received a copy of the Environmental
Awareness Booklet.

Signed

(Attendee): _____

Date: _____

Signed

(ECO): _____

Date: _____

**ENVIRONMENTAL AWARENESS
COURSE**

**LAMAN PROSPECTING PROJECT
BATHURST**

APRIL 2012



TERRECO Environmental cc
PO BOX 19829
TECOMA
5214
TEL: 043 721 1502

WHAT IS THE ENVIRONMENT?



Soil
Water
Plants
People
Animals
Air we breathe
Buildings, cars and houses

PROBLEMS - WHAT TO DO!



- Report any breaks, floods, fires, leaks and injuries to your supervisor.
- Ask questions!



EMERGENCY PHONE NUMBERS




Know all the emergency phone numbers:

Ambulance:

Fire:

Police:

FINES AND PENALTIES



- Your company may be fined.
- Removal from site.
- Prospecting may be stopped.

WHY MUST WE LOOK AFTER THE ENVIRONMENT?

- It affects us all as well as future generations.
- We have a right to a healthy environment.
- A contract has been signed.
- Disciplinary action (e.g. construction could stop or fines issued).

HOW DO WE LOOK AFTER THE ENVIRONMENT?

- Follow the rules in the Environmental Management Plan.
- Report problems to your supervisor/ foreman.



MATERIALS

- All drivers/operators aware of all procedures and restrictions.
- Materials appropriately stored (in a safe, locked area) and handled.
- Hazardous substances require Material Safety Data Sheets.

WORKING AREAS



- Workers & equipment must stay inside the site boundaries at all times.
- NOTE: Areas outside the site boundaries are out of bounds to all staff.

SITE STRUCTURES

- All site equipment shall be positioned to limit visual intrusion on neighbors and the size of area disturbed.

LIGHTS

- Contractor shall ensure that any lighting used on site does not interfere with road traffic or surrounding communities.

TRUCKS AND DRIVING



- Always keep to the speed limit.
- Check & report leaks.
- Do not drive plant and vehicles that emit smoke and that generate excessive noise.

DUST



- Try to avoid producing dust.
- Use water (as much as availability allows) to make ground & soil wet.

RIVERS/STREAMS & DAMS



- Do not swim in or drink from streams/rivers or dams.
- Do not throw oil, petrol, diesel, concrete or rubbish in the stream/river or dams.
- Do not work in any stream/river or dam without direct instruction.
- Do not damage the banks or vegetation of the dams on site.

ANIMALS




- Do not tamper with nesting sites, injure or kill any animals.
- Do not bring pets to site.
- Ask your supervisor to remove animals found on site.

TREES AND PLANTS



- Do not damage or destroy vegetation without permission.
- Prevent spread of alien vegetation.

EATING



- Only eat in demarcated eating areas.
- Never eat near a river/stream or dam.
- Put packaging & leftover food into rubbish bins.

SOLID WASTE MANAGEMENT




- No on-site burning or burying of any waste, vegetation, litter or refuse.
- Bins shall be provided. To be emptied regularly.
- All solid waste to be disposed off site at a registered landfill site.

NOISE



- Contractor shall limit noise levels.
- Appropriate silencing devices to be used on exhausts etc.
- Report or repair noisy vehicles.
- Operators must use ear muffs where noise levels exceed 85db.

TOILETS



- Chemical toilets provided which shall be secured to ground.
- Toilets must be emptied on a regular basis.

SMOKING AND FIRE



- Put cigarette butts in a rubbish bin.
- Do not smoke near gas, paints or petrol.
- Do not light any fires without permission.
- Know the positions of fire fighting equipment.
- Report all fires.
- Do not burn rubbish or vegetation.

SOCIAL CONSIDERATIONS

- Construction activities are taking place adjacent to Communities.
- Impacts are occurring such as dust & noise etc.
- Their health and safety is of utmost importance.

SITES OF HISTORICAL / CULTURAL IMPORTANCE

- Archaeological sites.
- Fossil Sites.
- Sites of Religious or cultural importance.
- Graves.

PETROL, OIL AND DIESEL



- Only mobile fuel bowsers to be located on site.
- Report any petrol, oil & diesel leaks or spills to your supervisor.
- Use a drip tray under vehicles & machinery.
- Use absorbent material to absorb fuel spills.



Accidental spills:

- Contain the spillage.
- Clean up immediately with absorbent material.
- Dispose contaminated soil in a licensed disposal site.