

# ABERDEEN WIND FACILITY 1, EASTERN CAPE PROVINCE

Environmental Management Programme for an on-site  
substation (132kV) associated with the Aberdeen Wind  
Facility 1

March 2023

GENERIC ENVIRONMENTAL MANAGEMENT PROGRAMME (EMPr) FOR THE DEVELOPMENT AND EXPANSION OF SUBSTATION INFRASTRUCTURE FOR THE TRANSMISSION AND DISTRIBUTION OF ELECTRICITY

---



**environmental affairs**

Department:  
Environmental Affairs  
REPUBLIC OF SOUTH AFRICA

**TABLE OF CONTENTS**

INTRODUCTION ..... 1

    1. Background ..... 1

    2. Purpose ..... 1

    3. Objective..... 1

    4. Scope ..... 1

    5. Structure of this document ..... 2

    6. Completion of part B: section 1: the pre-approved generic EMPr template..... 4

    7. Amendments of the impact management outcomes and impact management actions..... 4

    8. Documents to be submitted as part of part B: section 2 site specific information and declaration ..... 5

        (a) Amendments to Part B: Section 2 – site specific information and declaration 5

PART A – GENERAL INFORMATION..... 2

    1. DEFINITIONS ..... 2

    2. ACRONYMS and ABBREVIATIONS ..... 3

    3. ROLES AND RESPONSIBILITIES FOR ENVIRONMENTAL MANAGEMENT PROGRAMME (EMPr) IMPLEMENTATION ..... 4

    4. ENVIRONMENTAL DOCUMENTATION REPORTING AND COMPLIANCE ..... 10

        4.1 Document control/Filing system ..... 10

        4.2 Documentation to be available..... 10

        4.3 Weekly Environmental Checklist ..... 10

        4.4 Environmental site meetings ..... 11

        4.5 Required Method Statements ..... 11

        4.6 Environmental Incident Log (Diary) ..... 12

        4.7 Non-compliance ..... 12

        4.8 Corrective action records ..... 13

        4.9 Photographic record ..... 13

        4.10 Complaints register ..... 14

        4.11 Claims for damages ..... 14

        4.12 Interactions with affected parties ..... 14

        4.13 Environmental audits..... 15

        4.14 Final environmental audits..... 15

PART B: SECTION 1: Pre-approved generic EMPr template ..... 16

5.	IMPACT MANAGEMENT OUTCOMES AND IMPACT MANAGEMENT ACTIONS .....	16
5.1	Environmental awareness training .....	17
5.2	Site Establishment development .....	20
5.3	Access restricted areas .....	21
5.4	Access roads .....	22
5.5	Fencing and Gate installation.....	25
5.6	Water Supply Management .....	29
5.7	Storm and waste water management .....	30
5.8	Solid and hazardous waste management .....	32
5.9	Protection of watercourses and estuaries .....	36
5.10	Vegetation clearing .....	38
5.11	Protection of fauna .....	42
5.12	Protection of heritage resources .....	45
5.13	Safety of the public .....	47
5.14	Sanitation.....	49
5.15	Prevention of disease.....	50
5.16	Emergency procedures.....	52
5.17	Hazardous substances.....	54
5.18	Workshop, equipment maintenance and storage .....	60
5.19	Batching plants.....	62
5.20	Dust emissions.....	65
5.21	Blasting .....	67
5.22	Noise .....	68
5.23	Fire prevention .....	69
5.24	Stockpiling and stockpile areas .....	71
5.25	Civil works .....	72
5.26	Excavation of foundation, cable trenching and drainage systems .....	75
5.27	Installation of foundations, cable trenching and drainage systems.....	76
5.28	Installation of equipment (circuit breakers, current Transformers, Isolators, Insulators, surge arresters, voltage transformers, earth switches).....	77
5.30	Cabling and Stringing .....	80
5.31	Testing and Commissioning (all equipment testing, earthing system, system integration) .....	81
5.32	Socio-economic .....	82

5.33	Temporary closure of site .....	84
5.34	Dismantling of old equipment .....	87
5.35	Landscaping and rehabilitation .....	89
6	ACCESS TO THE GENERIC EMPr.....	93
PART B: SECTION 2 .....		94
7	SITE SPECIFIC INFORMATION AND DECLARATION .....	94
7.1	Sub-section 1: contact details and description of the project.....	94
7.2	Sub-section 2: Development footprint site map .....	95
7.3	Sub-section 3: Declaration .....	98
7.4	Sub-section 4: amendments to site specific information (Part B; section 2)	98
PART C .....		99
8	SITE SPECIFIC ENVIRONMENTAL ATTRIBUTES.....	99
	OBJECTIVE 1: To ensure that the design of the facility responds to the identified environmental constraints and opportunities .....	<b>Error! Bookmark not defined.</b>
APPENDIX 1: METHOD STATEMENTS.....		112
APPENDIX 2: CV OF THE EAP .....		113
APPENDIX 3: DFFE SCREENING TOOL REPORT .....		114

**List of tables**

Table 1:	<i>Guide to roles and responsibilities for implementation of an EMPr .....</i>	4
----------	--	---

## **INTRODUCTION**

### **1. Background**

The National Environmental Management Act, 1998 (Act No. 107 of 1998) (NEMA) requires that an environmental management programme (EMPr) be submitted where an environmental impact assessment (EIA) has been identified as the environmental instrument to be utilised as the basis for a decision on an application for environmental authorisation (EA). The content of an EMPr must either contain the information set out in Appendix 4 of the Environmental Impact Assessment Regulations, 2014, as amended (EIA Regulations) or must be a generic EMPr relevant to an application as identified and gazetted by the Minister in a government notice. Once the Minister has identified, through a government notice that a generic EMPr is relevant to an application for EA, that generic EMPr must be applied by all parties involved in the EA process, including but not limited to the applicant and the competent authority (CA).

### **2. Purpose**

This document constitutes a generic EMPr relevant to applications for the development or expansion of substation infrastructure for the transmission and distribution of electricity, and all listed and specified activities necessary for the realisation of such infrastructure.

### **3. Objective**

The objective of this generic EMPr is to prescribe and pre-approve generally accepted impact management outcomes and impact management actions, which can commonly and repeatedly be used for the avoidance, management and mitigation of impacts and risks associated with the development or expansion of substation infrastructure for the transmission and distribution of electricity. The use of a generic EMPr is intended to reduce the need to prepare and review individual EMPrs for applications of a similar nature.

### **4. Scope**

The scope of this generic EMPr applies to the development or expansion of substation infrastructure for the transmission and distribution of electricity requiring EA in terms of NEMA. This generic EMPr applies to activities requiring EA, mainly activity 11 and 47 of the Environmental Impact Assessment Regulations Listing Notice 1 of 2014, as amended, and activity 9 of the Environmental Impact Assessment Regulations Listing Notice 2 of 2014, as amended, and all associated listed or specified activities necessary for the realization of such infrastructure.

## 5. Structure of this document

This document is structured in three parts with an Appendix as indicated in the table below:

Part	Section	Heading	Content
A		Provides general guidance and information and is <b>not legally binding</b>	Definitions, acronyms, roles & responsibilities and documentation and reporting.
B	1	Pre-approved generic EMPr template	<p>Contains generally accepted impact management outcomes and impact management actions required for the avoidance, management and mitigation of impacts and risks associated with the development or expansion of substation infrastructure for the transmission and distribution of electricity, which are presented in the form of a template that has been pre-approved.</p> <p>The template in this section is to be completed by the contractor, with each completed page signed and dated by the holder of the EA prior to commencement of the activity.</p> <p>Where an impact management outcome is not relevant, the words "not applicable" can be inserted in the template under the "responsible persons" column.</p> <p>Once completed and signed, the template represents the EMPr for the activity approved by the CA and is legally binding. The template <b>is not required</b> to be submitted to the CA as once the generic EMPr is gazetted for implementation, it has been approved by the CA.</p> <p>To allow interested and affected parties access to the pre-approved EMPr template for consideration through the decision-making process, the EAP on behalf of the applicant /proponent must make the hard copy of this EMPr available at a public location and where the applicant has a website, the EMPr should also be made available on such publicly accessible website.</p>
	2	Site specific information	Contains preliminary infrastructure layout and a declaration that the applicant/holder of the EA

Part	Section	Heading	Content
			<p>will comply with the pre-approved generic EMPr template contained in <u>Part B: Section 1</u>, and understands that the impact management outcomes and impact management actions are <b>legally binding</b>. The preliminary infrastructure layout must be finalized to inform the final EMPr that is to be submitted with the basic assessment report (BAR) or environmental impact assessment report (EIAR), ensuring that all impact management outcomes and impact management actions have been either pre-approved or approved in terms of <u>Part C</u>.</p> <p>This section <b>must be</b> submitted to the CA together with the final BAR or EIAR. The information submitted to the CA will be considered to be incomplete should a signed copy of <u>Part B: section 2</u> not be submitted. Once approved, this Section forms part of the EMPr for the development and is legally binding.</p>
C		Site specific sensitivities/ attributes	<p>If any specific environmental sensitivities/ attributes are present on the site which require site specific impact management outcomes and impact management actions, not included in the pre-approved generic EMPr, to manage impacts, these specific impact management outcomes and impact management actions must be included in this section. These specific environmental attributes must be referenced spatially and impact management outcomes and impact management actions must be provided. These specific impact management outcomes and impact management actions must be presented in the format of the pre-approved EMPr template (<u>Part B: section 1</u>)</p> <p>This section will not be required should the site contain no specific environmental sensitivities or attributes. However, if <u>Part C</u> is applicable to the site, it <b>is required</b> to be submitted together with the BAR or EIAR, for consideration of, and decision on, the application for EA. The information in this section must be prepared by an EAP and must contain his/her name and expertise including a curriculum vitae. Once</p>



Part	Section	Heading	Content
			<p>approved, Part C forms part of the EMPr for the site and is legally binding.</p> <p>This section applies only <b>to additional</b> impact management outcomes and impact management actions that are necessary for the avoidance, management and mitigation of impacts and risks associated with the specific development or expansion and which are not already included in <u>Part B: section 1</u>.</p>
		Appendix 1	<p>Contains the method statements to be prepared prior to commencement of the activity. The method statements are <b>not required</b> to be submitted to the competent authority.</p>

## 6. Completion of part B: section 1: the pre-approved generic EMPr template

The template is to be completed prior to commencement of the activity, by providing the following information for each environmental impact management action:

- For implementation
  - a 'responsible person',
  - a method for implementation,
  - a timeframe for implementation
- For monitoring
  - a responsible person
  - frequency
  - evidence of compliance.

The completed template must be signed and dated by the holder of the EA prior to commencement of the activity. The method statements prepared and agreed to by the holder of the EA must be appended to the template as Appendix 1. Each method statement must be signed and dated on each page by the holder of the EA. This template once signed and dated is legally binding. The holder of the EA will remain responsible for its implementation.

## 7. Amendments of the impact management outcomes and impact management actions

Once the activity has commenced, a holder of an EA may make amendments to the impact management outcomes and impact management actions in the following manner:

- Amendment of the impact management outcomes: in line with the process contemplated in Regulation 37 of the EIA Regulations; and
- Amendment of the impact management actions: in line with the process contemplated in Regulation 36 of the EIA Regulations.

## **8. Documents to be submitted as part of part B: section 2 site specific information and declaration**

Part B: Section 2 has three distinct sub-sections. The first and third sub-sections are in a template format. Sub-section two requires a map to be produced.

Sub-section 1 contains the project name, the applicant's name and contact details, the site information, which includes coordinates of the property or farm in which the proposed substation infrastructure is proposed as well as the 21-digit Surveyor General code of each cadastral land parcel and, where available, the farm name.

Sub-section 2 is to be prepared by an EAP and must contain his/her name and expertise including a curriculum vitae. This sub-section must include a map of the site sensitivity overlaid with the preliminary infrastructure layout using the national web based environmental screening tool, when available for compulsory use at: <https://screening.environment.gov.za/screeningtool>. The sensitivity map shall identify the nature of each sensitive feature e.g. threatened plant species, archaeological site, etc. Sensitivity maps shall identify features both within the planned working area and any known sensitive features and within 50 m from the development footprint.

Sub-section 3 is the declaration that the applicant (s)/proponent (s) or holder of the EA in the case of a change of ownership must complete which confirms that the applicant/EA holder will comply with the pre-approved 'generic EMPr' template in Section 1 and understands that the impact management outcomes and impact management actions are legally binding.

### **(a) Amendments to Part B: Section 2 – site specific information and declaration**

Should the EA be transferred, Part B: Section 2 must be completed by the new applicant/proponent and submitted with the application for an amendment of the EA in terms of regulations 29 or 31 of the EIA Regulations, whichever applies. The information submitted as part of such an application for an amendment to an EA will be considered to be incomplete should a signed copy of Part B: Section 2 not be submitted. Once approved, Part B: Section 2 forms part of the EMPr for the development and the EMPr becomes legally binding to the new EA holder.

## PART A – GENERAL INFORMATION

### 1. DEFINITIONS

In this EMPr any word or expression to which a meaning has been assigned in the NEMA or EIA Regulations has that meaning, and unless the context requires otherwise –

**"clearing"** means the clearing and removal of vegetation, whether partially or in whole, including trees and shrubs, as specified;

**"construction camp"** is the area designated for key construction infrastructure and services, including but not limited to offices, overnight vehicle parking areas, stores, the workshop, stockpile and lay down areas, hazardous storage areas (including fuels), the batching plant (if one is located at the construction camp), designated access routes, equipment cleaning areas and the placement of staff accommodation, cooking and ablution facilities, waste and wastewater management;

**"contractor"** - The Contractor has overall responsibility for ensuring that all work, activities, and actions linked to the delivery of the contract, are in line with the Environmental Management Programme and that Method Statements are implemented as described.

**"hazardous substance"** is a substance governed by the Hazardous Substances Act, 1973 (Act No. 15 of 1973) as well as the Hazardous Chemical and Substances Regulations, 1995;

**"method statement"** means a written submission by the Contractor to the Project Manager in response to this EMPr or a request by the Project Manager and ECO. The method statement must set out the equipment, materials, labour and method(s) the Contractor proposes using to carry out an activity identified by the Project Manager when requesting the Method Statement. This must be done in such detail that the Project Manager and ECO is able to assess whether the Contractor's proposal is in accordance with this specification and/or will produce results in accordance with this specification;

The method statement must cover as a minimum applicable details with regard to:

- (i) Construction procedures;
- (ii) Plant, materials and equipment to be used;
- (iii) Transporting the equipment to and from site;
- (iv) How the plant/ material/ equipment will be moved while on site;
- (v) How and where the plant/ material/ equipment will be stored;
- (vi) The containment (or action to be taken if containment is not possible) of leaks or spills of any liquid or material that may occur;
- (vii) Timing and location of activities;
- (viii) Compliance/ non-compliance; and
- (ix) Any other information deemed necessary by the Project Manager.

**"slope"** means the inclination of a surface expressed as one unit of rise or fall for so many horizontal units;

“**solid waste**” means all solid waste, including construction debris, hazardous waste, excess cement/ concrete, wrapping materials, timber, cans, drums, wire, nails, food and domestic waste (e.g. plastic packets and wrappers);

“**spoil**” means excavated material which is unsuitable for use as material in the construction works or is material which is surplus to the requirements of the construction works;

“**topsoil**” means a varying depth (up to 300 mm) of the soil profile irrespective of the fertility, appearance, structure, agricultural potential, fertility and composition of the soil;

“**works**” means the works to be executed in terms of the Contract

## 2. ACRONYMS and ABBREVIATIONS

<b>CA</b>	Competent Authority
<b>cEO</b>	Contractors Environmental Officer
<b>dEO</b>	Developer Environmental Officer
<b>DPM</b>	Developer Project Manager
<b>DSS</b>	Developer Site Supervisor
<b>EAR</b>	Environmental Audit Report
<b>ECA</b>	Environmental Conservation Act No. 73 of 1989
<b>ECO</b>	Environmental Control Officer
<b>EA</b>	Environmental Authorisation
<b>EIA</b>	Environmental Impact Assessment
<b>ERAP</b>	Emergency Response Action Plan
<b>EMPr</b>	Environmental Management Programme Report
<b>EAP</b>	Environmental Assessment Practitioner
<b>FPA</b>	Fire Protection Agency
<b>HCS</b>	Hazardous chemical Substance
<b>NEMA</b>	National Environmental Management Act, 1998 (Act No. 107 of 1998)
<b>NEMBA</b>	National Environmental Management: Biodiversity Act ,2004 (Act No. 10 of 2004)
<b>NEMWA</b>	National Environmental Management: Waste Act, 2008 (Act No. 59 of 2008)
<b>MSDS</b>	Material Safety Data Sheet
<b>RI&amp;AP's</b>	Registered Interested and affected parties

### 3. ROLES AND RESPONSIBILITIES FOR ENVIRONMENTAL MANAGEMENT PROGRAMME (EMPr) IMPLEMENTATION

The effective implementation of this generic EMPr is dependent on established and clear roles, responsibilities and reporting lines within an institutional framework. This section of the EMPr gives guidance to the various environmental roles and reporting lines, however, project specific requirements will ultimately determine the need for the appointment of specific person(s) to undertake specific roles and or responsibilities. As such, it must be noted that in the event that no specific person, for example, an environmental control officer (ECO) is appointed, the holder of the EA remains responsible for ensuring that the duties indicated in this document for action by the ECO are undertaken.

**Table 1:** Guide to roles and responsibilities for implementation of an EMPr

Responsible Person(s)	Role and Responsibilities
Developer's Project Manager (DPM)	<p><u>Role</u></p> <p>The Project Developer is accountable for ensuring compliance with the EMPr and any conditions of approval from the competent authority (CA). Where required, an environmental control officer (ECO) must be contracted by the Project Developer to objectively monitor the implementation of the EMPr according to relevant environmental legislation, and the conditions of the environmental authorisation (EA). The Project Developer is further responsible for providing and giving mandate to enable the ECO to perform responsibilities, and he must ensure that the ECO is integrated as part of the project team while remaining independent.</p> <p><u>Responsibilities</u></p> <ul style="list-style-type: none"> <li>- Be fully conversant with the conditions of the EA;</li> <li>- Ensure that all stipulations within the EMPr are communicated and adhered to by the Developer and its Contractor(s);</li> <li>- Issuing of site instructions to the Contractor for corrective actions required;</li> <li>- Monitor the implementation of the EMPr throughout the project by means of site inspections and meetings. Overall management of the project and EMPr implementation; and</li> <li>- Ensure that periodic environmental performance audits are undertaken on the project implementation.</li> </ul>

Responsible Person(s)	Role and Responsibilities
Developer Site Supervisor (DSS)	<p><u>Role</u> The DSS reports directly to the DPM, oversees site works, liaises with the contractor(s) and the ECO. The DSS is responsible for the day to day implementation of the EMPr and for ensuring the compliance of all contractors with the conditions and requirements stipulated in the EMPr.</p> <p><u>Responsibilities</u></p> <ul style="list-style-type: none"> <li>- Ensure that all contractors identify a contractor's Environmental Officer (cEO);</li> <li>- Must be fully conversant with the conditions of the EA. Oversees site works, liaison with Contractor, DPM and ECO;</li> <li>- Must ensure that all landowners have the relevant contact details of the site staff, ECO and cEO;</li> <li>- Issuing of site instructions to the Contractor for corrective actions required;</li> <li>- Will issue all non-compliances to contractors; and</li> <li>- Ratify the Monthly Environmental Report.</li> </ul>
Environmental Control Officer (ECO)	<p><u>Role</u> The ECO should have appropriate training and experience in the implementation of environmental management specifications. The primary role of the ECO is to act as an independent quality controller and monitoring agent regarding all environmental concerns and associated environmental impacts. In this respect, the ECO is to conduct periodic site inspections, attend regular site meetings, pre-empt problems and suggest mitigation and be available to advise on incidental issues that arise. The ECO is also required to conduct compliance audits, verifying the monitoring reports submitted by the cEO. The ECO provides feedback to the DSS and Project Manager regarding all environmental matters. The Contractor, cEO and dEO are answerable to the Environmental Control Officer for non-compliance with the Performance Specifications as set out in the EA and EMPr.</p> <p>The ECO provides feedback to the DSS and Project Manager, who in turn reports back to the Contractor and potential and Registered Interested &amp; Affected Parties' (RI&amp;AP's), as required. Issues of non-compliance raised by the ECO must be taken up by the Project Manager, and resolved with the Contractor as per the conditions of his contract. Decisions regarding environmental procedures, specifications and requirements which have a cost implication (i.e. those that are deemed to be a variation, not allowed for in the</p>

Responsible Person(s)	Role and Responsibilities
	<p>Performance Specification) must be endorsed by the Project Manager. The ECO must also, as specified by the EA, report to the relevant CA as and when required.</p> <p><u>Responsibilities</u></p> <p>The responsibilities of the ECO will include the following:</p> <ul style="list-style-type: none"> <li>- Be aware of the findings and conclusions of all EA related to the development;</li> <li>- Be familiar with the recommendations and mitigation measures of this EMPr;</li> <li>- Be conversant with relevant environmental legislation, policies and procedures, and ensure compliance with them;</li> <li>- Undertake regular and comprehensive site inspections / audits of the construction site according to the generic EMPr and applicable licenses in order to monitor compliance as required;</li> <li>- Educate the construction team about the management measures contained in the EMPr and environmental licenses;</li> <li>- Compilation and administration of an environmental monitoring plan to ensure that the environmental management measures are implemented and are effective;</li> <li>- Monitoring the performance of the Contractors and ensuring compliance with the EMPr and associated Method Statements;</li> <li>- In consultation with the Developer Site Supervisor order the removal of person(s) and/or equipment which are in contravention of the specifications of the EMPr and/or environmental licenses;</li> <li>- Liaison between the DPM, Contractors, authorities and other lead stakeholders on all environmental concerns;</li> <li>- Compile a regular environmental audit report highlighting any non-compliance issues as well as satisfactory or exceptional compliance with the EMPr;</li> <li>- Validating the regular site inspection reports, which are to be prepared by the contractor Environmental Officer (cEO);</li> <li>- Checking the cEO's record of environmental incidents (spills, impacts, legal transgressions etc.) as well as corrective and preventive actions taken;</li> <li>- Checking the cEO's public complaints register in which all complaints are recorded, as well as action taken;</li> </ul>

Responsible Person(s)	Role and Responsibilities
	<ul style="list-style-type: none"> <li>- Assisting in the resolution of conflicts;</li> <li>- Facilitate training for all personnel on the site – this may range from carrying out the training, to reviewing the training programmes of the Contractor;</li> <li>- In case of non-compliances, the ECO must first communicate this to the Senior Site Supervisor, who has the power to ensure this matter is addressed. Should no action or insufficient action be taken, the ECO may report this matter to the authorities as non-compliance;</li> <li>- Maintenance, update and review of the EMPr;</li> <li>- Communication of all modifications to the EMPr to the relevant stakeholders.</li> </ul>
<p>developer Environmental Officer (dEO)</p>	<p><u>Role</u></p> <p>The dEOs will report to the Project Manager and are responsible for implementation of the EMPr, environmental monitoring and reporting, providing environmental input to the Project Manager and Contractor’s Manager, liaising with contractors and the landowners as well as a range of environmental coordination responsibilities.</p> <p><u>Responsibilities</u></p> <ul style="list-style-type: none"> <li>- Be fully conversant with the EMPr;</li> <li>- Be familiar with the recommendations and mitigation measures of this EMPr, and implement these measures;</li> <li>- Ensure that all stipulations within the EMPr are communicated and adhered to by the Employees, Contractor(s) ;</li> <li>- Confine the development site to the demarcated area;</li> <li>- Conduct environmental internal audits with regards to EMPr and authorisation compliance (on cEO);</li> <li>- Assist the contractors in addressing environmental challenges on site;</li> <li>- Assist in incident management:</li> <li>- Reporting environmental incidents to developer and ensuring that corrective action is taken, and lessons learnt shared;</li> <li>- Assist the contractor in investigating environmental incidents and compile investigation reports;</li> <li>- Follow-up on pre-warnings, defects, non-conformance reports;</li> </ul>



Responsible Person(s)	Role and Responsibilities
	<ul style="list-style-type: none"> <li>- Measure and communicate environmental performance to the Contractor;</li> <li>- Conduct environmental awareness training on site together with ECO and cEO;</li> <li>- Ensure that the necessary legal permits and / or licenses are in place and up to date;</li> <li>- Acting as Developer's Environmental Representative on site and work together with the ECO and contractor;</li> </ul>
Contractor	<p><u>Role</u></p> <p>The Contractor appoints the cEO and has overall responsibility for ensuring that all work, activities, and actions linked to the delivery of the contract are in line with the EMPr and that Method Statements are implemented as described. External contractors must ensure compliance with this EMPr while performing the onsite activities as per their contract with the Project Developer. The contractors are required, where specified, to provide Method Statements setting out in detail how the impact management actions contained in the EMPr will be implemented during the development or expansion of substation infrastructure for the transmission and distribution of electricity activities.</p> <p><u>Responsibilities</u></p> <ul style="list-style-type: none"> <li>- project delivery and quality control for the development services as per appointment;</li> <li>- employ a suitably qualified person to monitor and report to the Project Developer's appointed person on the daily activities on-site during the construction period;</li> <li>- ensure that safe, environmentally acceptable working methods and practices are implemented and that equipment is properly operated and maintained, to facilitate proper access and enable any operation to be carried out safely;</li> <li>- attend on site meeting(s) prior to the commencement of activities to confirm the procedure and designated activity zones;</li> <li>- ensure that contractors' staff repair, at their own cost, any environmental damage as a result of a contravention of the specifications contained in EMPr, to the satisfaction of the ECO.</li> </ul>

Responsible Person(s)	Role and Responsibilities
contractor Environmental Officer (cEO)	<p><u>Role</u></p> <p>Each Contractor affected by the EMPr should appoint a cEO, who is responsible for the on-site implementation of the EMPr (or relevant sections of the EMPr). The Contractor's representative can be the site agent; site engineer; a dedicated environmental officer; or an independent consultant. The Contractor must ensure that the Contractor's Representative is suitably qualified to perform the necessary tasks and is appointed at a level such that she/he can interact effectively with other site Contractors, labourers, the Environmental Control Officer and the public. As a minimum the cEO shall meet the following criteria:</p> <p><u>Responsibilities</u></p> <ul style="list-style-type: none"> <li>- Be on site throughout the duration of the project and be dedicated to the project;</li> <li>- Ensure all their staff are aware of the environmental requirements, conditions and constraints with respect to all of their activities on site;</li> <li>- Implementing the environmental conditions, guidelines and requirements as stipulated within the EA, EMPr and Method Statements;</li> <li>- Attend the Environmental Site Meeting;</li> <li>- Undertaking corrective actions where non-compliances are registered within the stipulated timeframes;</li> <li>- Report back formally on the completion of corrective actions;</li> <li>- Assist the ECO in maintaining all the site documentation;</li> <li>- Prepare the site inspection reports and corrective action reports for submission to the ECO;</li> <li>- Assist the ECO with the preparing of the monthly report; and</li> <li>- Where more than one Contractor is undertaking work on site, each company appointed as a Contractor will appoint a cEO representing that company.</li> </ul>

## 4. ENVIRONMENTAL DOCUMENTATION REPORTING AND COMPLIANCE

To ensure accountable and demonstrated implementation of the EMPr, a number of reporting systems, documentation controls and compliance mechanisms must be in place for all substation infrastructure projects as a minimum requirement.

### 4.1 Document control/Filing system

The holder of the EA is solely responsible for the upkeep and management of the EMPr file. As a minimum, all documentation detailed below will be stored in the EMPr file. A hard copy of all documentation shall be filed, while an electronic copy may be kept where relevant. A duplicate file will be maintained in the office of the DSS (where applicable). This duplicate file must remain current and up-to-date. The filing system must be updated and relevant documents added as required. The EMPr file must be made available at all times on request by the CA or other relevant authorities. The EMPr file will form part of any environmental audits undertaken as prescribed in the EIA Regulations.

### 4.2 Documentation to be available

At the outset of the project the following preliminary list of documents shall be placed in the filing system and be accessible at all times:

- Full copy of the signed EA from the CA in terms of NEMA, granting approval for the development or expansion;
- Copy of the generic and site specific EMPr as well as any amendments thereof;
- Copy of declaration of implementing generic EMPr and subsequent approval of site specific EMPr and amendments thereof;
- All method statements;
- Completed environmental checklists;
- Minutes and attendance register of environmental site meetings;
- An up-to-date environmental incident log;
- A copy of all instructions or directives issued;
- A copy of all corrective actions signed off. The corrective actions must be filed in such a way that a clear reference is made to the non-compliance record;
- Complaints register.

### 4.3 Weekly Environmental Checklist

The ECOs are required to complete a Weekly Environmental Checklist, the format of which is to be agreed prior to commencement of the activity. The ECOs are required to sign and date the checklist, retain a copy in the EMPr file and submit a copy of the completed checklist to the DSS on a weekly basis.

The checklists will form the basis for the Monthly Environmental Reports. Copies of all completed checklists will be attached as Annexures to the Environmental Audit Report as required in terms of the EIA Regulations.

#### 4.4 Environmental site meetings

Minutes of the environmental site meetings shall be kept. The minutes must include an attendance register and will be attached to the Monthly Report that is distributed to attendees. Each set of minutes must clearly record "Matters for Attention" that will be reviewed at the next meeting.

#### 4.5 Required Method Statements

The method statement will be done in such detail that the ECOs are enabled to assess whether the contractor's proposal is in accordance with the EMPr.

The method statement must cover applicable details with regard to:

- development procedures;
- materials and equipment to be used;
- getting the equipment to and from site;
- how the equipment/ material will be moved while on site;
- how and where material will be stored;
- the containment (or action to be taken if containment is not possible) of leaks or spills of any liquid or material that may occur;
- timing and location of activities;
- compliance/ non-compliance with the EMPr; and
- any other information deemed necessary by the ECOs.

Unless indicated otherwise by the Project Manager, the Contractor shall provide the following method statements to the Project Manager no less than 14 days prior to the commencement date of the activity:

- Site establishment – Camps, Lay-down or storage areas, satellite camps, infrastructure;
- Batch plants;
- Workshop or plant servicing;
- Handling, transport and storage of Hazardous Chemical Substance's;
- Vegetation management – Protected, clearing, aliens, felling;
- Access management – Roads, gates, crossings etc.;
- Fire plan;
- Waste management – transport, storage, segregation, classification, disposal (all waste streams);
- Social interaction – complaints management, compensation claims, access to properties etc.;
- Water – use (source, abstraction and disposal), access and all related information, crossings and mitigation;
- Emergency preparedness – Spills, training, other environmental emergencies;
- Dust and noise management methodologies;
- Fauna interaction and risk management – only if the risk was identified – wildlife interaction especially on game farms; and
- Heritage and palaeontology management.

The ECOs shall monitor and ensure that the contractors perform in accordance with these method statements. Completed and agreed method statements between the holder of the EA and the contractor shall be captured in Appendix 1.

#### 4.6 Environmental Incident Log (Diary)

The ECOs are required to maintain an up-to-date and current Environmental Incident Log (environmental diary). The Environmental Incident Log is a means to record all environmental incidents and/or all non-compliance notice would not be issued. An environmental incident is defined as:

- Any deviation from the listed impact management actions (listed in this EMPr) that may be addressed immediately by the ECOs. (For example a contractor's staff member littering or a drip tray that has not been emptied);
- Any environmental impact resulting from an action or activity by a contractor in contravention of the environmental stipulations and guidelines listed in the EMPr which as a single event would have a minor impact but which if cumulative and continuous would have a significant effect (for example no toilet paper available in the ablutions for an afternoon); and
- General environmental information such as road kills or injured wildlife.

The ECOs are to record all environmental incidents in the Environmental Incident Log. All incidents regardless of severity must be reported to the Developer. The Log is to be kept in the EMPr file and at a minimum the following will be recorded for each environmental incident:

- The date and time of the incident;
- Description of the incident;
- The name of the Contractor responsible;
- The incident must be listed as significant or minor;
- If the incident is listed as significant, a non-compliance notice must be issued, and recorded in the log;
- Remedial or corrective action taken to mitigate the incident; and
- Record of repeat minor offences by the same contractor or staff member.

The Environmental Incident Log will be captured in the EAR.

#### 4.7 Non-compliance

A non-compliance notice will be issued to the responsible contractor by the ECOs via the DSS or Project Manager. The non-compliance notice will be issued in writing; a copy filed in the EMPr file and will at a minimum include the following:

- Time and date of the non-compliance;
- Name of the contractor responsible;
- Nature and description of the non-compliance;
- Recommended / required corrective action; and
- Date by which the corrective action to be completed.
- The contractors shall act immediately when a notice of non-compliance is received and correct whatever is the cause for the issuing of the notice. Complaints received regarding activities on the development site pertaining to the environment shall be

recorded in a dedicated register and the response noted with the date and action taken. The ECO should be made aware of any complaints. Any non-compliance with the agreed procedures of the EMPr is a transgression of the various statutes and laws that define the manner by which the environment is managed. Failure to redress the cause shall be reported to the relevant CA for them to deal with the transgression, as it deems fit. The contractor is deemed not to have complied with the EMPr if, inter alia, There is a deviation from the environmental conditions, impact management outcomes and impact management actions activities, as approved in generic and site specific EMPr as relevant as set out in the EMPr, which deviation has, or may cause, an environmental impact.

#### 4.8 Corrective action records

For each non-compliance notice issued, a documented corrective action must be recorded. On receiving a non-compliance notice from the DSS, the contractor's cEO will ensure that the corrective actions required take place within the stipulated timeframe. On completion of the corrective action the cEO is to issue a Corrective Action Report in writing to the ECOs. If satisfied that the corrective action has been completed, the ECOs are to sign-off on the Corrective Action Report, and attach the report to the non-compliance notice in the EMPr file. A corrective action is considered complete once the report has signed off by the ECOs.

#### 4.9 Photographic record

A digital photographic record will be kept. The photographic record will be used to show before, during and post rehabilitation evidence of the project as well used in cases of damages claims if they arise. Each image must be dated and a brief description note attached.

The Contractor shall:

1. Allow the ECOs access to take photographs of all areas, activities and actions.

The ECOs shall keep an electronic database of photographic records which will include:

1. Pictures of all areas designated as work areas, camp areas, development sites and storage areas taken before these areas are set up;
2. All bunding and fencing;
3. Road conditions and road verges;
4. Condition of all farm fences;
5. Topsoil storage areas;
6. All areas to be cordoned off during construction;
7. Waste management sites;
8. Ablution facilities (inside and out);
9. Any non-conformances deemed to be "significant";
10. All completed corrective actions for non-compliances;
11. All required signage;
12. Photographic recordings of incidents;
13. All areas before, during and post rehabilitation; and
14. Include relevant photographs in the Final Environmental Audit Report.

#### 4.10 Complaints register

The ECOs shall keep a current and up-to-date complaints register. The complaints register is to be a record of all complaints received from communities, stakeholders and individuals. The Complaints Record shall:

1. Record the name and contact details of the complainant;
2. Record the time and date of the complaint;
3. Contain a detailed description of the complaint;
4. Where relevant and appropriate, contain photographic evidence of the complaint or damage (ECOs to take relevant photographs); and
5. Contain a copy of the ECOs written response to each complaint received and keep a record of any further correspondence with the complainant. The ECO's written response will include a description of any corrective action to be taken and must be signed by the Contractor, ECO and affected party. Where a damage claim is issued by the complainant, the ECOs shall respond as described in **(section 4.11)** below.

#### 4.11 Claims for damages

In the event that a Claim for Damages is submitted by a community, landowner or individual, the ECOs shall:

1. Record the full detail of the complaint as described in **(section 4.10)** above;
2. The DPM will evaluate the claim and associated damage and submit the evaluation to the Senior Site Representative for approval;
3. Following consideration by the DPM, the claim is to be resolved and settled immediately, or the reason for not accepting the claim communicated in writing to the claimant. Should the claimant not accept this, the ECO shall, in writing report the incident to the Developer's negotiator and legal department; and
4. A formal record of the response by the ECOs to the claimant as well as the rectification of the method of making payments not amount will be recorded in the EMPr file.

#### 4.12 Interactions with affected parties

Open, transparent and good relations with affected landowners, communities and regional staff are an essential aspect to the successful management and mitigation of environmental impacts.

The ECOs shall:

1. Ensure that all queries, complaints and claims are dealt within an agreed timeframe;
2. Ensure that any or all agreements are documented, signed by all parties and a record of the agreement kept in the EMPr file;
3. Ensure that a complaints telephone numbers are made available to all landowners and affected parties; and
4. Ensure that contact with affected parties is courteous at all times;

#### 4.13 Environmental audits

Internal environmental audits of the activity and implementation of the EMPr must be undertaken. The findings and outcomes included in the EMPr file and submitted to the CA at intervals as indicated in the EA.

The ECOs must prepare a monthly EAR. The report will be tabled as the key point on the agenda of the Environmental Site Meeting. The Report is submitted for acceptance at the meeting and the final report will be circulated to the Project Manager and filed in the EMPr file. At a frequency determined by the EA, the ECOs shall submit the monthly reports to the CA. At a minimum the monthly report is to cover the following:

- Weekly Environmental Checklists;
- Deviations and non-compliances with the checklists;
- Non-compliances issued;
- Completed and reported corrective actions;
- Environmental Monitoring;
- General environmental findings and actions; and
- Minutes of the Bi-monthly Environmental Site Meetings.

#### 4.14 Final environmental audits

On final completion of the rehabilitation and/or requirements of the EA a final EAR is to be prepared and submitted to the CA. The EAR must comply with Appendix 7 of the EIA Regulations.



## **PART B: SECTION 1: Pre-approved generic EMPr template**

### **5. IMPACT MANAGEMENT OUTCOMES AND IMPACT MANAGEMENT ACTIONS**

This section provides a pre-approved generic EMPr template with aspects that are common to the development of substation infrastructure for the transmission and distribution of electricity. There is a list of aspects identified for the development or expansion of substation infrastructure for the transmission and distribution of electricity, and for each aspect a set of prescribed impact management outcomes and associated impact management actions have been identified. Holders of EAs are responsible to ensure the implementation of these outcomes and actions for all projects as a minimum requirement, in order to mitigate the impact of such aspects identified for the development or expansion of substation infrastructure for the transmission and distribution of electricity.

The template provided below is to be completed by providing the information under each heading for each environmental impact management action.

The completed template must be signed and dated on each page by both the contractor and the holder of the EA prior to commencement of the activity. The method statements prepared and agreed to by the holder of the EA must be appended to the template as Appendix 1. Each method statement must also be duly signed and dated on each page by the contractor and the holder of the EA. This template, once signed and dated, is legally binding. The holder of the EA will remain responsible for its implementation.

## 5.1 Environmental awareness training

**Impact management outcome:** All onsite staff are aware and understands the individual responsibilities in terms of this EMPr.

Impact Management Actions	Implementation			Monitoring		
	Responsible person	Method of implementation	Timeframe for implementation	Responsible person	Frequency	Evidence of compliance
– All staff must receive environmental awareness training prior to commencement of the activities;	ECO / cEO / dEO	Hold environmental awareness training workshops	Pre-construction Construction and Operations	ECO dEO	Monthly and as and when required	Attendance register and training minutes / notes for the record
– The Contractor must allow for sufficient sessions to train all personnel with no more than 20 personnel attending each course;	Contractor	Scheduling of sufficient sessions through consultation with the ECO / cEO / dEO	Pre-construction Construction	ECO dEO	Monthly and as and when required	Attendance register and training minutes / notes for the record
– Refresher environmental awareness training is available as and when required;	cEO / dEO in consultation with the ECO	Hold refresher environmental awareness training workshops	During the construction phase	ECO dEO	Monthly and as and when required	Attendance register and training minutes / notes for the record
– All staff are aware of the conditions and controls linked to the EA and within the EMPr and made aware of their individual roles and responsibilities in achieving compliance with the EA and EMPr;	cEO / dEO	Hold training workshops and ensure that the EA and EMPr is readily available	During the construction phase	ECO dEO	Monthly and as and when required	Attendance register and training minutes / notes for the record

<ul style="list-style-type: none"> <li>- The Contractor must erect and maintain information posters at key locations on site, and the posters must include the following information as a minimum: <ul style="list-style-type: none"> <li>a) Safety notifications; and</li> <li>b) No littering.</li> </ul> </li> </ul>	Contractor	Develop and place appropriate posters at key locations	Pre-construction Construction	ECO dEO cEO	Monthly	Photographic record
<ul style="list-style-type: none"> <li>- Environmental awareness training must include as a minimum the following: <ul style="list-style-type: none"> <li>a) Description of significant environmental impacts, actual or potential, related to their work activities;</li> <li>b) Mitigation measures to be implemented when carrying out specific activities;</li> <li>c) Emergency preparedness and response procedures;</li> <li>d) Emergency procedures;</li> <li>e) Procedures to be followed when working near or within sensitive areas;</li> <li>f) Wastewater management procedures;</li> <li>g) Water usage and conservation;</li> <li>h) Solid waste management procedures;</li> <li>i) Sanitation procedures;</li> <li>j) Fire prevention; and</li> <li>k) Disease prevention.</li> </ul> </li> </ul>	cEO / dEO in consultation with the ECO	Develop environmental awareness training material which covers the minimum requirements	Pre-construction Construction	ECO dEO	Prior to the commencement of the environmental awareness training	Environmental awareness training material requirements checklist
<ul style="list-style-type: none"> <li>- A record of all environmental awareness training courses undertaken as part of the EMPr must be available;</li> </ul>	ECO / cEO / dEO	Filing system including all proof of training (i.e. attendance register and training minutes / notes for the record)	During the construction phase	ECO dEO	Monthly	Completed and up to date filing system with proof of training
<ul style="list-style-type: none"> <li>- Educate workers on the dangers of open and/or unattended fires;</li> </ul>	cEO / dEO in consultation with the ECO	Develop environmental awareness training	Pre-construction Construction	ECO dEO	Prior to the commencement of the	Environmental awareness training

		material which covers the dangers of open and/or unattended fire			environmental awareness training	material requirements checklist
- A staff attendance register of all staff to have received environmental awareness training must be available.	ECO / cEO / dEO	Filing system including all proof of training (i.e. attendance register)	During the construction phase	ECO dEO	Monthly	Completed and up to date filing system inclusive of all attendance registers
- Course material must be available and presented in appropriate languages that all staff can understand.	ECO / cEO / dEO	Develop environmental awareness training material in the required languages. Training material must be readily available to all staff	During the construction phase	ECO dEO	Monthly	Environmental awareness training material requirements checklist and the training register which must indicate the language of the training

## 5.2 Site Establishment development

**Impact management outcome:** Impacts on the environment are minimised during site establishment and the development footprint are kept to demarcated development area.

Impact Management Actions	Implementation			Monitoring		
	Responsible person	Method of implementation	Timeframe for implementation	Responsible person	Frequency	Evidence of compliance
<ul style="list-style-type: none"> <li>- A method statement must be provided by the contractor prior to any onsite activity that includes the layout of the construction camp in the form of a plan showing the location of key infrastructure and services (where applicable), including but not limited to offices, overnight vehicle parking areas, stores, the workshop, stockpile and lay down areas, hazardous materials storage areas (including fuels), the batching plant (if one is located at the construction camp), designated access routes, equipment cleaning areas and the placement of staff accommodation, cooking and ablution facilities, waste and wastewater management;</li> </ul>	Contractor	Development of an appropriate method statement	Pre-construction	ECO dEO	Once, prior to construction	Availability of the method statement which complies with the minimum requirements listed
<ul style="list-style-type: none"> <li>- Location of camps must be within approved area to ensure that the site does not impact on sensitive areas identified in the environmental assessment or site walk through;</li> </ul>	DPM	Place construction camps outside of sensitive areas identified in the Basic Assessment Report	Pre-construction Construction	ECO dEO	Once, prior to construction	Availability of a layout and sensitivity map indicating avoidance of sensitive areas
<ul style="list-style-type: none"> <li>- Sites must be located where possible on previously disturbed areas;</li> </ul>	DPM	Place site outside of sensitive areas and within previously disturbed areas	Pre-construction	ECO dEO	Once, prior to construction	Availability of a layout and sensitivity map indicating

		identified in the BA Report				avoidance of sensitive areas and placement within disturbed areas
– The camp must be fenced in accordance with <b>Section 5.5: Fencing and gate installation</b> ; and	DPM	Design and implementation of fencing as per the requirements of Section 5.5 of this EMPr	Pre-construction & Construction	ECO dEO	Once, prior to construction and once during the construction of the fencing	The camp is fenced in accordance with Section 5.5 of this EMPr
– The use of existing accommodation for contractor staff, where possible, is encouraged.	Contractor	Obtain sufficient and appropriate accommodation facilities for personnel where relevant	Pre-construction	ECO dEO	Once, prior to construction	Proof of appropriate accommodation

### 5.3 Access restricted areas

**Impact management outcome:** Access to restricted areas prevented.

Impact Management Actions	Implementation			Monitoring		
	Responsible person	Method of implementation	Timeframe for implementation	Responsible person	Frequency	Evidence of compliance

- Identification of access restricted areas is to be informed by the environmental assessment, site walk through and any additional areas identified during development;	dEO / cEO in consultation with the ECO	Spatially demarcate access restricted areas informed by the BA Report	Pre-construction	ECO	Once, prior to construction	Access restricted areas are identified and provided in a spatial format
- Erect, demarcate and maintain a temporary barrier with clear signage around the perimeter of any access restricted area, colour coding could be used if appropriate; and	dEO / cEO in consultation with the ECO	Erect appropriate temporary barriers around access restricted areas	At the commencement and for the duration of the construction phase	ECO	Monthly	Access restricted areas are closed-off through temporary barriers and barriers are maintained to a sufficient standard
- Unauthorised access and development related activity inside access restricted areas is prohibited.	Contractor / dEO / cEO	Erect appropriate temporary barriers around access restricted areas and provide clear signage of restricted status	During the construction phase	ECO	Monthly, and as and when required	Photographic evidence and notes of compliance that no unauthorised access or activities has taken place within the access restricted areas

#### 5.4 Access roads

--

**Impact management outcome:** Minimise impact to the environment through the planned and restricted movement of vehicles on site.

Impact Management Actions	Implementation			Monitoring		
	Responsible person	Method of implementation	Timeframe for implementation	Responsible person	Frequency	Evidence of compliance
– An access agreement must be formalised and signed by the DPM, Contractor and landowner before commencing with the activities;	DPM Contractor	Develop access agreements with the affected landowners. Ensure that agreements are approved and signed	Pre-construction	dEO ECO	Once, prior to construction	Availability of approved and signed negotiations
– All private roads used for access to the servitude must be maintained and upon completion of the works, be left in at least the original condition	Contractor	Undertake maintenance activities on private roads used for construction as degradation takes place	During the construction phase	cEO / ECO	Weekly	Photographic record of the pre-construction condition and degradation of roads, and records of the implementation and effectiveness of maintenance activities
– All contractors must be made aware of all these access routes.	dEO / cEO	Develop a map illustrating all access routes associated with the project and	Pre-construction Construction	ECO	Once, prior to construction	Access routes map readily available



		present and provide the map to all contractors				
- Any access route deviation from that in the written agreement must be closed and re-vegetated immediately, at the contractor's expense;	Contractor	All access routes developed that are not in-line with the access route agreements must be closed and rehabilitated to the pre-disturbance state	Construction and Rehabilitation	cEO ECO	Bi-weekly (every two weeks)	Photographic record of the closure of access roads and re-vegetation
- Maximum use of both existing servitudes and existing roads must be made to minimize further disturbance through the development of new roads;	Contractor (and Eskom maintenance staff where relevant to operation)	Existing access routes to be used must be specified and the development of new roads must be avoided as far as possible	Construction and operation	cEO Operation and maintenance team	Weekly	Implementation of the approved layout
- In circumstances where private roads must be used, the condition of the said roads must be recorded in accordance with <b>section 4.9: photographic record</b> ; prior to use and the condition thereof agreed by the landowner, the DPM, and the contractor;	dEO / cEO	Record the conditions of private roads to be used (prior to use) as per the requirements of section 4.9 and agree on the required condition of the roads with the landowner, DPM and contractor	During the construction phase	ECO	Prior to the use of private roads	Photographic record and proof of the road conditions agreed upon with the relevant parties

- Access roads in flattish areas must follow fence lines and tree belts to avoid fragmentation of vegetated areas or croplands	DPM and Contractor	Design access roads to follow fence lines and avoid vegetated areas	Pre-construction	ECO	Once during the design and once prior to construction	Implementation of the approved layout
- Access roads must only be developed on pre-planned and approved roads.	Contractor	Construction of access roads only on pre-planned and approved access roads	During the construction phase	ECO once during the design dEO	Once during the design and weekly during the construction of access roads	Implementation of the approved layout

### 5.5 Fencing and Gate installation

**Impact management outcome:** Minimise impact to the environment and ensure safe and controlled access to the site through the erection of fencing and gates where required.

Impact Management Actions	Implementation			Monitoring		
	Responsible person	Method of implementation	Timeframe for implementation	Responsible person	Frequency	Evidence of compliance
- Use existing gates provided to gain access to all parts of the area authorised for development, where possible;	Contractor	Identify and inform all relevant staff of the existing gates to be used	Pre-construction & Construction	dEO	Monthly	Existing gates are utilised on a frequent basis and only limited new access

						gates are developed
- Existing and new gates to be recorded and documented in accordance with <b>section 4.9: photographic record;</b>	ECO	Existing and new gates will be recorded and documented as per the requirements of section 4.9	During the construction phase	ECO	Once, when the construction of all new gates have been completed	Photographic record of the existing and new gates as per the requirements of section 4.9
- All gates must be fitted with locks and be kept locked at all times during the development phase, unless otherwise agreed with the landowner;	Contractor	Ensure all relevant gates are fitted with locks and are always locked	Construction and Operation	ECO monthly, Operation and maintenance team and cEO	Bi-weekly (every second week)	All gates are locked and no complaints from landowners are received in this regard
- At points where the line crosses a fence in which there is no suitable gate within the extent of the line servitude, on the instruction of the DPM, a gate must be installed at the approval of the landowner;	dEO	Install new gates where required with the approval of the affected landowner	During the construction phase	ECO	Once, prior to construction and during the construction phase, as and when required	New gates are installed where the power line crosses fences
- Care must be taken that the gates must be so erected that there is a gap of no more than 100 mm between the bottom of the gate and the ground;	Contractor	Install gates in a manner so that there is a gap of no more than 100mm between the bottom of the gate and the ground	During the construction phase	cEO	Once, during the erection of the gates during the construction phase	New gates installed as per the requirement

- Where gates are installed in jackal proof fencing, a suitable reinforced concrete sill must be provided beneath the gate;	Contractor	Implement a reinforced concrete sill beneath gates installed for jackal proofing	During the construction phase	cEO	Once, during the erection of the gates during the construction phase	New gates installed as per the requirement
- Original tension must be maintained in the fence wires;	Contractor	Maintain original tension of fences through required activities	During the construction phase	ECO	Monthly	No tension reduction on fence wires
- All gates installed in electrified fencing must be re-electrified;	Contractor	Electrify gates installed in electrified fencing	During the construction phase	ECO	Once, during the erection of the gates during the construction phase	Gates installed in electrified fencing is electrified
- All demarcation fencing and barriers must be maintained in good working order for the duration of the development activities;	Contractor	Undertake maintenance activities on fences and barriers	During the construction phase	ECO	Monthly	Photographic record of maintained fences and barriers
- Fencing must be erected around the camp, batching plants, hazardous storage areas, and all designated access restricted areas, where applicable;	Contractor	Fence construction camps, batching plants, hazardous storage areas and access restricted areas. Avoid sensitive flora	During the construction phase	ECO	Once during the erection of fencing	Photographic record of fences erected
- Any temporary fencing to restrict the movement of life-stock must only be erected with the permission of the land owner.	dEO/ cEO Contractor	Obtain written approval from the relevant landowner where	During the construction phase	ECO	To be monitored as temporary	Written approval to be provided by the dEO

		temporary fencing is required to restrict livestock movement			fencing is required	
- All fencing must be developed of high quality material bearing the SABS mark;	Contractor	Make use of high quality materials approved by SABS	During the construction phase	cEO	To be monitored as fencing is erected during the construction phase	Use of high quality materials for fencing approved by SABS
- The use of razor wire as fencing must be avoided;	Contractor	Razor wire must not be sourced or used for the erection of fencing	During the construction phase	ECO	To be monitored as fencing is erected during the construction phase	Fences erected do not make use of razor wire
- Fenced areas with gate access must remain locked after hours, during weekends and on holidays if staff is away from site. Site security will be required at all times;	DSS and Contractor	Ensure fenced areas are locked as required through the implementation of a formalised process. Appoint a security company	During the construction phase	cEO	Weekly and as and when required	Fences are locked and no complaints from landowners are received. A security company is appointed
- On completion of the development phase all temporary fences are to be removed;	Contractor	Removal of all temporary fences	At the end of the Construction Phase	ECO dEO	Once, following the completion of the construction phase	No temporary fences associated with the project is present

						following the completion of the construction phase
- The contractor must ensure that all fence uprights are appropriately removed, ensuring that no uprights are cut at ground level but rather removed completely.	Contractor	Appropriate removal of all fence uprights	At the end of the Construction Phase	ECO dEO	Once, following the completion of the construction phase	No fence uprights associated with the project is present following the completion of the construction phase

## 5.6 Water Supply Management

**Impact management outcome:** Undertake responsible water usage.

Impact Management Actions	Implementation			Monitoring		
	Responsible person	Method of implementation	Timeframe for implementation	Responsible person	Frequency	Evidence of compliance

<ul style="list-style-type: none"> <li>- All abstraction points or bore holes must be registered with the DWS and suitable water meters installed to ensure that the abstracted volumes are measured on a daily basis;</li> </ul>	DPM and Contractor	Obtaining relevant registrations from DWS and installation of water meters	Pre-construction	cEO	To be monitored with the installation of water meters and daily during construction and operation	Use of high quality water meters
<ul style="list-style-type: none"> <li>- The Contractor must ensure the following:               <ul style="list-style-type: none"> <li>a. The vehicle abstracting water from a river does not enter or cross it and does not operate from within the river;</li> <li>b. No damage occurs to the river bed or banks and that the abstraction of water does not entail stream diversion activities; and</li> <li>c. All reasonable measures to limit pollution or sedimentation of the downstream watercourse are implemented.</li> </ul> </li> </ul>	Not applicable - water will not be abstracted from a river					
<ul style="list-style-type: none"> <li>- Ensure water conservation is being practiced by:               <ul style="list-style-type: none"> <li>a. Minimising water use during cleaning of equipment;</li> <li>b. Undertaking regular audits of water systems; and</li> <li>c. Including a discussion on water usage and conservation during environmental awareness training.</li> <li>d. The use of grey water is encouraged.</li> </ul> </li> </ul>	Contractor / dEO / cEO in consultation with the ECO	Implement the required water conservation measures throughout on-site construction processes	During the construction phase	ECO	Monthly, and as and when required	Successful implementation of water conservation

### 5.7 Storm and waste water management

**Impact management outcome:** Impacts to the environment caused by storm water and wastewater discharges during construction are avoided.

Impact Management Actions	Implementation			Monitoring		
	Responsible person	Method of implementation	Timeframe for implementation	Responsible person	Frequency	Evidence of compliance
– Runoff from the cement/ concrete batching areas must be strictly controlled, and contaminated water must be collected, stored and either treated or disposed of off-site, at a location approved by the project manager;	Contractor	Implement measures for the control and management of runoff	During the construction phase	cEO	Weekly	No mismanagement of runoff or contaminated water due to the temporary concrete batching plant
– All spillage of oil onto concrete surfaces must be controlled by the use of an approved absorbent material and the used absorbent material disposed of at an appropriate waste disposal facility;	Contractor and cEO	Obtain approved absorbent material and make use of licensed waste disposal facilities for disposal of oil	During the Construction Phase	ECO	Monthly	Availability of approved absorbent material at the construction site and proof of disposal of oil at licensed disposal facilities
– Natural storm water runoff not contaminated during the development and clean water can be discharged directly to watercourses and water bodies, subject to the Project Manager's approval and support by the ECO;	DPM in consultation with the ECO	Consultation between the DPM and the ECO to determine if water can be discharged directly into water bodies (where present). The	During the construction phase	ECO	As and when the need arises to discharge natural stormwater runoff and clean water	Proof of consultation between the DPM and ECO and the outcomes thereof to be provided. Proof of



		necessary water quality testing must be undertaken prior to discharge				water quality testing and the results thereof.
– Water that has been contaminated with suspended solids, such as soils and silt, may be released into watercourses or water bodies only once all suspended solids have been removed from the water by settling out these solids in settlement ponds. The release of settled water back into the environment must be subject to the Project Manager's approval and support by the ECO.	DPM in consultation with the ECO	Consultation between the DPM and the ECO to determine if water can be released following settling.	During the construction phase	ECO	As and when the need arises to discharge settled water	Proof of consultation between the DPM and ECO and the outcomes thereof to be provided.

### 5.8 Solid and hazardous waste management

**Impact management outcome:** Wastes are appropriately stored, handled and safely disposed of at a recognised waste facility.

Impact Management Actions	Implementation			Monitoring		
	Responsible person	Method of implementation	Timeframe for implementation	Responsible person	Frequency	Evidence of compliance
– All measures regarding waste management must be undertaken using an integrated waste management approach;	Contractor	Develop and implement a waste management plan	During the construction phase	ECO	Monthly	Implementation of the waste management plan and proof of

							waste management through proof of responsible disposal
- Sufficient, covered waste collection bins (scavenger and weatherproof) must be provided;	Contractor	Provision of appropriate waste collection bins strategically placed throughout the site	During the construction phase	cEO	Weekly		Appropriate waste collection bins are available throughout the site
- A suitably positioned and clearly demarcated waste collection site must be identified and provided;	DPM and Contractor	Identify an appropriate location for the waste collection site which must be clearly demarcated through signage and temporary fencing	Design and Construction Phase	ECO	Once, prior to the commencement of construction		A waste collection site is appropriately placed and demarcated
- The waste collection site must be maintained in a clean and orderly manner;	Contractor	Regular collection of waste and maintenance of the area must be undertaken as per the waste requirements for the project during construction	During the Construction Phase	cEO	Weekly		The waste collection site is maintained and clean
- Waste must be segregated into separate bins and clearly marked for each waste type for recycling and safe disposal;	Contractor	Provide separate and marked bins for the different waste types	During the Construction Phase	cEO	Weekly		Separate waste bins are available on site and

		associated with the construction phase				waste generated is separated into the relevant bins
- Staff must be trained in waste segregation;	cEO / dEO in consultation with the ECO	Include waste segregation as part of the environmental awareness training material.	Pre-construction Construction	ECO	Monthly, and as and when required	Environmental awareness training material requirements checklist
- Bins must be emptied regularly;	Contractor	Bins must be emptied before reaching total capacity and on a regular basis as required for the project	During the construction phase	ECO	Monthly	No mismanagement of bins.
- General waste produced onsite must be disposed of at registered waste disposal sites/ recycling company;	Contractor	Disposal of general waste at licensed waste disposal facilities must be undertaken as per the waste management plan	During the construction phase	ECO	Monthly	Disposal certificates of disposal at licensed facilities to be provided
- Hazardous waste must be disposed of at a registered waste disposal site;	Contractor	Disposal of hazardous waste at licensed waste disposal facilities must be undertaken as per the waste	During the construction phase	ECO	Monthly	Disposal certificates of disposal at licensed facilities to be provided

		management plan				
- Certificates of safe disposal for general, hazardous and recycled waste must be maintained.	Contractor	Obtain certificates for safe disposal of waste	During the construction phase	ECO	Monthly	Disposal certificates of disposal at licensed facilities to be provided and filed as part of the filing system
- In the event of a significant spill or leak of hazardous substances (petrol and diesel) during the construction or operational phase, such incident(s) must be reported to all relevant authorities, including the Chief Director: Development Planning of the DEA&DP, in accordance with section 30(5) of the NEMA pertaining to the control of incidents.	Contractor	Inform the Department on significant spills or leaks construction or operational phase	During the construction and operation Phase.	ECO	Monthly	The Department to be notified of significant spills or leaks.
- Any solid waste should be appropriately stored at the site until such time that it can be disposed of at a licensed facility, suitable of accepting such waste.	Contractor	Any solid waste should be appropriately stored.	During the construction phase	ECO	Monthly	Any solid waste should be appropriately stored
- Should more than 100m <sup>3</sup> of general waste, or more than 80m <sup>3</sup> of hazardous waste be stored at the site for a period exceeding 90 days, the wind energy facility will need to register in terms of, and adhere to, the National Norms and Standards for the Storage of Waste promulgated in Government Notice No. 926 of 29 November 2013	Contractor	Storage of waste should not exceed 100m <sup>3</sup>	During the construction phase	ECO	Monthly	Storage of waste should not exceed 100m <sup>3</sup> .

## 5.9 Protection of watercourses and estuaries

**Impact management outcome:** Pollution and contamination of the watercourse environment and or estuary erosion are prevented.

Impact Management Actions	Implementation			Monitoring		
	Responsible person	Method of implementation	Timeframe for implementation	Responsible person	Frequency	Evidence of compliance
– All watercourses must be protected from direct or indirect spills of pollutants such as solid waste, sewage, cement, oils, fuels, chemicals, aggregate tailings, wash and contaminated water or organic material resulting from the Contractor's activities;	Contractor	Contractor to undertake activities which can cause spills of pollutants outside of watercourses	During the construction phase	cEO	Weekly	No incidents reported of spillage of pollutants into watercourses
– In the event of a spill, prompt action must be taken to clear the polluted or affected areas;	Contractor and cEO	Develop a management plan or process for implementation should a spill take place	During the construction phase	cEO	Weekly	Feedback must be provided by the contractor in terms of how the spill was handled and photographic evidence of the feedback must be provided and kept on record

- Where possible, no development equipment must traverse any seasonal or permanent wetland	Not applicable – no wetlands present					
- No return flow into the estuaries must be allowed and no disturbance of the Estuarine functional Zone should occur;	Not applicable – no estuaries present					
- Development of permanent watercourse or estuary crossing must only be undertaken where no alternative access to tower position is available;	cEO, Contractor	Ensure that permanent crossings (access roads) are provided for access to the substations if no alternative crossing is available.	During the construction phase	cEO	Weekly	Ensure that permanent crossings are developed if there is no alternative.
- There must not be any impact on the long term morphological dynamics of watercourses or estuaries;	DPM, cEO	Develop a management plan or process for implementation should a spill take place within a watercourse and ensure continuous monitoring	During the construction and operation phase	ECO, dEO	For all phases of the project life cycle (i.e. construction, operation, decommissioning)	No incidents reported of spillage of pollutants into watercourses
- Existing crossing points must be favored over the creation of new crossings (including temporary access)	DPM, cEO	Develop a management plan or process for implementation should a spill take place within a watercourse and	During the pre-construction and construction phase	ECO, dEO	During the construction phase of the project.	Existing crossing points utilised as opposed to new ones created and no incidents

		ensure continuous monitoring				reported of spillage of pollutants into watercourses
<p>– When working in or near any watercourse or estuary, the following environmental controls and consideration must be taken:</p> <p>a) Water levels during the period of construction; No altering of the bed, banks, course or characteristics of a watercourse</p> <p>b) During the execution of the works, appropriate measures to prevent pollution and contamination of the riparian environment must be implemented e.g. including ensuring that construction equipment is well maintained;</p> <p>c) Where earthwork is being undertaken in close proximity to any watercourse, slopes must be stabilised using suitable materials, i.e. sandbags or geotextile fabric, to prevent sand and rock from entering the channel; and</p> <p>d) Appropriate rehabilitation and re-vegetation measures for the watercourse banks must be implemented timeously. In this regard, the banks should be appropriately and incrementally stabilised as soon as development allows.</p>	Contractor	Activities undertaken near watercourses must be in-line with and consider the specified environmental controls	During the construction phase	ECO	Monthly, and as and when required	No degradation of the watercourses and no incidents of destruction reported

### 5.10 Vegetation clearing

**Impact management outcome:** Vegetation clearing is restricted to the authorised development footprint of the proposed infrastructure.

Impact Management Actions	Implementation	Monitoring
---------------------------	----------------	------------

	Responsible person	Method of implementation	Timeframe for implementation	Responsible person	Frequency	Evidence of compliance
<b>General:</b>						
– Indigenous vegetation which does not interfere with the development must be left undisturbed;	cEO and contractor	Demarcate areas of indigenous vegetation to be avoided before clearance is undertaken	Construction and operation (i.e. for maintenance purposes)	ECO monthly, Operation and maintenance team weekly	Weekly, and as and when required	No unnecessary clearance of indigenous vegetation is undertaken
– Protected or endangered species may occur on or near the development site. Special care should be taken not to damage such species;	Contractor	Demarcate areas containing protected or endangered species to be avoided by construction activities	During the Construction Phase	ECO monthly and Operation and maintenance team weekly	Weekly, and as and when required	No clearance of protected or endangered species other than those permitted to be removed
– Search, rescue and replanting of all protected and endangered species likely to be damaged during project development must be identified by the relevant specialist and completed prior to any development or clearing;	Relevant specialist in consultation with the Contractor	Develop and implement a Plant Search and Rescue Plan	Pre-construction & Construction	cEO	Weekly, and as and when required	Implementation of the Plant Search and Rescue Plan and photographic evidence and notes of the implementation of the plan
– Permits for removal must be obtained from the relevant CA prior to the cutting or clearing of the affected species, and they must be filed;	DPM	Undertake the permitting process in order to obtain the relevant permits for the removal of	Pre-construction	ECO	Once, prior to the commencement of the construction phase	CA permits on file



		protected species. Permits must be kept on file			and removal of the protected species	
- The Environmental Audit Report must confirm that all identified species have been rescued and replanted and that the location of replanting is compliant with conditions of approvals;	ECO	Ensure that the audit report indicates all species rescued and replanted and provides feedback in terms of compliance with the conditions of permits for replanting	During the Construction Phase and following the completion of the Construction Phase	ECO	Once off or as and when required	ECO confirmed rescued and replanted programme implemented correctly.
- Trees felled due to construction must be documented and form part of the Environmental Audit Report;	ECO	Ensure that the audit report documents the details of trees felled	During the Construction Phase and following the completion of the Construction Phase	ECO	Once, prior to the commencement of the construction phase and removal of the protected species	CA permits on file
- Rivers and watercourses must be kept clear of felled trees, vegetation cuttings and debris;	Contractor	Felled trees, vegetation cuttings and debris must be disposed of at a licensed waste disposal facility	During the Construction Phase	ECO	Monthly	No felled trees, vegetation cuttings and debris are dumped in inappropriate locations and

						disposal certificates are available as proof of responsible disposal
- Only a registered pest control operator may apply herbicides on a commercial basis and commercial application must be carried out under the supervision of a registered pest control operator, supervision of a registered pest control operator or is appropriately trained;	DPM and Contractor	A suitably qualified pest control operator must be appointed	Construction and Operation	ECO	As and when the use of herbicides is required	Only registered pest control operators must be appointed and proof of their registration must be provided
- A daily register must be kept of all relevant details of herbicide usage;	DPM and Contractor	A suitably qualified pest control operator must be appointed	Construction and Operation	ECO	As and when the use of herbicides is required	Only registered pest control operators must be appointed and proof of their registration must be provided
- No herbicides must be used in estuaries	Not Applicable – no estuaries applicable					
- All protected species and sensitive vegetation not removed must be clearly marked and such areas	Contractor in consultation with the cEO	Spatially demarcate protected species	During the construction phase	ECO	Once, during the undertaking	Demarcation and fencing is undertaken

fenced off in accordance to <b>Section 5.3: Access restricted areas.</b>		and sensitive vegetation and implement appropriate fencing where required as per section 5.3			of the demarcation of the areas and the erection of the fencing	in-line with the requirements of section 5.3
- Alien invasive vegetation must be removed and disposed of at a licensed waste management facility.	Contractor	Undertake removal of alien invasive vegetation in accordance with the relevant guideline and ensure the vegetation is disposed of at a licensed waste disposal facility	Construction and Operation	ECO Operation and maintenance team	Monthly, and as and when required	Proof must be provided that alien invasive vegetation has been cleared in accordance to the relevant guideline and that the vegetation was disposed of at a licensed waste disposal facility

### 5.11 Protection of fauna

**Impact management outcome:** Disturbance to fauna is minimised.

Impact Management Actions	Implementation	Monitoring
---------------------------	----------------	------------

	Responsible person	Method of implementation	Timeframe for implementation	Responsible person	Frequency	Evidence of compliance
- No interference with livestock must occur without the landowner's written consent and with the landowner or a person representing the landowner being present;	dEO / cEO Contractor	Develop a procedure for dealing with livestock within the affected properties	Pre-construction and during the construction phase	ECO	Once, prior to the commencement of construction and as and when required during the construction phase	Written consent provided by the landowner and proof of representation of the landowner during interference
- The breeding sites of raptors and other wild birds species must be taken into consideration during the planning of the development programme;	dEO / cEO in consultation with the Contractor	Ensure that the planning and development programme considers breeding sites for wild bird species	Pre-construction & Construction	ECO	Once, prior to the commencement of construction and as and when required	The planning and development programme includes the consideration of breeding sites for wild bird species
- Breeding sites must be kept intact and disturbance to breeding birds must be avoided. Special care must be taken where nestlings or fledglings are present;	dEO / cEO in consultation with the Contractor	Avoid breeding sites and ensure that special care is taken in the presence of nestlings and fledglings	During the Construction Phase Operation Phase	ECO monthly, cEO and Operation and maintenance team weekly	Weekly, and as and when required during the construction. Monthly, and as and when required during operation	Photographic record of intact breeding sites

<p>– Special recommendations of the avian specialist must be adhered to at all times to prevent unnecessary disturbance of birds;</p>	<p>dEO / cEO in consultation with the Contractor</p>	<p>All mitigation measures recommended by the avifauna specialist must be implemented</p>	<p>During the Construction Phase Operation Phase</p>	<p>ECO Operation and maintenance team</p>	<p>Monthly during construction and monthly during operation</p>	<p>Photographic record of compliance and successful implementation of the recommended measures</p>
<p>– No poaching must be tolerated under any circumstances. All animal dens in close proximity to the works areas must be marked as Access restricted areas;</p>	<p>dEO / cEO in consultation with the Contractor</p>	<p>All site staff must be informed of this requirement during the Environmental Awareness Training and the consequences of not adhering to the requirement. These areas must be demarcated as Access Restricted Areas</p>	<p>During the Construction Phase</p>	<p>ECO</p>	<p>Monthly, and as and when required</p>	<p>No instances of poaching is reported</p>
<p>– No deliberate or intentional killing of fauna is allowed;</p>	<p>dEO / cEO in consultation with the Contractor</p>	<p>All site staff must be informed of this requirement during the Environmental Awareness Training and the consequences of not adhering to the requirement. These areas must be demarcated as</p>	<p>During the Construction Phase</p>	<p>ECO</p>	<p>Monthly, and as and when required</p>	<p>No instances of deliberate or intentional killing is reported</p>

		Access Restricted Areas				
- In areas where snakes are abundant, snake deterrents to be deployed on the pylons to prevent snakes climbing up, being electrocuted and causing power outages;	dEO / cEO in consultation with the Contractor	Implement and maintain snake deterrents on pylons in areas where snakes are abundant	During the Construction Phase Operation Phase	ECO Operation and maintenance team	Once, during the construction of the pylons and as and when required. Monthly during operation	Photographic record of the implementation and maintenance of snake deterrents
- No Threatened or Protected species (ToPs) and/or protected fauna as listed according NEMBA (Act No. 10 of 2004) and relevant provincial ordinances may be removed and/or relocated without appropriate authorisations/permits.	DPM in consultation with the dEO	Undertake a permitting process to obtain the required permits	Pre-construction	ECO	Once, prior to the commencement of construction and as and when required	Permits for removal and/relocation must be kept on file and be readily available

### 5.12 Protection of heritage resources

**Impact management outcome:** Impact to heritage resources is minimised.

Impact Management Actions	Implementation			Monitoring		
	Responsible person	Method of implementation	Timeframe for implementation	Responsible person	Frequency	Evidence of compliance
– Identify, demarcate and prevent impact to all known sensitive heritage features on site in accordance with the No-Go procedure in <b>Section 5.3: Access restricted areas</b> ;	DPM and a suitably qualified specialist  dEO / cEO in consultation with the Contractor and ECO	Spatially identify and demarcate areas of heritage significance as per the Heritage Impact Assessment and the Heritage Walk-through Report and as per the requirements of section 5.3	Pre-construction	ECO	Once, prior to the commencement of construction	Proof of avoidance of sensitive heritage features through details of avoidance and photographic records
– Carry out general monitoring of excavations for potential fossils, artefacts and material of heritage importance;	dEO (in consultation with specialists if/as required).	Ensure construction staff are adequately informed (via environmental awareness training) to carry out monitoring of excavations for fossils, artefacts and important heritage material	During the Construction Phase	ECO	Monthly, or as required	Environmental awareness training includes measures relating to monitoring for chance finds
– All work must cease immediately, if any human remains and/or other archaeological, palaeontological and historical material are uncovered. Such material, if exposed, must be reported to the nearest museum, archaeologist/ palaeontologist (or the South African Police Services), so that a systematic and professional investigation can be undertaken. Sufficient time must be	dEO / cEO in consultation with the Contractor and ECO	Develop and implement procedures for situations where human remains, archaeological, palaeontological or historical	During the Construction Phase	ECO	As and when required	Proof of work ceased and the required procedures followed in cases where material is discovered.

allowed to remove/collect such material before development recommences.		material are uncovered				
---	--	------------------------	--	--	--	--

### 5.13 Safety of the public

**Impact management outcome:** All precautions are taken to minimise the risk of injury, harm or complaints.

Impact Management Actions	Implementation			Monitoring		
	Responsible person	Method of implementation	Timeframe for implementation	Responsible person	Frequency	Evidence of compliance
– Identify fire hazards, demarcate and restrict public access to these areas as well as notify the local authority of any potential threats e.g. large brush stockpiles, fuels etc.;	cEO in consultation with the Contractor	Develop an Emergency Preparedness, Response and Fire Management Plan specific to the project	Pre-construction Construction	cEO	Once, prior to the commencement of construction and weekly during the construction phase	Compliance with the Emergency Preparedness, Response and Fire Management Plan
– All unattended open excavations must be adequately fenced or demarcated;	Contractor	Ensure that all excavations undertaken is fenced and demarcated within a reasonable timeframe and in	During the Construction Phase	cEO	Weekly	Excavations are fenced where required and photographic proof can be provided



		instances where excavations will be open for long-periods of time				
- Adequate protective measures must be implemented to prevent unauthorised access to and climbing of partly constructed towers and protective scaffolding;	Contractor	All staff must be easily identifiable and the climbing of towers and scaffolding must only be undertaken by authorised personnel as managed by the Contractor	During the construction phase	ECO	Monthly, and as and when required	No incidents of unauthorised climbing is reported
- Ensure structures vulnerable to high winds are secured;	Contractor	Ensure that sufficient stabilisation measures are implemented to secure structures vulnerable to high winds	During the construction phase	cEO	Weekly, and as and when required	No incidents of unstable structures due to high winds is reported
- Maintain an incidents and complaints register in which all incidents or complaints involving the public are logged.	cEO	Compile and regularly update as incidents and complaints are submitted from the public and indicate the actions taken to resolve the complaint	During the construction phase	ECO	Monthly, and as and when required	The incidents and complaints register is complete and provides all the required details

### 5.14 Sanitation

**Impact management outcome:** Clean and well maintained toilet facilities are available to all staff in an effort to minimise the risk of disease and impact to the environment.

Impact Management Actions	Implementation			Monitoring		
	Responsible person	Method of implementation	Timeframe for implementation	Responsible person	Frequency	Evidence of compliance
– Mobile chemical toilets are installed onsite if no other ablution facilities are available;	Contractor	Mobile chemical toilets must be placed appropriately and in areas that avoid environmental sensitivities	During the Construction Phase	cEO	Weekly	Mobile toilets are installed and avoid environmental sensitivities
– The use of ablution facilities and or mobile toilets must be used at all times and no indiscriminate use of the veld for the purposes of ablutions must be permitted under any circumstances;	Contractor in consultation with the cEO	All site staff must be informed of this requirement during the Environmental Awareness Training and the consequences of not adhering to the requirement.	Pe-construction & Construction	ECO	Monthly, and as and when required	No evidence of non-compliance identified
– Where mobile chemical toilets are required, the following must be ensured: a) Toilets are located no closer than 100 m to any watercourse or water body; b) Toilets are secured to the ground to prevent them from toppling due to wind or any other cause;	Contractor in consultation with the cEO	The installation of the toilets by the Contractor must be as per the listed requirements	During the Construction Phase	cEO	Weekly	No evidence of non-compliance identified

<p>c) No spillage occurs when the toilets are cleaned or emptied and the contents are managed in accordance with the EMPr;</p> <p>d) Toilets have an external closing mechanism and are closed and secured from the outside when not in use to prevent toilet paper from being blown out;</p> <p>e) Toilets are emptied before long weekends and workers holidays, and must be locked after working hours;</p> <p>f) Toilets are serviced regularly and the ECO must inspect toilets to ensure compliance to health standards;</p>						
<p>– A copy of the waste disposal certificates must be maintained.</p>	Contractor	Certificates obtained from the licensed waste disposal facility with the emptying of the toilets must be kept on file	During the Construction Phase	ECO	Monthly, and as and when required	Certificates for waste disposal from the licensed waste disposal facility available on site

### 5.15 Prevention of disease

**Impact Management outcome:** All necessary precautions linked to the spread of disease are taken.

Impact Management Actions	Implementation			Monitoring		
	Responsible person	Method of implementation	Timeframe for implementation	Responsible person	Frequency	Evidence of compliance
– Undertake environmentally-friendly pest control in the camp area;	Contractor	Only environmentally-friendly pest control must be used, when required	During the Construction Phase	ECO	As and when pest control is required for the project	Contractor to provide proof of pest control used being environmentally-friendly
– Ensure that the workforce is sensitised to the effects of sexually transmitted diseases, especially HIV AIDS;	cEO / Contractor in consultation with the ECO	The effects of sexually transmitted diseases and HIV/AIDS must be covered in the Environmental Awareness Training	Pre-construction & Construction	ECO	Once, prior to the commencement of construction and monthly during construction	Environmental awareness training material requirements checklist
– The Contractor must ensure that information posters on AIDS are displayed in the Contractor Camp area;	Contractor	Develop and place information posters on HIV/AIDS	During the Construction Phase	cEO	Weekly	Photographic evidence of poster placement
– Information and education relating to sexually transmitted diseases to be made available to both construction workers and local community, where applicable;	cEO / Contractor in consultation with the ECO	Information and education of sexually transmitted diseases must be covered in the Environmental Awareness Training.	Pre-construction & Construction	ECO	Monthly	Environmental awareness training material requirements checklist

- Free condoms must be made available to all staff on site at central points;	Contractor	Placement of free condoms in mobile toilets and at the construction camps	During the Construction Phase	ECO	Monthly	Proof of placement of free condoms by the contractor to be provided
- Medical support must be made available;	dEO / cEO in consultation with the Contractor	Ensure that designated personnel with first aid training are available on site and that first aid kits to provide medical support is readily available	Construction and Operations	ECO	Monthly	Check the availability of first aid trained personnel and medical kits (including if these are complete in terms of supplies)
- Provide access to Voluntary HIV Testing and Counselling Services.	Contractor	Compile a HIV testing schedule and provide counselling services where required	During the Construction Phase	ECO	Quarterly, and as and when required	Voluntary testing schedules and proof of counselling (where undertaken)

### 5.16 Emergency procedures

**Impact management outcome:** Emergency procedures are in place to enable a rapid and effective response to all types of environmental emergencies.

Impact Management Actions	Implementation			Monitoring		
	Responsible person	Method of implementation	Timeframe for implementation	Responsible person	Frequency	Evidence of compliance
– Compile an Emergency Response Action Plan (ERAP) prior to the commencement of the proposed project;	Contractor	Develop an Emergency Preparedness, Response and Fire Management Plan specific to the project	Pre-construction	ECO	Once, prior to the commencement of construction	Emergency Preparedness, Response and Fire Management Plan compiled
– The Emergency Plan must deal with accidents, potential spillages and fires in line with relevant legislation;	Contractor	Develop an Emergency Preparedness, Response and Fire Management Plan specific to the project which covers accidents, potential spillages and fires	Pre-construction	ECO	Once, prior to the commencement of construction	Emergency Preparedness, Response and Fire Management Plan includes required specifications
– All staff must be made aware of emergency procedures as part of environmental awareness training;	cEO / dEO in consultation with the ECO	Develop environmental awareness training material which covers the relevant emergency procedures	Pre-construction	ECO	Prior to the commencement of the environmental awareness training	Environmental awareness training material requirements checklist
– The relevant local authority must be made aware of a fire as soon as it starts;	Contractor in consultation with the ECO	Develop and include a procedure in the Emergency Preparedness, Response and Fire	Construction	ECO	As and when a fire occurs	The local authority was informed as per the relevant procedure

		Management Plan for the event of a fire and the procedure to be followed for informing the local authority				set out in the Emergency Preparedness, Response and Fire Management Plan
- In the event of emergency necessary mitigation measures to contain the spill or leak must be implemented (see <b>Hazardous Substances section 5.17</b> ).	Contractor	Implement the required mitigation measures in the event of a spill or leak as per the requirements of Section 5.17.	Construction and Operations	ECO	As and when a spill or leak occurs	The mitigation measures included under Section 5.17 have been adhered to

### 5.17 Hazardous substances

**Impact management outcome:** Safe storage, handling, use and disposal of hazardous substances.

Impact Management Actions	Implementation			Monitoring		
	Responsible person	Method of implementation	Timeframe for implementation	Responsible person	Frequency	Evidence of compliance

<p>– The use and storage of hazardous substances to be minimised and non-hazardous and non-toxic alternatives substituted where possible;</p>	<p>cEO in consultation with the Contractor</p>	<p>Develop a strategy of how hazardous substances can be and should be minimised</p>	<p>Pre-construction &amp; Construction</p>	<p>ECO</p>	<p>Once, prior to the commencement of construction and monthly during the construction phase</p>	<p>Contractor to provide evidence of substances used for proof of compliance</p>
<p>– All hazardous substances must be stored in suitable containers as defined in the Method Statement;</p>	<p>Contractor</p>	<p>Develop a Method Statement for the storage of hazardous substances in suitable containers</p>	<p>Pre-construction &amp; Construction</p>	<p>ECO</p>	<p>Once, prior to the commencement of construction and monthly during the construction phase</p>	<p>Photographic proof that hazardous substances are stored in suitable containers as per the requirements of the relevant Method Statements</p>
<p>– Containers must be clearly marked to indicate contents, quantities and safety requirements;</p>	<p>Contractor</p>	<p>Where hazardous waste is stored these must be clearly marked indicating the required details of the contents</p>	<p>During the Construction Phase</p>	<p>ECO</p>	<p>Monthly</p>	<p>Photographic proof that containers are marked as per the requirements</p>
<p>– All storage areas must be bunded. The bunded area must be of sufficient capacity to contain a spill / leak from the stored containers;</p>	<p>Contractor</p>	<p>Ensure that storage areas are sufficiently bunded which are of sufficient capacity</p>	<p>During the Construction Phase</p>	<p>ECO</p>	<p>Monthly during the Construction Phase</p>	<p>Photographic proof that storage areas are bunded and proof</p>



		to contain a spill / leak from the stored containers				that the bund areas are of sufficient capacity to contain a spill / leak from the stored containers
– Bunded areas to be suitably lined with a SABS approved liner;	Contractor	Ensure that bunded storage areas are suitably lined	During the Construction Phase	ECO	Once, during the Construction Phase	Photographic proof that bunded storage areas are suitably lined
– An Alphabetical Hazardous Chemical Substance (HCS) control sheet must be drawn up and kept up to date on a continuous basis;	cEO / Contractor	Compile and update an Alphabetical Hazardous Chemical Substance (HCS) control sheet specific to the project	During the Construction Phase	ECO	Monthly, and as and when required	Complete and up to date control sheet provided by the Contractor
– All hazardous chemicals that will be used on site must have Material Safety Data Sheets (MSDS);	cEO / Contractor	Keep a record of all hazardous chemicals and the respective MSDS	During the Construction Phase	ECO	Monthly, and as and when required	Record of hazardous chemicals and the respective MSDS
– All employees working with HCS must be trained in the safe use of the substance and according to the safety data sheet;	cEO / Contractor	Provide training for personnel working with HCS	Pre-construction	ECO	Once, prior to the commencement of construction and as	Record of training provided to personnel working with HCS

					and when required	
<p>– Employees handling hazardous substances / materials must be aware of the potential impacts and follow appropriate safety measures. Appropriate personal protective equipment must be made available;</p>	cEO / Contractor	<p>Develop environmental awareness training material which covers the relevant impacts and safety measures.</p> <p>Provide appropriate training and personal protective equipment for the relevant personnel handling hazardous substances and materials</p>	Pre-construction & Construction	ECO	<p>Prior to the commencement of the environmental awareness training and monthly during the construction phase for personal protective equipment</p>	<p>Environmental awareness training material requirements checklist and all relevant personnel have undergone appropriate training and have access to personal protective equipment</p>
<p>– The Contractor must ensure that diesel and other liquid fuel, oil and hydraulic fluid is stored in appropriate storage tanks or in bowzers;</p>	Contractor	<p>Appropriate storage facilities must be constructed or obtained for the storing of diesel, other liquid fuel, oil and hydraulic fluid</p>	During the Construction Phase	ECO	<p>Monthly, and as and when required</p>	<p>Storage tanks for the project are appropriate and no incidents are reported in this regard</p>
<p>– The tanks/ bowzers must be situated on a smooth impermeable surface (concrete) with a permanent bund. The impermeable lining must extend to the crest of the bund and the volume inside the bund must be 130% of the total capacity of all the storage tanks/</p>	Contractor	<p>Appropriate storage facilities must be constructed or obtained for tanks</p>	During the Construction Phase	ECO	<p>Monthly, and as and when required</p>	<p>Storage areas for the tanks/ bowzers for the project are</p>

bowsers (110% statutory requirement plus an allowance for rainfall);		as per the requirements listed				appropriate and no incidents are reported in this regard
– The floor of the bund must be sloped, draining to an oil separator;	Contractor	Appropriate storage facilities must be constructed as per the requirements listed	During the Construction Phase	ECO	Once, during construction	Bunded storage areas are constructed according to the requirements
– Provision must be made for refueling at the storage area by protecting the soil with an impermeable groundcover. Where dispensing equipment is used, a drip tray must be used to ensure small spills are contained;	Contractor	Appropriately constructed refuelling facility must be developed as per the requirements. Drip trays must be provided for use	During the Construction Phase	ECO cEO	Monthly Weekly	Soils at the refuelling facility are protected as required and drip trays are provided and used
– All empty externally dirty drums must be stored on a drip tray or within a bunded area;	Contractor	Ensure that empty dirty drums are stored appropriately as per the requirements	During the Construction Phase	ECO cEO	Monthly Weekly	Drip trays or bunded areas are used for the storage of dirty drums
– No unauthorised access into the hazardous substances storage areas must be permitted;	Contractor	Ensure through the implementation of procedures that no unauthorised access is undertaken into the storage areas	During the Construction Phase	ECO	Monthly	Proof of the implementation of the relevant procedure must be provided by the contractor

- No smoking must be allowed within the vicinity of the hazardous storage areas;	Contractor	Inform all employees of the requirement and develop and place relevant signage in the relevant areas	During the Construction Phase	ECO cEO	Monthly Weekly	Photographic record of the signage placed must be provided
- Adequate fire-fighting equipment must be made available at all hazardous storage areas;	Contractor	Hazardous storage areas must be fitted with adequate fire-fighting equipment	During the Construction Phase	ECO	Monthly	Adequate fire-fighting equipment is available and has been serviced
- Where refueling away from the dedicated refueling station is required, a mobile refueling unit must be used. Appropriate ground protection such as drip trays must be used;	Contractor	Provide a mobile refuelling unit as well as suitable ground protection, where required	During the Construction Phase	ECO	Monthly, and as and when required	A mobile refuelling unit and suitable ground protection is available for use
- An appropriately sized spill kit kept onsite relevant to the scale of the activity/s involving the use of hazardous substance must be available at all times;	Contractor	Provide an appropriate spill kit for the project for the use of hazardous substances	During the Construction Phase	ECO	Monthly, and as and when required	Appropriate spill kits are available for use
- The responsible operator must have the required training to make use of the spill kit in emergency situations;	cEO and Contractor	Provide training on the use of spill kits to the relevant employees	Pre-construction	ECO	Once, prior to the commencement of construction	Proof of training to be provided by the contractor
- An appropriate number of spill kits must be available and must be located in all areas where activities are being undertaken;	cEO and Contractor	Provide an appropriate	During the Construction Phase	ECO	Monthly	Proof of appropriate number of

		number of spill kits in relevant areas				spill kits in appropriate areas to be provided by the contractor
- In the event of a spill, contaminated soil must be collected in containers and stored in a central location and disposed of according to the National Environmental Management: Waste Act 59 of 2008. Refer to <b>Section 5.7</b> for procedures concerning <b>storm and waste water management</b> and <b>5.8</b> for <b>solid and hazardous waste management</b> .	CEO and Contractor	Storage and disposal of contaminated soil must be in accordance with the National Environmental Management: Waste Act and sections 5.7 and 5.8 of this EMPr	During the Construction Phase	ECO	Monthly, and as and when required	Proof of storage and disposal in terms of the National Environmental Management: Waste Act must be provided.  Certificates of disposal at licensed waste disposal facilities must be provided

### 5.18 Workshop, equipment maintenance and storage

**Impact management outcome:** Soil, surface water and groundwater contamination is minimised.

Impact Management Actions	Implementation	Monitoring
---------------------------	----------------	------------

	Responsible person	Method of implementation	Timeframe for implementation	Responsible person	Frequency	Evidence of compliance
- Where possible and practical all maintenance of vehicles and equipment must take place in the workshop area;	Contractor	Demarcate specific areas for the maintenance of vehicles and equipment	During the Construction Phase	ECO	Monthly	A dedicated area for the maintenance of vehicles and machinery is used.
- During servicing of vehicles or equipment, especially where emergency repairs are effected outside the workshop area, a suitable drip tray must be used to prevent spills onto the soil. The relevant local authority must be made aware of a fire as soon as it starts;	Contractor	Ensure that a drip tray is available for any emergency repairs required	During the Construction Phase	ECO	Monthly	Contractor to provide evidence of drip tray use for emergency repairs
- Leaking equipment must be repaired immediately or be removed from site to facilitate repair;	Contractor	Ensure that where leaking equipment is identified it is repaired immediately or removed from site for repairs	During the Construction Phase	ECO	Monthly	Contractor to provide details of equipment repaired or removed from site
- Workshop areas must be monitored for oil and fuel spills;	cEO	Undertake regular inspections of the workshop areas for oil and fuel spills and keep an updated register of inspection on site	During the Construction Phase	ECO	Monthly	Register of inspection
- Appropriately sized spill kit kept onsite relevant to the scale of the activity taking place must be available;	Contractor	Provide an appropriate spill kit for the project	During the Construction Phase	ECO	Monthly, and as and when required	Appropriate spill kits are available for use

– The workshop area must have a bunded concrete slab that is sloped to facilitate runoff into a collection sump or suitable oil / water separator where maintenance work on vehicles and equipment can be performed;	Contractor	Ensure that the workshop area is sufficiently bunded in accordance with the required specification	During the Construction Phase	ECO	Once, during the Construction Phase and as and when required	Workshop area is bunded in accordance with the required specification
– Water drainage from the workshop must be contained and managed in accordance <b>Section 5.7: Storm and waste water management.</b>	Contractor	Ensure that water drainage from workshop area is managed as per the requirements of section 5.7	During the Construction Phase	ECO	Monthly	Workshop drainage is managed in accordance with the requirements

### 5.19 Batching plants

**Impact management outcome:** Minimise spillages and contamination of soil, surface water and groundwater.

Impact Management Actions	Implementation			Monitoring		
	Responsible person	Method of implementation	Timeframe for implementation	Responsible person	Frequency	Evidence of compliance
– Concrete mixing must be carried out on an impermeable surface;	Contractor	Provide impermeable surface for the mixing of concrete	During the Construction Phase	cEO	Weekly	No concrete mixing is undertaken on open ground
– Batching plants areas must be fitted with a containment facility for the collection of cement laden water.	Contractor	Implement measures for the control and management of	During the construction phase	cEO	Weekly	No mismanagement of laden water due to the

		cement laden water				temporary concrete batching plant
- Dirty water from the batching plant must be contained to prevent soil and groundwater contamination	Contractor	Implement measures for the control and management of dirty water to prevent soil and groundwater contamination	During the construction phase	cEO	Weekly	No mismanagement of dirty water due to the temporary concrete batching plant and no/minimal soil and groundwater contamination
- Bagged cement must be stored in an appropriate facility and at least 10 m away from any water courses, gullies and drains;	Contractor	Demarcate and provide a storage area for bagged cement in-line with the listed requirements	During the Construction Phase	cEO	Weekly	Photographic proof of bagged cement stored within the demarcated area
- A washout facility must be provided for washing of concrete associated equipment. Water used for washing must be restricted;	Contractor	Provide a washout facility for the washing of associated equipment. Enforce limitations on water use for washing of equipment	During the Construction Phase	cEO	Weekly	No cement laden water is released into the environment. Only minimal water is used for washing



– Hardened concrete from the washout facility or concrete mixer can either be reused or disposed of at an appropriate licensed disposal facility;	Contractor	Make use of hardened concrete where possible or dispose of concrete in a suitable manner	During the Construction Phase	ECO	Monthly	Certificates of disposal of concrete at licensed waste disposal facility
– Empty cement bags must be secured with adequate binding material if these will be temporarily stored on site;	Contractor	Bind empty cement bags and temporarily store it in an appropriate area on site	During the Construction Phase	ECO	Monthly	Proof of binding of empty cement bags and storage in an appropriate area on site to be provided by the Contractor
– Sand and aggregates containing cement must be kept damp to prevent the generation of dust (Refer to <b>Section 5.20: Dust emissions</b> )	Contractor	Ensure that sand and aggregates are kept damp or otherwise protected from dust generation	During the Construction Phase	ECO	Monthly	Proof of damping (or alternative dust suppression) of sand and aggregates must be provided by the Contractor
– Any excess sand, stone and cement must be removed or reused from site on completion of construction period and disposed at a registered disposal facility;	Contractor	Ensure that all excess sand, stone and cement is removed or reused	At the completion of the Construction Phase	ECO	Once, with the completion of construction	Certificates for the disposal of sand, stone and cement at licensed

						waste disposal facilities or proof of reuse must be provided
- Temporary fencing must be erected around batching plants in accordance with <b>Section 5.5: Fencing and gate installation.</b>	Contractor	Erect Temporary fencing	During the construction phase	cEO	Weekly	Temporary fencing around batching plants

## 5.20 Dust emissions

**Impact management outcome:** Dust prevention measures are applied to minimise the generation of dust.

Impact Management Actions	Implementation			Monitoring		
	Responsible person	Method of implementation	Timeframe for implementation	Responsible person	Frequency	Evidence of compliance
- Take all reasonable measures to minimise the generation of dust as a result of project development activities to the satisfaction of the ECO;	Contractor	Apply appropriate dust suppressant	During the Construction Phase	cEO	Weekly	Contractor to provide proof of use of appropriate dust suppressants
- Removal of vegetation must be avoided until such time as soil stripping is required and similarly exposed surfaces must be re-vegetated or stabilised as soon as is practically possible;	Contractor	Proper planning for vegetation removal must be undertaken as well	During the Construction Phase and Rehabilitation	cEO	Weekly	Plan for implementation must be provided by

		as for the associated rehabilitation				the Contractor
- Excavation, handling and transport of erodible materials must be avoided under high wind conditions or when a visible dust plume is present;	Contractor	Ensure that specific limitations are placed on the transport and handling of erodible materials during high wind conditions or when a visible dust plume is present	During the Construction Phase	cEO	Bi-weekly (every second week)	No complaints submitted in this regard
- During high wind conditions, the ECO must evaluate the situation and make recommendations as to whether dust-damping measures are adequate, or whether working will cease altogether until the wind speed drops to an acceptable level;	ECO	ECO to provide adequate recommendations	During the Construction Phase	Not Applicable		
- Where possible, soil stockpiles must be located in sheltered areas where they are not exposed to the erosive effects of the wind;	Contractor	Place soil stockpiles in areas less affected by wind	During the Construction Phase	cEO and ECO	Bi-weekly (every second week)  Monthly	Soil stockpiles are not exposed to wind and have not been eroded
- Where erosion of stockpiles becomes a problem, erosion control measures must be implemented at the discretion of the ECO;	Contractor in consultation with the ECO	Contractor to implement erosion control measures as recommended and agreed with the ECO	During the Construction Phase	cEO	Weekly, until erosion is no longer a problem	Recommendations made by the ECO have been implemented by the Contractor

- Vehicle speeds must not exceed 40 km/h along dust roads or 20 km/h when traversing unconsolidated and non-vegetated areas;	cEO / dEO / contractor	Inform all drivers of speed limits and place appropriate signage along the relevant roads	During the Construction Phase Operation Phase	ECO Operation and Maintenance team	Monthly	No complaints from community members are submitted
- Straw stabilisation must be applied at a rate of one bale/10 m <sup>2</sup> and harrowed into the top 100 mm of top material, for all completed earthworks;	Contractor	Ensure that straw stabilisation is undertaken as per the listed requirements	During the Construction Phase	ECO	Monthly	Photographic record of all straw stabilisation undertaken
- For significant areas of excavation or exposed ground, dust suppression measures must be used to minimise the spread of dust.	Contractor	Appropriate dust suppressant measures are implemented	During the Construction Phase	cEO	Weekly	Photographic record of measures being implemented and the results thereof

## 5.21 Blasting

**Impact management outcome:** Impact to the environment is minimised through a safe blasting practice.

Impact Management Actions	Implementation			Monitoring		
	Responsible person	Method of implementation	Timeframe for implementation	Responsible person	Frequency	Evidence of compliance
- Any blasting activity must be conducted by a suitably licensed blasting contractor; and	cEO / dEO / contractor	Ensure the contractor is suitably licensed with all necessary	Pre-Construction Phase	ECO/EO	Once off, before blasting activities	ECO/EO to check all valid credentials and

		credentials and certifications			commence	certifications on hand.
- Notification of surrounding landowners, emergency services site personnel of blasting activity 24 hours prior to such activity taking place on Site.	cEO / dEO / contractor	Ensure all responsible personnel and landowners have been notified of blasting activities 24 hours in advance and keep records of notifications.	Pre-Construction Phase	ECO/EO	Once off, before blasting activities commence	ECO/EO to confirm all necessary personnel and landowners have been notified. Notification records to be provided.

## 5.22 Noise

**Impact Management outcome:** Prevent unnecessary noise to the environment by ensuring that noise from development activity is mitigated.

Impact Management Actions	Implementation			Monitoring		
	Responsible person	Method of implementation	Timeframe for implementation	Responsible person	Frequency	Evidence of compliance
- The Contractor must keep noise level within acceptable limits, Restrict the use of sound amplification equipment for communication and emergency only;	Contractor	Ensure that noise limits do not exceed acceptable limits and avoid the use of amplification communication	During the Construction Phase	ECO	Monthly, and as and when required	No complaints registered in this regard. No amplification equipment is used.

- All vehicles and machinery must be fitted with appropriate silencing technology and must be properly maintained;	Contractor	Provide and implement silencing technology	During the Construction Phase	ECO	Monthly, and as and when required	No complaints registered in this regard. Silencing technology is utilised.
- Any complaints received by the Contractor regarding noise must be recorded and communicated. Where possible or applicable, provide transport to and from the site on a daily basis for construction workers;	CEO	Update complaints register. Provide daily transport to and from site for employees	During the Construction Phase	ECO	Monthly, and as and when required	Complaints register provided by the CEO and proof of transportation services provided
- Develop a Code of Conduct for the construction phase in terms of behaviour of construction staff. Operating hours as determined by the environmental authorisation are adhered to during the development phase. Where not defined, it must be ensured that development activities must still meet the impact management outcome related to noise management.	CEO and Contractor in consultation with the ECO	Compile a Code of Conduct for staff. Appropriate operating hours must be identified for the project.	Pre-construction and Construction	ECO	Once, prior to the commencement of construction	No complaints registered in this regard.

### 5.23 Fire prevention

**Impact management outcome:** Prevention of uncontrollable fires.

Impact Management Actions	Implementation			Monitoring		
	Responsible person	Method of implementation	Timeframe for implementation	Responsible person	Frequency	Evidence of compliance

- Designate smoking areas where the fire hazard could be regarded as insignificant;	cEO / Contractor	Identify and demarcate through signage designated smoking areas	Pre-construction & Construction	ECO	Monthly	Photographic record of designated smoking area
- Firefighting equipment must be available on all vehicles located on site;	cEO / dEO in consultation with the Contractor	Provide all vehicles with firefighting equipment	Construction	ECO	Monthly	All vehicles are fitted with firefighting equipment and the details thereof are provided by the cEO
- The local Fire Protection Agency (FPA) must be informed of construction activities;	cEO in consultation with the ECO	Undertake formal consultation to inform the local FPA of the associated construction activities	Pre-construction	ECO	Once, during the commencement of the Construction Phase	Proof of consultation with the FPA
- Contact numbers for the FPA and emergency services must be communicated in environmental awareness training and displayed at a central location on site;	dEO / cEO / Contractor in consultation with the ECO	Develop environmental awareness training material which covers the contact numbers for the FPA and emergency services.  Place the contact numbers for the FPA and	Pre-construction & Construction	ECO	Prior to the commencement of the environmental awareness training and once during the construction phase	Environmental awareness training material requirements checklist and photographic record of contact numbers on display

		emergency services at a visible and central location				
- Two way swop of contact details between ECO and FPA.	ECO	Consultation between the ECO and FPA in order to exchange contact details	Pre-construction	Not Applicable		

#### 5.24 Stockpiling and stockpile areas

**Impact management outcome:** Reduce erosion and sedimentation as a result of stockpiling.

Impact Management Actions	Implementation			Monitoring		
	Responsible person	Method of implementation	Timeframe for implementation	Responsible person	Frequency	Evidence of compliance
- All material that is excavated during the project development phase (either during piling (if required) or earthworks) must be stored appropriately on site in order to minimise impacts to watercourses, watercourses and water bodies;	Contractor	Identify and demarcate an appropriate location for the storage of excavated materials	Pre-construction & Construction	ECO	Monthly	Excavated material is not stored within sensitive environmental areas
- All stockpiled material must be maintained and kept clear of weeds and alien vegetation growth by undertaking regular weeding and control methods;	Contractor	Implement appropriate and sufficient	During the Construction Phase	cEO	Bi-weekly (every	Stockpiled material is maintained



		maintenance on stockpiled material regularly		ECO	second month) Monthly	sufficiently and is clear of weeds and alien vegetation
- Topsoil stockpiles must not exceed 2 m in height;	Contractor	Enforce limitations for the height of topsoil stockpiles	During the Construction Phase	cEO ECO	Bi-weekly (every second month) Monthly	Topsoil stockpiles do not exceed 2m in height
- During periods of strong winds and heavy rain, the stockpiles must be covered with appropriate material (e.g. cloth, tarpaulin etc.);	Contractor	Appropriate material must be provided in order to cover stockpiles when required	During the Construction Phase	ECO	Monthly	Contractor to provide proof of availability of appropriate material to cover stockpiles when required
- Where possible, sandbags (or similar) must be placed at the bases of the stockpiled material in order to prevent erosion of the material.	Contractor	Sandbags must be provided in order to prevent erosion of stockpiled materials	During the Construction Phase	ECO	Monthly	Contractor to provide proof of availability of sandbags to prevent erosion of stockpiled materials

### 5.25 Civil works

**Impact management outcome:** Impact to the environment minimised during civil works to create the substation terrace.



Impact Management Actions	Implementation			Monitoring		
	Responsible person	Method of implementation	Timeframe for implementation	Responsible person	Frequency	Evidence of compliance
- Where terracing is required, topsoil must be collected and retained for the purpose of re-use later to rehabilitate disturbed areas not covered by yard stone;	Contractor	Collection and safe storage of topsoil for later use in rehabilitation phase	During the Construction Phase	ECO	Monthly	Visual inspection of topsoil stockpiles for later use
- Areas to be rehabilitated include terrace embankments and areas outside the high voltage yards;	Contractor	Regard areas that do not house infrastructure as requiring rehabilitation and apply rehabilitation measures to these regions	During the Construction Phase, where the area is no longer going to be utilised	ECO	Monthly	Visual inspection of rehabilitation implementation to ensure these areas are being rehabilitated
- Where required, all sloped areas must be stabilised to ensure proper rehabilitation is effected and erosion is controlled;	Contractor	If required stabilise soil using recognised methods to ensure proper rehabilitation and erosion control	Duration of the construction phase	ECO	Monthly	Visual inspection of stabilised soil regions and descriptions of staff of stabilisation method used
- These areas can be stabilised using design structures or vegetation as specified in the design to prevent erosion of embankments. The contract design specifications must be adhered to and implemented strictly;	Contractor	If required stabilise soil using recognised methods to ensure proper	Duration of the construction phase	ECO	Monthly	Visual inspection of stabilised soil regions and descriptions of staff of

		rehabilitation and erosion control				stabilisation method used
– Rehabilitation of the disturbed areas must be managed in accordance with <b>Section 5.35: Landscaping and rehabilitation</b> ;	Contractor	Review and ensure that all rehabilitation measures are implemented in accordance with the requirements of Section 5.35	Duration of the construction phase	ECO	Monthly	Visual inspection of rehabilitation conducted and the degree of conformance with the requirements set out in Section 35.5 of this report
– All excess spoil generated during terracing activities must be disposed of in an appropriate manner and at a recognised landfill site; and	Contractor	Dispose of all excess spoil using appropriate means and at recognised landfill sites. Keep written registers of the disposal conducted	Duration of the construction phase	ECO	Monthly	Evidence of disposal slips as applicable kept in the site environmental file
– Spoil can however be used for landscaping purposes and must be covered with a layer of 150 mm topsoil for rehabilitation purposes.	Contractor	Where spoil is utilised for landscaping purposes implement a 150mm topsoil layer on top following shaping and compaction	Duration of the construction phase	ECO	Monthly	Spoil material used in landscaping is suitably covered with a layer of topsoil at least 150mm deep

		to promote rehabilitation				
--	--	---------------------------	--	--	--	--

### 5.26 Excavation of foundation, cable trenching and drainage systems

**Impact management outcome:** No environmental degradation occurs as a result of excavation of foundation, cable trenching and drainage systems.

Impact Management Actions	Implementation			Monitoring		
	Responsible person	Method of implementation	Timeframe for implementation	Responsible person	Frequency	Evidence of compliance
– All excess spoil generated during foundation excavation must be disposed of in an appropriate manner and at a licensed landfill site, if not used for backfilling purposes;	Contractor	Use a licensed waste disposal facility for the disposal of excess spoil	During the Construction Phase	ECO	Monthly	Certificates obtained for the disposal of excess spoil at a licensed waste disposal facility
– Spoil can however be used for landscaping purposes and must be covered with a layer of 150 mm topsoil for rehabilitation purposes;	Contractor	Spoil used for landscaping must be applied as per the listed requirements	Construction and Rehabilitation	ECO	Monthly	Photographic record of spoil used for landscaping purposes as well as feedback from the contractor

- Management of equipment for excavation purposes must be undertaken in accordance with <b>Section 5.18: Workshop, equipment maintenance and storage</b> ; and	Contractor	Undertake the management of equipment for excavation as per the requirements of section 5.18	During the Construction Phase	ECO	Monthly	Management of equipment is undertaken in line with the requirements of section 5.18
- Hazardous substances spills from equipment must be managed in accordance with <b>Section 5.17: Hazardous substances</b> .	Contractor	Undertake the management of hazardous substances spills from equipment as per the requirements of section 5.17	During the Construction Phase	ECO	Monthly	Management of hazardous substances spills from equipment is undertaken in line with the requirements of section 5.17

### 5.27 Installation of foundations, cable trenching and drainage systems

**Impact management outcome:** No environmental degradation occurs during the installation of foundation, cable trenching and drainage system.

Impact Management Actions	Implementation			Monitoring		
	Responsible person	Method of implementation	Timeframe for implementation	Responsible person	Frequency	Evidence of compliance
- Batching of cement to be undertaken in accordance with <b>Section 5.19: Batching plants</b> ; and	Contractor	Ensure correct batching of cement	During the construction phase	cEO	Weekly	Measures in place to ensure the batching of

						cement is done in accordance with Section 5.19: Batching plants
- Residual solid waste must be disposed of in accordance with <b>Section 5.8: Solid waste and hazardous management.</b>	Contractor	Undertake the disposal of residual solid waste as per the requirements of section 5.8	During the Construction Phase	ECO	Monthly	The disposal of residual solid waste is undertaken in line with section 5.8.

**5.28 Installation of equipment (circuit breakers, current Transformers, Isolators, Insulators, surge arresters, voltage transformers, earth switches)**

**Impact management outcome:** No environmental degradation occurs as a result of installation of equipment.

Impact Management Actions	Implementation			Monitoring		
	Responsible person	Method of implementation	Timeframe for implementation	Responsible person	Frequency	Evidence of compliance
- Management of dust must be conducted in accordance with <b>Section 5. 20: Dust emissions;</b>	Contractor	Review and implement dust management actions in accordance with	During the Construction Phase	ECO	Monthly	Dust management actions observed to be in

		the requirement of Section 5.20 of this report				accordance with the requirement of Section 5.20 of this report
- Management of equipment used for installation must be conducted in accordance with <b>Section 5.18: Workshop, equipment maintenance and storage;</b>	Contractor	Review and implement equipment management actions in accordance with the requirement of Section 5.18 of this report	During the Construction Phase	ECO	Monthly	Equipment management actions observed to be in accordance with the requirement of Section 18 of this report
- Management hazardous substances and any associated spills must be conducted in accordance with <b>Section 5.17: Hazardous substances;</b> and	Contractor	Review and implement hazardous substances and any associated spills in accordance with the requirement of Section 5.17 of this report	During the Construction Phase	ECO	Monthly	Hazardous substances and any associated spills management actions observed to be in accordance with the requirement of Section 5.17 of this report

<p>– Residual solid waste must be recycled or disposed of in accordance with <b>Section 5.8: Solid waste and hazardous management.</b></p>	Contractor	Review and dispose/recycle residual solid waste in accordance with the requirement of Section 5.8 of this report	During the Construction Phase	ECO	Monthly	Dispose/recycle residual solid waste observed to be in accordance with the requirement of Section 5.8 of this report
--	------------	--	-------------------------------	-----	---------	--

### 5.29 Steelwork Assembly and Erection

**Impact management outcome:** No environmental degradation occurs as a result of steelwork assembly and erection.

Impact Management Actions	Implementation			Monitoring		
	Responsible person	Method of implementation	Timeframe for implementation	Responsible person	Frequency	Evidence of compliance



<p>– During assembly, care must be taken to ensure that no wasted/unused materials are left on site e.g. bolts and nuts</p>	Contractor	Conduct an inspection of the site once assembly is complete to remove all stray bolts or unused materials that may be left on site	Duration of the construction phase	ECO	Monthly	Evidence of leftover waste/unused materials on site following closure of assembly
<p>– Emergency repairs due to breakages of equipment must be managed in accordance with <b>Section 5.18: Workshop, equipment maintenance and storage</b> and <b>Section 5.16: Emergency procedures.</b></p>	Contractor	Review and conduct all emergency repairs in accordance with Sections 5.18 and 5.16 of this report	Duration of the construction phase	ECO	Monthly	Evidence of emergency repairs carried out having been conducted in accordance with Sections 5.18 and 5.16 of this report

### 5.30 Cabling and Stringing

**Impact management outcome:** No environmental degradation occurs as a result of stringing.

Impact Management Actions	Implementation	Monitoring
---------------------------	----------------	------------

	Responsible person	Method of implementation	Timeframe for implementation	Responsible person	Frequency	Evidence of compliance
- Residual solid waste (off cuts etc.) shall be recycled or disposed of in accordance with <b>Section 6.8: Solid waste and hazardous Management;</b>	Contractor	Undertake recycling or disposal of solid waste as per the requirements of section 6.8	During the Construction Phase	ECO	Monthly	Undertake recycling or disposal of solid waste as per the requirements of section 6.8
- Management of equipment used for installation shall be conducted in accordance with <b>Section 5.18: Workshop, equipment maintenance and storage;</b>	Contractor	Undertake the management of equipment as per the requirements of section 5.18	During the Construction Phase	ECO	Monthly	Management of equipment is undertaken in line with the requirements of section 5.18
- Management hazardous substances and any associated spills shall be conducted in accordance with <b>Section 5.17: Hazardous substances.</b>	Contractor	Undertake the management of hazardous substances as per the requirements of section 5.17	During the Construction Phase	ECO	Monthly	Management of hazardous substances is undertaken in line with the requirements of section 5.17

### 5.31 Testing and Commissioning (all equipment testing, earthing system, system integration)

**Impact management outcome:** No environmental degradation occurs as a result of Testing and Commissioning.

Impact Management Actions	Implementation			Monitoring		
	Responsible person	Method of implementation	Timeframe for implementation	Responsible person	Frequency	Evidence of compliance
– Residual solid waste must be recycled or disposed of in accordance with <b>Section 5.8: Solid waste and hazardous management.</b>	Contractor	Undertake recycling or disposal of solid waste as per the requirements of section 5.8	During the Construction Phase	ECO	Monthly	Undertake recycling or disposal of solid waste as per the requirements of section 5.8

### 5.32 Socio-economic

**Impact management outcome:** enhanced socio-economic development.

Impact Management Actions	Implementation			Monitoring		
	Responsible person	Method of implementation	Timeframe for implementation	Responsible person	Frequency	Evidence of compliance
– Develop and implement communication strategies to facilitate public participation;	dEO / cEO	Identify and implement appropriate strategies for communication with the communities through consideration of the community needs	Pre-construction & Construction	ECO	Once, prior to the commencement of construction and monthly during the construction	Communication is undertaken as per the identified strategies and no complaints are submitted regarding communication

<p>- Develop and implement a collaborative and constructive approach to conflict resolution as part of the external stakeholder engagement process;</p>	<p>Contractor</p>	<p>Development and implement a Grievance Mechanism which considers the community needs and provides procedures for conflict resolution</p>	<p>Pre-construction &amp; Construction</p>	<p>ECO</p>	<p>Once, prior to the commencement of construction and monthly during the construction phase</p>	<p>Conflict resolution is undertaken in line with the requirements of the Grievance Mechanism. No complaints on conflict resolution is submitted by the community</p>
<p>- Sustain continuous communication and liaison with neighboring owners and residents</p>	<p>Contractor</p>	<p>Development and implement and Grievance Mechanism provides procedures for communication / liaison with neighbouring landowners and residents</p>	<p>Pre-construction &amp; Construction</p>	<p>ECO</p>	<p>Once, prior to the commencement of construction and monthly during the construction phase</p>	<p>Communication / liaison with neighbouring landowners and residents are undertaken in line with the requirements of the Grievance Mechanism. No complaints on communication with neighbouring landowners</p>

						and residents are submitted
- Create work and training opportunities for local stakeholders; and	Contractor	Develop and implement a "locals first" policy for the provision of employment opportunities	Pre-construction & Construction	ECO	Once, prior to the commencement of construction and monthly during the construction phase	The "locals first" policy is considered in terms of the employment and training opportunities
- Where feasible, no workers, with the exception of security personnel, must be permitted to stay over-night on the site. This would reduce the risk to local farmers.	Not applicable – all personnel will reside within the relevant and closest town					

### 5.33 Temporary closure of site

**Impact management outcome:** Minimise the risk of environmental impact during periods of site closure greater than five days.

Impact Management Actions	Implementation	Monitoring
---------------------------	----------------	------------

	Responsible person	Method of implementation	Timeframe for implementation	Responsible person	Frequency	Evidence of compliance
– Bunds must be emptied (where applicable) and need to be undertaken in accordance with the impact management actions included in <b>sections 5.17: Hazardous substances</b> and <b>5.18: Workshop, equipment maintenance and storage</b> ;	Contractor	Regular emptying of the bunds must be undertaken. This must be undertaken as per the requirements listed in sections 5.17 and 5.18	During the Construction Phase	ECO	Prior to site closure for more than 05 days	Bunds are emptied as per the requirements listed under sections 5.17 and 5.18
– Hazardous storage areas must be well ventilated;	Contractor	Install appropriate ventilation in all hazardous storage areas	During the construction phase	ECO	Prior to site closure for more than 05 days	Effective ventilation is installed in hazardous storage areas
– Fire extinguishers must be serviced and accessible. Service records to be filed and audited at last service;	Contractor / cEO	Ensure fire extinguishers are serviced, as required and are easily accessible with appropriate signage indicating location. Ensure service records and kept up to date and filed	During the Construction Phase	ECO	Prior to site closure for more than 05 days	Signage placed indicating location of fire extinguishers and service records
– Emergency and contact details displayed must be displayed;	Contractor / cEO	Place emergency and contact details which are readily available and easily accessible	During the Construction Phase	ECO	Prior to site closure for more than 05 days	Photographic proof of contact details on display
– Security personnel must be briefed and have the facilities to contact or be contacted by relevant management and emergency personnel;	Contractor in consultation with the ECO	Hold a workshop with all security personnel to	Pre-construction & construction	ECO	Prior to site closure for	Proof of the workshop held must be

		provide a brief of the project and security requirements. Provide facilities in order to contact management and emergency personnel			more than 05 days	kept on file by the contractor.
– Night hazards such as reflectors, lighting, traffic signage etc. must have been checked;	Contractor	Regular checks of night hazards must be undertaken	During the Construction Phase	ECO	Prior to site closure for more than 05 days	Proof of checks of night hazards must be provided by the contractor
– Fire hazards identified and the local authority must have been notified of any potential threats e.g. large brush stockpiles, fuels etc.;	cEO / Contractor in consultation with the ECO	Identify any potential fire hazards and notify the relevant local authority	During the Construction Phase	ECO	Prior to site closure for more than 05 days	Proof of notification of the fire hazards to the local authority must be provided by the Contractor
– Structures vulnerable to high winds must be secured;	Contractor	Ensure structures vulnerable to wind are secure prior to site closure	During the Construction Phase	ECO	Prior to site closure for more than 05 days	Structures vulnerable to wind are secured prior to site closure
– Wind and dust mitigation must be implemented;	Contractor	Implement wind and dust mitigation prior to site closure	During the Construction Phase	ECO	Prior to site closure for more than 05 days	Wind and dust mitigation is implemented

						prior to site closure
- Cement and materials stores must have been secured;	Contractor	Ensure cement and material stores are secured prior to site closure	During the Construction Phase	ECO	Prior to site closure for more than 05 days	Cement and material stores are secured prior to site closure
- Toilets must have been emptied and secured;	Contractor	Ensure toilets are emptied and secured prior to site closure	During the Construction Phase	ECO	Prior to site closure for more than 05 days	Toilets are emptied and secured prior to site closure
- Refuse bins must have been emptied and secured;	Contractor	Ensure refuse bins are emptied and secured prior to site closure	During the Construction Phase	ECO	Prior to site closure for more than 05 days	Refuse bins are emptied and secured prior to site closure
- Drip trays must have been emptied and secured.	Contractor	Ensure drip trays are emptied and secured prior to site closure	During the Construction Phase	ECO	Prior to site closure for more than 05 days	Drip trays are emptied and secured prior to site closure

### 5.34 Dismantling of old equipment

**Impact management outcome:** Impact to the environment to be minimised during the dismantling, storage and disposal of old equipment commissioning.

Impact Management Actions	Implementation			Monitoring		
	Responsible person	Method of implementation	Timeframe for implementation	Responsible person	Frequency	Evidence of compliance



<p>– All old equipment removed during the project must be stored in such a way as to prevent pollution of the environment</p>	Contractor	Ensure old equipment is secured and where required, stored in contained areas where no spillage or pollution may result	During the Construction Phase	ECO	Monthly	Drip trays are emptied and secured prior to site closure
<p>– Oil containing equipment must be stored to prevent leaking or be stored on drip trays;</p>	Contractor	Ensure old equipment is secured and where required, stored in contained areas where no spillage or pollution may result	During the Construction Phase	ECO	Monthly	Drip trays are emptied and secured prior to site closure
<p>– All scrap steel must be stacked neatly and any disused and broken insulators must be stored in containers;</p>	Contractor	Store defunct insulators in containers and scrap steel in one single place, neatly secured	During the Construction Phase	ECO	Monthly	Where needed, insulators observed to be stored in containers and scrap stored neatly as determined by the ECO
<p>– Once material has been scrapped and the contract has been placed for removal, the disposal Contractor must ensure that any equipment containing pollution causing substances is dismantled and transported in such a way as to prevent spillage and pollution of the environment;</p>	Contractor , cEO	Ensure dismantling and packaging of scrapped material is transported in such a way as to prevent spillage	During the Construction Phase	ECO	Monthly	Where needed, insulators observed to be stored in containers

		and pollution of the environment;				and scrap stored neatly as determined by the ECO
- The Contractor must also be equipped to contain and clean up any pollution causing spills; and	cEO and Contractor	Provide training on the use of spill kits to the relevant employees	During the Construction Phase	ECO	Monthly	Proof of training to be provided by the contractor
- Disposal of unusable material must be at a licensed waste disposal site.	cEO and Contractor	Ensure a registered waste disposal site is utilised and keep disposal slips and record in the site environmental file	During the Construction Phase	ECO	Monthly	Visual inspection of disposal record documentation and registration of the waste disposal site utilised.

### 5.35 Landscaping and rehabilitation

**Impact management outcome:** Areas disturbed during the development phase are returned to a state that approximates the original condition.

Impact Management Actions	Implementation			Monitoring		
	Responsible person	Method of implementation	Timeframe for implementation	Responsible person	Frequency	Evidence of compliance

<ul style="list-style-type: none"> <li>- All areas disturbed by construction activities must be subject to landscaping and rehabilitation; All spoil and waste must be disposed of to a registered waste site;</li> </ul>	Contractor	<p>Develop and implement a rehabilitation plan for the rehabilitation of all disturbed areas.</p> <p>Dispose of all spoil and waste at a licensed waste disposal facility</p>	Pre-construction & Rehabilitation	cEO	Weekly	Rehabilitation of the disturbed areas is undertaken as per the rehabilitation plan. All certificates of waste disposal at licensed facilities are available.
<ul style="list-style-type: none"> <li>- All slopes must be assessed for contouring, and to contour only when the need is identified in accordance with the Conservation of Agricultural Resources Act, No 43 of 1983</li> </ul>	Contractor in consultation with the ECO	Assess all slopes and determine whether contouring is required	Rehabilitation	cEO	Weekly	All slopes are assessed and contoured as required
<ul style="list-style-type: none"> <li>- All slopes must be assessed for terracing, and to terrace only when the need is identified in accordance with the Conservation of Agricultural Resources Act, No 43 of 1983;</li> </ul>	Contractor in consultation with the ECO	Assess all slopes and determine whether terracing is required	Rehabilitation	cEO	Weekly	All slopes are assessed and terraced as required
<ul style="list-style-type: none"> <li>- Berms that have been created must have a slope of 1:4 and be replanted with indigenous species and grasses that approximates the original condition;</li> </ul>	Contractor	Ensure all berms have a slope of 1:4 and is replanted with indigenous species and grasses	Rehabilitation	cEO	Weekly	All berms have a slope of 1:4 and is replanted with indigenous species and grasses
<ul style="list-style-type: none"> <li>- Where new access roads have crossed cultivated farmlands, that lands must be rehabilitated by ripping which must be agreed to by the holder of the EA and the landowners;</li> </ul>	Not applicable					

- Rehabilitation of access roads outside of farmland;	Not applicable					
- Indigenous species must be used for with species and/grasses to where it compliments or approximates the original condition;	Contractor	Make use of indigenous species for rehabilitation	Rehabilitation	cEO	Weekly	Indigenous species are used for rehabilitation
- Stockpiled topsoil must be used for rehabilitation (refer to <b>Section 5.24: Stockpiling and stockpiled areas</b> );	Contractor	Ensure stockpiled topsoil is used as per the requirements listed under section 5.24	Rehabilitation	cEO	Weekly	Stockpiled topsoil is used as per the requirements listed under section 5.24
- Stockpiled topsoil must be evenly spread so as to facilitate seeding and minimise loss of soil due to erosion;	Contractor	Ensure that topsoil is spread evenly	Rehabilitation	cEO	Weekly	Topsoil is spread evenly
- Before placing topsoil, all visible weeds from the placement area and from the topsoil must be removed;	Contractor	Remove all visible weeds from placement area and topsoil before spreading the topsoil	Rehabilitation	cEO	Weekly	No weeds are visible in the placement area or the topsoil
- Subsoil must be ripped before topsoil is placed;	Contractor	Undertake the ripping of subsoil prior to the spreading of topsoil	Rehabilitation	cEO	Weekly	Subsoil is ripped before topsoil is placed
- The rehabilitation must be timed so that rehabilitation can take place at the optimal time for vegetation establishment;	Contractor	Plan the timeframe for rehabilitation in order to undertake vegetation planting during the optimal time for vegetation establishment	Rehabilitation	ECO	At the start of rehabilitation to confirm correct timeframe	Rehabilitation is undertaken during the optimal time

- Where impacted through construction related activity, all sloped areas must be stabilised to ensure proper rehabilitation is effected and erosion is controlled;	Contractor	All disturbed slope areas must be stabilised	Rehabilitation	cEO	Weekly	Disturbed slopes are stabilised sufficiently
- Sloped areas stabilised using design structures or vegetation as specified in the design to prevent erosion of embankments. The contract design specifications must be adhered to and implemented strictly;	Contractor	Stabilise slopes as per the design specifications	Pre-construction & Rehabilitation	cEO	Weekly	Slopes are stabilised as per the design specifications
- Spoil can be used for backfilling or landscaping as long as it is covered by a minimum of 150 mm of topsoil.	Contractor	Spoil used for landscaping must be applied as per the listed requirements	Rehabilitation	cEO	Weekly	Photographic record of spoil used for landscaping purposes as well as feedback from the contractor
- Where required, re-vegetation including hydro-seeding can be enhanced using a vegetation seed mixture as described below. A mixture of seed can be used provided the mixture is carefully selected to ensure the following: a) Annual and perennial plants are chosen; b) Pioneer species are included; c) Species chosen must be indigenous to the area with the seeds used coming from the area; d) Root systems must have a binding effect on the soil; e) The final product must not cause an ecological imbalance in the area	Contractor in consultation with a suitably qualified specialist	Make use of a suitable vegetation seed mixture should enhancement be required	Rehabilitation	ECO	As and when required	Use of a suitable vegetation seed mixture if required

## **6 ACCESS TO THE GENERIC EMPr**

Once completed and signed, to allow the public access to the generic EMPr, the holder of the EA must make the EMPr available to the public in accordance with the requirements of Regulation 26(h) of the EIA Regulations.

## **PART B: SECTION 2**

### **7 SITE SPECIFIC INFORMATION AND DECLARATION**

#### **7.1 Sub-section 1: contact details and description of the project**

##### **7.1.1 Details of the applicant:**

Name of applicant: Aberdeen Wind Facility 1 (Pty) Ltd

Tel No: 081 461 7590

Fax No: Not supplied

Postal Address: PO Box 1730 Welgemoed Cape Town Western Cape

Physical Address: Unit 1501, 15th Floor, Portside Building, 4 Bree Street, Cape Town, Western Cape, 8001

##### **7.1.2 Details and expertise of the EAP:**

Name of EAP: Nkhensani Masondo

Tel No: 011 656 3237

Fax No: 086 684 0547

E-mail address: nkhensani@savannahsa.com

Expertise of the EAP (Curriculum Vitae included): Refer to Appendix 2 of this EMPr for a CV of the EAP

##### **7.1.3 Project name:** Aberdeen Wind Facility 1, Eastern Cape Province

##### **7.1.4 Description of the project:**

Aberdeen Wind Facility 1 (Pty) Ltd, a Special Purpose Vehicle (SPV), proposes the development of a commercial wind energy facility and associated infrastructure, on a site located approximately 20km west of the town of Aberdeen in the Eastern Cape Province. The site is located within the Dr Beyers Naude Local Municipality in the greater Sarah Baartman District Municipality. The entire extent of the site falls within the Beaufort West Renewable Energy Development Zone (REDZ). The facility is known as Aberdeen Wind Facility 1.

The project is planned as part of a larger cluster of renewable energy projects, which includes two adjacent wind energy facilities with a capacity up to 240MW each (Aberdeen Wind Facility 2 and Aberdeen Wind Facility 3). The proposed wind energy facility is set to inject up to 240MW into the national grid. The wind energy facility will connect to the national grid via a grid connection solution, which will be subject to a separate application of Environmental Authorisation.

The Aberdeen Wind Facility 1 will have a contracted capacity of up to 240MW and comprise up to 41 wind turbines with a capacity of up to 8MW each. The project will have a preferred

project site of approximately 9800 ha, and an estimated disturbance area of up to 113ha. The Aberdeen Wind Facility 1 project site is proposed to accommodate the following infrastructure:

- » Up to 41 wind turbines with a maximum hub height of up to 200m. The tip height of the turbines will be up to 300m.
- » Concrete turbine foundations and turbine hardstands.
- » An internal road network between project components inclusive of stormwater infrastructure.
- » Medium-voltage (MV) power lines internal to the wind farm trenched and located adjacent to internal access roads, where feasible.
- » Substation, Battery Energy Storage System (BESS) and O&M buildings hub, including:
  - On-site facility substation (132kV).
  - Battery Energy Storage System (BESS).
  - Operation and Maintenance buildings, including control centre
- » Warehouse, laydown area and site camp hub, including:
  - Construction laydown areas
  - Site camp
  - Warehousing and buildings
- » Upgrade to a main access road of approximately 2.5km in length and up to 10m in width.

#### 7.1.5 Project location:

The on-site facility substation is located within the following farm portions.

NO	FARM NAME( if applicable)	FARM NUMBER (if applicable)	PORTION NAME	PORTION NUMBER
1	Farm Koppieskraal	157	-	-
2	Farm Doorn Poort	93	Portion	1
3	Farm Doorn Poort	93	Remainder	-
4	Kraanvogel Kuil	155	-	-
5	Sambokdoorns	92	Portion	4-

## 7.2 Sub-section 2: Development footprint site map

This sub-section must include a map of the site sensitivity overlaid with the preliminary infrastructure layout. The sensitivity map must be prepared from the national web based environmental screening tool, when available for compulsory use at: <https://screening.environment.gov.za/screeningtool>. The sensitivity map shall identify the nature of each sensitive feature e.g. threatened plant species, archaeological site, etc. Sensitivity maps shall identify features both within the planned working area and any known sensitive features within 50 m from the development footprint.



The maps provided below have been compiled based on verified site sensitivities through specialist studies and relate to the larger wind farm for which the substation is associated with. The DFFE screening tool report for the project site is included in Appendix 3 of this EMPr.

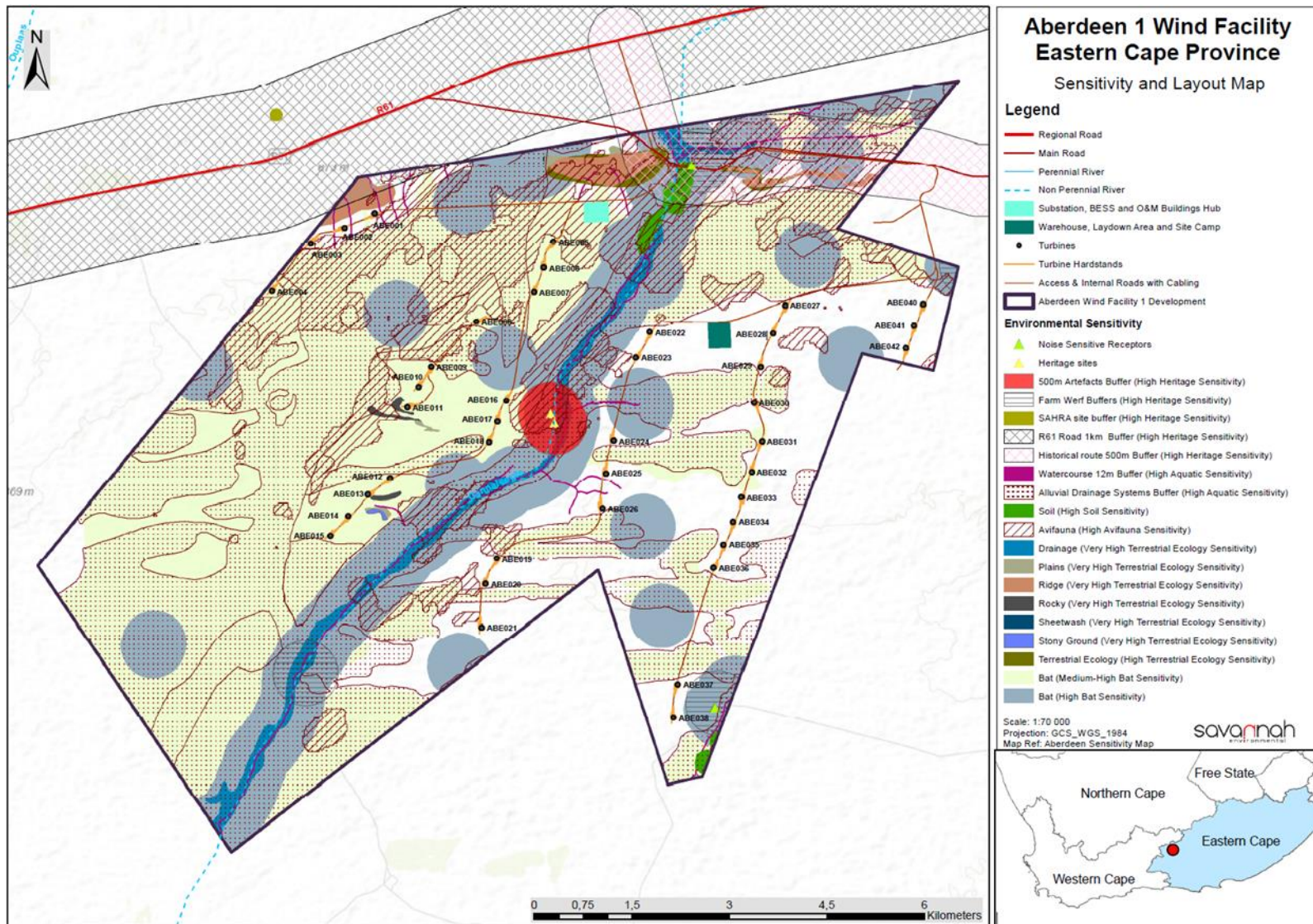


Figure 1: Environmental sensitivity map of the Aberdeen Wind Facility 1

### 7.3 Sub-section 3: Declaration

The proponent/applicant or holder of the EA affirms that he/she will abide and comply with the prescribed impact management outcomes and impact management actions as stipulated in part B: section 1 of the generic EMPr and have the understanding that the impact management outcomes and impact management actions are legally binding. The proponent/applicant or holder of the EA affirms that he/she will provide written notice to the CA 14 day prior to the date on which the activity will commence or commencement of construction to facilitate compliance inspections.

Signature Proponent/applicant/ holder of EA

Date:

-----

-----

**This declaration will be signed by the proponent/applicant/holder of the EA once the contractor is appointed and has provided inputs to this Generic EMPr as per the requirements of this template.**

### 7.4 Sub-section 4: amendments to site specific information (Part B; section 2)

Should the EA be transferred to a new holder, Part B: Section 2 must be completed by the new holder and submitted with the application for an amendment of the EA in terms of Regulations 29 or 31 of the EIA Regulations, whichever applies. The information submitted for an amendment to an environmental authorisation will be considered to be incomplete should a signed copy of Part B: Section 2 not be submitted. Once approved, Part B: Section 2 forms part of the EMPr for the development and the EMPr becomes legally binding to the new EA holder.

## PART C

### 8 SITE SPECIFIC ENVIRONMENTAL ATTRIBUTES

If any specific environmental sensitivities/attributes are present on the site which require more specific impact management outcomes and actions, not included in the pre-approved generic EMPr template, to manage impacts, those impact management outcomes and impact management actions must be included in this section. These specific management controls must be referenced spatially, and must include impact management outcomes and impact management actions. The management controls including impact management outcomes and impact management actions must be presented in the format of the pre-approved generic EMPr template. This applies only to additional impact management outcomes and impact management actions that are necessary.

If Part C is applicable to the development as authorised in the EA, it is required to be submitted to the CA together with the BAR or EIAR, for consideration of, and decision on, the application for EA. The information in this section must be prepared by an EAP and the name and expertise of the EAP, including the curriculum vitae are to be included. Once approved, Part C forms part of the EMPr for the site and is legally binding.

This section will **not be required** should the site contain no specific environmental sensitivities or attributes.

## CONSTRUCTION, OPERATION AND DECOMMISSIONING OUTCOMES AND ACTIONS

Impact management outcome: Protection of terrestrial fauna

Impact Management Actions	Implementation			Monitoring		
	Responsible person	Method of implementation	Timeframe for implementation	Responsible person	Timeframe	Evidence of compliance
<ul style="list-style-type: none"> <li>If any parts of the site must be lit at night, this should be done with low-UV type lights (such as most LEDs) as far as practically possible, which do not attract insects and which should be directed downwards.</li> </ul>	EPC Contractor	Ensure use of appropriate lighting	Duration of construction Operation	ECO	Once, prior to commencement of construction, and as required	Use of appropriate lighting is implemented
<ul style="list-style-type: none"> <li>If parts of the facility such as the substation are to be fenced, then no electrified strands should be placed within 30cm of the ground as some species such as tortoises are susceptible to electrocution from electric fences as they do not move away when electrocuted but rather adopt defensive behaviour and are killed by repeated shocks. Alternatively, the electrified strands should be placed on the inside of the fence and not the outside or guard wires or mesh can be placed outside of the fence to prevent</li> </ul>	EPC Contractor	Implement appropriate fencing	Duration of construction Operation	ECO	Once, prior to commencement of construction, and as required	Use of appropriate fencing is implemented

Impact Management Actions	Implementation			Monitoring		
	Responsible person	Method of implementation	Timeframe for implementation	Responsible person	Timeframe	Evidence of compliance
tortoises from accessing the electrified fence						
– During construction any fauna directly threatened by the construction and operational activities should be removed to a safe location by the ECO or other suitably qualified person.	ECO	Removal of fauna	Duration of construction Operation	ECO	As required during construction	Fauna moved outside of construction area
– The extent of clearing and disturbance to the vegetation must be kept to a minimum so that impact on fauna and their habitats is restricted.	EPC Contractor	Keep vegetation disturbance to a minimum	Duration of construction	ECO	As required during construction	vegetation disturbance is minimised.
– The illegal collection, hunting or harvesting of any plants or animals at the site should be strictly forbidden. Personnel should not be allowed to wander off of the construction and operational site.	EPC Contractor	Awareness created regarding prohibition on the collection, hunting or harvesting of any plants or animals	Duration of construction Operation	ECO	Weekly	No evidence of collection, hunting or harvesting of any plants or animals
– All construction vehicles should adhere to a low-speed limit (40km/h for cars and 30km/h for trucks) to avoid collisions with susceptible species such as snakes and tortoises and rabbits or hares. Speed limits should apply within the facility as well as on the public gravel access roads to the site.	Contractor, cEO	Install speed signage throughout site, include speed limit into induction and ensure all staff entering site are aware of the	Duration of construction Operation	ECO	Monthly	Minimal instances of speeding as observed on site during audits and as evidenced in the written log of warnings

Impact Management Actions	Implementation			Monitoring		
	Responsible person	Method of implementation	Timeframe for implementation	Responsible person	Timeframe	Evidence of compliance
		requirement to implement speed limits. Institute verbal and written warnings for violations and appropriate fines for repeat contraventions. Written log of fines and warning issued kept on site				and fines issued for contraventions
<ul style="list-style-type: none"> <li>It is the contractor's responsibility to continuously monitor the area for newly established alien species during the contract and establishment period, which if present must be removed. Removal of these species shall be undertaken in a way which prevents any damage to the remaining indigenous species and inhibits the re-infestation of the cleaned areas.</li> </ul>	EPC Contractor	Visually monitor the area for alien species	Construction	ECO	Ongoin	Alien species removed when found.
<ul style="list-style-type: none"> <li>Employees should be trained (e.g. during toolbox talks) that poisonous animals should not be killed and if encountered the ECO/ EO should be informed.</li> </ul>	EPC Contractor	Training with employees	Construction	ECO	Monthly	Toolbox talks conducted and attended by all employees

**Impact management outcome: Protection of avifauna**

Impact Management Actions	Implementation			Monitoring		
	Responsible person	Method of implementation	Timeframe for implementation	Responsible person	Timeframe	Evidence of compliance
<ul style="list-style-type: none"> <li>Removal of vegetation must be restricted to a minimum and must be rehabilitated to its former state where possible after construction.</li> </ul>	EPC Contractor	Vegetation removal restricted to a minimum	Construction	ECO	Monthly	Vegetation removal kept to a minimum and rehabilitation takes place after construction.
<ul style="list-style-type: none"> <li>Vehicle and pedestrian access to the site should be controlled and restricted as much as possible to prevent unnecessary disturbance of priority species.</li> </ul>	EPC Contractor	Vehicle and pedestrian access to site restricted to a minimum	Construction	ECO	Monthly	Vehicle and pedestrian access reduced.

**Impact management outcome: Protection of bats**



Impact Management Actions	Implementation			Monitoring		
	Responsible person	Method of implementation	Timeframe for implementation	Responsible person	Timeframe	Evidence of compliance
<ul style="list-style-type: none"> <li>Minimize degradation of terrestrial habitat by implementing and maintaining effective invasive alien plant, stormwater, erosion, sediment, and dust control measures</li> </ul>	Developer ECO EPC Contractor	Degradation of terrestrial habitat minimised.	Duration of construction Operational	ECO	Monthly	Degradation of terrestrial habitat minimised.

**Impact management outcome: Minimise impacts on heritage sites during the construction of the wind energy facility**

Impact Management Actions	Implementation			Monitoring		
	Responsible person	Method of implementation	Timeframe for implementation	Responsible person	Timeframe	Evidence of compliance
<ul style="list-style-type: none"> <li>An erosion monitoring programme should be put in place for at least 3 years after construction. Any problems observed should be rectified as soon as possible using the appropriate revegetation and erosion control works.</li> </ul>	ECO	Erosion monitoring implemented	Operation	ECO	At least 3 years after construction	Any problems observed should be rectified as soon as possible using the appropriate revegetation and erosion control works.
<ul style="list-style-type: none"> <li>The Environmental Control Officer (ECO) should be made aware of the possibility of important fossil</li> </ul>	ECO	All uncovered fossil remains to	Duration of construction Operation	ECO	As and when required	All unearthed fossils are bought to the

Impact Management Actions	Implementation			Monitoring		
	Responsible person	Method of implementation	Timeframe for implementation	Responsible person	Timeframe	Evidence of compliance
remains (bones, teeth, fish, petrified wood, plant-rich horizons etc) being found or unearthed during the construction phase of the development		be reported to ECO				attention of the ECO.
– Should any significant archaeological resources be uncovered during the course of the construction phase, work must cease in the area of the find and ECPHRA must be contacted regarding an appropriate way forward.	ECO	Construction to cease and all uncovered archaeological resources reported to ECPHRA.	Duration of construction Operation	ECO	As and when required	No archaeological resources damaged and all finds to be reported to ECPHRA.

**Impact management outcome:** Minimisation of visual impacts associated with construction

Impact Management Actions	Implementation			Monitoring		
	Responsible person	Method of implementation	Timeframe for implementation	Responsible person	Frequency	Evidence of compliance
– Retain and maintain natural vegetation immediately adjacent to the development footprint.	Project proponent/ design consultant  Contractor	Visual inspection of the layout to ensure that vegetation immediately adjacent to the	Prior to construction and during construction	ECO	Ongoing throughout construction	Onsite evidence that natural vegetation immediately adjacent to the development

Impact Management Actions	Implementation			Monitoring		
	Responsible person	Method of implementation	Timeframe for implementation	Responsible person	Frequency	Evidence of compliance
	EO	development footprint will not be disturbed  Ensure that natural vegetation immediately adjacent to the development footprint/servitude is retained and maintained.				footprint/servitude is retained and maintained.
– Ensure that rubble, litter, and disused construction materials are appropriately stored (if not removed daily) and then disposed regularly at licensed waste facilities.	Contractor	Waste to be appropriately stored in designated areas.  Disposal of waste at licensed waste disposal facilities must be undertaken as per the waste management plan	Duration of the construction phase	ECO	Monthly	Appropriate storage of waste in designated areas.  Disposal certificates of disposal at licensed facilities to be provided

Impact Management Actions	Implementation			Monitoring		
	Responsible person	Method of implementation	Timeframe for implementation	Responsible person	Frequency	Evidence of compliance
– Rehabilitate all disturbed areas immediately after the completion of construction works.	Contractor EO	Ensure that disturbed areas are rehabilitated immediately after completion of construction works and that this is communicated to the contractor.  Develop and implement a rehabilitation plan for the site.	Following completion of construction	ECO	As and when required	Visual observation that disturbed areas are rehabilitated immediately after the completion of construction works.
– Restrict construction activities to daylight hours whenever possible in order to reduce lighting impacts.	Developer Contractor EO	Ensure that working hours are clearly communicated to construction workers and that the working hours are restricted to daylight hours and are adhered to.	Duration of the construction phase	ECO	Daily	Limited construction activities taking place at night.

**Impact management outcome: Protection of indigenous natural vegetation, fauna and maintenance of rehabilitation**

Impact Management Actions	Implementation			Monitoring		
	Responsible person	Method of implementation	Timeframe for implementation	Responsible person	Timeframe	Evidence of compliance
<ul style="list-style-type: none"> <li>Any potentially dangerous fauna such as snakes or fauna threatened by the maintenance and operational activities should be removed to a safe location.</li> </ul>	cEO, Specialist, Contractor	Develop a search and relocation plan for threatened or dangerous fauna species and obtain the relevant permits for the removal of these species	Operation and maintenance	dEO	As and when required	Necessary permits obtained prior to the removal of threatened fauna species, and copies of permits observed during audit.
<ul style="list-style-type: none"> <li>All hazardous materials should be stored in the appropriate manner to prevent contamination of the site. Any accidental chemical, fuel and oil spills that occur at the site should be cleaned up in the appropriate manner as related to the nature of the spill.</li> </ul>	Contractor	Suitable bunding and containment, demarcation and access control measures implemented for hazardous materials at onsite stores.	Duration of the project	dEO	Monthly	Effective bunding and containment of hazardous materials as evidenced on site, along with suitable access control and demarcation

Impact Management Actions	Implementation			Monitoring		
	Responsible person	Method of implementation	Timeframe for implementation	Responsible person	Timeframe	Evidence of compliance
		Spill prevention and response plan developed, and spill kits made available, as well as all staff inducted with spill response procedure and a log of inductions kept on file. Written record of spills and clean up actions kept on site				provided at hazardous materials stores. Written log of spills and clean up actions implemented observed and kept on file at site
<ul style="list-style-type: none"> <li>Regular (annual) monitoring for alien plants during operation to ensure that no alien invasive problems have developed as result of the disturbance, as per the Alien Management Plan for the project.</li> </ul>	ECO	Alien plant monitoring	Operation	ECO	Annually	Results of alien invasive monitoring
<ul style="list-style-type: none"> <li>Regular monitoring for alien plant invasion and erosion after construction to ensure that no invasion or erosion problems have</li> </ul>	O&M Operator	Invasive Alien Plant species eradication and	Operation	External Auditor, dEO	Annually – external audit and quarterly dEO	Invasive alien plant species appropriately managed

Impact Management Actions	Implementation			Monitoring		
	Responsible person	Method of implementation	Timeframe for implementation	Responsible person	Timeframe	Evidence of compliance
developed as result of the disturbance must be undertaken, as per the respective Management Plans for the project.		management programme developed for the construction phase of the project, detailing monitoring required, control methods and frequency.				
– All roads and other hardened surfaces should have runoff control features which redirect water flow and dissipate any energy in the water which may pose an erosion risk.	Contractor, cEO	Develop and implement a stormwater management plan	Prior to construction commencing, and for the duration of construction and operation phase	dEO/cEO	Monthly	Evidence of implementation of the stormwater management plan is observed
– Vegetation control within the wind energy facility should be by manual clearing and herbicides should not be used except to control alien plants in the prescribed manner if necessary.	O&M Operator Specialist	Restrict herbicide and manual cleaning work	Operation	EO	Monthly	No herbicides used

**Impact management outcome: Protection of bat species**

Impact Management Actions	Implementation			Monitoring		
	Responsible person	Method of implementation	Timeframe for implementation	Responsible person	Timeframe	Evidence of compliance
- Minimize artificial lighting	Developer ECO Contractor	Artificial lighting kept to a minimum	Operation	ECO	As required	Use of lighting is minimised



## **APPENDIX 1: METHOD STATEMENTS**

To be prepared by the contractor prior to commencement of the activity. The method statements are **not required** to be submitted to the CA.

## APPENDIX 2: CV OF THE EAP

## CURRICULUM VITAE OF KAREN JODAS

<b>Profession:</b>	Environmental Management and Compliance Consultant; Environmental Assessment Practitioner. Professional Natural Scientist: Environmental Science since 1999.
<b>Specialisation:</b>	Strategic environmental assessment and advice; development of plans and guidelines; environmental compliance advise and monitoring; Environmental Impact Assessment; environmental management; project management and co-ordination of environmental projects; peer review; policy, strategy and guideline formulation; renewable energy projects; water resources management.
<b>Years work experience:</b>	25 years (in the field since 1997)

### VOCATIONAL EXPERIENCE

Provide technical input for projects in the environmental management field, specialising in strategic evaluation, Environmental Impact Assessment studies, environmental management plans, programmes and guidelines, integrated environmental management, environmental compliance monitoring; peer review of EIA reports and processes, strategy and guideline development, and public participation. Key focus on overall Project Management, integration of environmental studies and environmental processes into larger engineering-based projects, strategic assessment, and the identification of environmental management solutions and mitigation/risk minimising measures.

Excellent working knowledge of environmental legislation, strategies, guidelines and policies. Compilation of the reports for environmental studies are in accordance with the all relevant environmental legislation under the National Environmental Management Act. Due consideration of Equator Principles and compliance with IFC performance standards is now a part of all projects.

### SKILLS BASE AND CORE COMPETENCIES

Provide technical input for projects in the environmental management field, specialising in strategic evaluation, Environmental Impact Assessment studies, environmental management plans, programmes and guidelines, integrated environmental management, environmental compliance monitoring; peer review of EIA reports and processes, strategy and guideline development, and public participation. Key focus on overall Project Management, integration of environmental studies and environmental processes into larger engineering-based projects, strategic assessment, and the identification of environmental management solutions and mitigation/risk minimising measures.

Excellent working knowledge of environmental legislation, strategies, guidelines and policies. Compilation of the reports for environmental studies are in accordance with the all relevant environmental legislation under the National Environmental Management Act. Due consideration of Equator Principles and compliance with IFC performance standards is now a part of all projects.

### SKILLS BASE AND CORE COMPETENCIES

- Twenty five years (25) of experience in the environmental management, environmental permitting, impact assessment and compliance fields
- Twenty three (23) years of experience in Project Management of large environmental assessment and environmental management projects
- Strategic and compliance advise for all aspects of environmental assessment and management

- Wide range of experience for public and private sector projects
- Key experience in the assessment of impacts associated with renewable energy projects
- Experienced in assessments for both linear developments and nodal developments
- Experienced consultant in projects in Sub-Saharan Africa
- Experienced in environmental compliance advice, monitoring and reporting for construction and operation projects
- Due diligence auditing and reporting
- External and peer review of environmental assessment and compliance reporting as well as EIA processes
- Working knowledge of environmental planning policies, regulatory frameworks and legislation
- Input and review of Environmental Management Plans and Programmes, including Invasive Species Monitoring, Control and Eradication Plans
- Identification and assessment of potential environmental impacts and benefits
- Development of practical and achievable mitigation measures and management plans and evaluation of risk to project execution
- Compilation and review of the reports in accordance with all relevant environmental legislation
- Public participation/involvement and stakeholder consultation
- Environmental strategy, policy and guidelines development.

## EDUCATION AND PROFESSIONAL STATUS

### Degrees:

- B.Sc Earth Sciences, majoring in Geography and Zoology, Rhodes University, Grahamstown, 1993
- B.Sc Honours in Geography (in Environmental Water Management), Rhodes University, Grahamstown, 1994. Major subjects included Water Resources Management, Streams Ecology, Fluvial Geomorphology and Geographic Information Systems.
- M.Sc in Geography (Geomorphology), Rhodes University, Grahamstown, 1996

### Short Courses:

- Environmental and Social Risk Management (ESRM), International Finance Corporation, 2018
- Integrated Water Resource Management, the National Water Act, and Water Use Authorisations, CSBSS, 2017
- WindFarmer Wind Farm Design course, Garrad Hassan, 2009
- Environmental Law Course, Aldo Leopold Institute, 2002
- Water Quality Management, Potchefstroom University, 1998

### Professional Society Affiliations:

- Registered EAP with the Environmental Assessment Practitioners Association of South Africa (EAPASA) (2022/5499)
- Registered with the South African Council for Natural Scientific Professions as a Professional Natural Scientist: Environmental Science (400106/99)
- Registered with the International Associated for Impact Assessment South Africa (IAIASa): 5888

### Other Relevant Skills:

- Xtrack Extreme – Advanced Off-Road Driving Course

## EMPLOYMENT

Date	Company	Roles and Responsibilities
2006 - Current:	Savannah Environmental (Pty) Ltd	Director <i>Independent specialist environmental consultant,            Environmental Assessment Practitioner (EAP) and advisor</i> <u>Tasks include:</u> <ul style="list-style-type: none"> <li>• Project management.</li> </ul>

Date	Company	Roles and Responsibilities
		<ul style="list-style-type: none"> <li>• Environmental screening assessments, environmental permitting and environmental authorisation applications.</li> <li>• Due Diligence reporting</li> <li>• Water use authorisation applications on the e-WULAA system.</li> <li>• EA amendment applications.</li> <li>• Environmental compliance audits.</li> <li>• Efficient and quality reporting in line with the requirements of the National Environmental Management Act, EIA Regulations, and other relevant environmental legislation.</li> <li>• Execution of the public participation process.</li> <li>• Professional client liaison.</li> </ul>
1997 – 2005:	Bohlweki Environmental (Pty) Ltd (later known as Royal Haskoning DHV; or RHDHV)	Associate Environmental Management Unit: Manager; Principle Environmental Scientist focussing on Environmental Management and Project Management

## PROJECT EXPERIENCE

Proven track record of successfully consulting on a range of development projects in all nine Provinces of South Africa, as well as in neighbouring southern African countries.

Her experience includes projects in the energy generation and transmission sector, as well as wastewater treatment facilities, mining and prospecting activities, property development, national roads, as well as strategy and guidelines development.

Karen Jodas has played a significant role in the energy sector since 2007, specifically in the roll-out of renewable energy projects throughout southern Africa. She has provided consulting services to over 400 renewable and baseload energy applications submitted by Independent Power Producers (IPPs) to the Department of Forestry, Fisheries and the Environment in South Africa for authorisation, as well as to Eskom on their renewable energy and gas-to-energy projects. In addition, she has concluded the environmental permitting and/or due diligence auditing for the development and implementation of 42 projects selected as preferred bidders by the Department of Energy under the Renewable Energy Independent Power Producers Procurement (REIPPP) Programme (small- and large-scale projects).

## GRID INFRASTRUCTURE PROJECTS

### **Environmental Impact Assessments and Environmental Management Programmes**

Project Name & Location	Client Name	Role
Kyalami/Midrand Substation and 3 Transmission Lines, Gauteng	Eskom Transmission	Project Manager & EAP
Steelpoort Integration Project, Limpopo	Eskom Transmission	Project Manager & EAP

### **Basic Assessments**

Project Name & Location	Client Name	Role
Amakhala Emoyeni Power Line & Kopleegte Substation, Eastern Cape	Cennergi	Project Manager & EAP
Bon Espirange Substation & Overhead Power Line for the Roggeveld Wind Farm, Northern Cape	Building Energy (G7 Renewable Energies)	Project Manager & EAP
Castle WEF Powerline, Northern Cape	Juwi Renewable Energies	Project Manager & EAP
Cuprum-Burchell; Burchell-Mooidraai Power Line, Northern Cape	Eskom	Project Manager & EAP

Expansion of the Komsberg Main Transmission Substation, Northern Cape	Enel Green Power	Project Manager & EAP
Garob-Kronos Power Line, Northern Cape	Juwi Renewable Energies	Project Manager & EAP
Golden Valley Dx-Poseidon Power Line Substation & Golden Valley-Kopleegte Power Line, Eastern Cape	BioTherm Energy	Project Manager & EAP
Gunstfontein Switching Station, Power Line & Ancillary Infrastructure, Northern Cape	African Clean Energy Developments (ACED)	Project Manager & EAP
Ilanga Lethemba-Hydra, Northern Cape	Solar Capital	Project Manager & EAP
Iziduli Emoyeni WEF on-site substation, Power Line & Switching station, Access Roads & Watercourse Crossings, Eastern Cape	Windlab	Project Manager & EAP
Khai-Ma WEF Power Line, Northern Cape	Mainstream Renewable	Project Manager & EAP
Korana WEF Power Line, Northern Cape	Mainstream Renewable	Project Manager & EAP
Korana SEF Power Line, Northern Cape	Mainstream Renewable	Project Manager & EAP
Nobelsfontein WEF Power Line & Substation, Northern Cape	Coria / SARGE	Project Manager & EAP
Nojoli WEF Substation & Power Line Grid Connection, Eastern Cape	African Clean Energy Developments (ACED)	Project Manager & EAP
Olifantshoek Substation & Powerline, Northern Cape	Eskom Holdings	Project Manager & EAP
Poortjies WEF Power Line, Northern Cape	Mainstream Renewable	Project Manager & EAP
Power Line & Substation for the Blackwood WEF, Northern Cape	VentuSA Energy	Project Manager & EAP
Power Line & Substation for the Khobab WEF in Loeriesfontein, Northern Cape	Mainstream Renewable	Project Manager & EAP
Power Line Connecting the Sishen SEF to the Ferrum MTS-UMTU Klip Kop Power Line, Northern Cape	Acciona (Windfall 59 Properties)	Project Manager & EAP
Power Line for the Grid Connection of the 2 SEF's near Kath and Dibeng, Northern Cape	VentuSA Energy	Project Manager & EAP
Power Line for the Rhebokfontein WEF, Western Cape	Moyeng Energy	Project Manager & EAP
Power Line from Aggeney's Solar One to Aggeney's MTS Substation, Northern Cape	BlueWave	Project Manager & EAP
Re-alignment of 3 Eskom Power Line Servitudes within the Hopefield WEF, Western Cape	Umoya Energy	Project Manager & EAP
Re-alignment of the Power Line & Watercourse Crossings for the Loeriesfontein 2 WEF, Northern Cape	Mainstream Renewable	Project Manager & EAP
Re-alignment of the Power Line from Loeriesfontein 1 WEF to the Helios Substation, Northern Cape	Mainstream Renewable	Project Manager & EAP
Re-alignment of the Power Line from Loeriesfontein 3 WEF to the Helios Substation, Northern Cape	Mainstream Renewable	Project Manager & EAP
Substation for the Aggeney's PV SEF, Northern Cape	BioTherm Energy	Project Manager & EAP
Substation, Power Line & Watercourse Crossings for the Springfontein WEF, Free State	Mainstream Renewable	Project Manager & EAP
Wesley-Peddie (Riverbank Phase 2) Power Line for the Uncedo Lwethu WEF, Eastern Cape	Just Energy	Project Manager & EAP

#### **Environmental Compliance, Auditing and ECO**

<b>Project Name &amp; Location</b>	<b>Client Name</b>	<b>Role</b>
EO for the construction of the Neptune-Vuyani Transmission Line, Western Cape	Trans-Africa Projects on behalf of Eskom	Project Manager

## **RENEWABLE POWER GENERATION PROJECTS: PHOTOVOLTAIC SOLAR ENERGY FACILITIES**

### ***Environmental Impact Assessments and Environmental Management Programmes***

<b>Project Name &amp; Location</b>	<b>Client Name</b>	<b>Role</b>
Aggeney's PV Plant, Northern Cape	Solar Capital	Project Manager & EAP
Blackwood PV SEF, Free State	VentuSA Energy	Project Manager & EAP
Bloemsmond PV 1 & PV 2 SEF's, Northern Cape	Atlantic Energy Partners	Project Manager & EAP
Bosjesmansberg PV SEF, Northern Cape	Networx	Project Manager & EAP
Boundary PV SEF, Northern Cape	VentuSA Energy	Project Manager & EAP
Buffels PV 1 & PV 2 SEF's, North West	Kabi Energy	Project Manager & EAP
De Aar PV SEF, Northern Cape	African Clean Energy Developments (ACED)	Project Manager & EAP
De Aar PV Solar Energy Plant, Northern Cape	Solar Capital	Project Manager & EAP
Gihon & Kison PV SEF's, Limpopo	Networx	Project Manager & EAP
Gunstfontein PV SEF, Northern Cape	Networx / Prana Energy	Project Manager & EAP
Harmony Eland, Nyala & Tshepong PV SEF's, Free State	BEEEntropie Renewable Innovation	Project Manager & EAP
Hibernia SEF, North West	EA Energy	Project Manager & EAP
Iziko PV SEF, Mpumalanga	VentuSA Energy	Project Manager & EAP
Kabi Kimberley PV Facility at DeBeers, Northern Cape	Kabi Solar	Project Manager & EAP
Karoo Renewables PV SEF, Northern Cape	SARGE	Project Manager & EAP
Kheis Phase 1, 2 & 3 PV SEF, Northern Cape	GeStamp Solar	Project Manager & EAP
Klipgat PV SEF, Northern Cape	Terra Solar	Project Manager & EAP
Loeriesfontein/Helios PV SEF, Northern Cape	Solar Capital	Project Manager & EAP
Naauwpoort PV SEF, Northern Cape	Terra Solar	Project Manager & EAP
Orkney PV SEF, North West	Genesis Eco-Energy	Project Manager & EAP
Pofadder SEF, Northern Cape	Mainstream Renewable	Project Manager & EAP
Prieska North PV SEF, Northern Cape	VentuSA Energy	Project Manager & EAP
Prieska PV SEF, Northern Cape	VentuSA Energy	Project Manager & EAP
Ritchie PV SEF, Northern Cape	Solar Capital	Project Manager & EAP
San Solar PV SEF, Northern Cape	VentuSA Energy	Project Manager & EAP
Sirius (Tungston Lodge) PV Solar Plants (x2, Northern Cape)	Aurora Power Solutions	Project Manager & EAP
Sol Invictus x4 PV Developments, Northern Cape	Building Energy	Project Manager & EAP
Solar Plant at Kathu (Wincanton), Northern Cape	REISA	Project Manager & EAP
Solar Plant at Sishen (Wincanton), Northern Cape	VentuSA Energy	Project Manager & EAP
<i>Solar Plant at Sishen (Wincanton), Northern Cape</i>	<i>VentuSA Energy</i>	<i>Project Manager &amp; EAP</i>
<i>SolarReserve Kotulo Tsatsi PV1 SEF, Northern Cape</i>	<i>Kotulo Tsatsi Energy and SolarReserve South Africa</i>	<i>Project Manager &amp; EAP</i>
<i>SolarReserve Kotulo Tsatsi PV2 Facility, Northern Cape province</i>	<i>Kotulo Tsatsi Energy and SolarReserve South Africa</i>	<i>Project Manager &amp; EAP</i>
Stormberg Solar PV SEF, Eastern Cape	Networx / Prana Energy	Project Manager & EAP
Tewa Isitha (Grootdrink/Albany) PV SEF, Northern Cape	Africoast Engineers	Project Manager & EAP
Tiger Kloof PV SEF near Vryburg, North West	Kabi Energy	Project Manager & EAP
Tiger Solar PV SEF, Northern Cape	Kabi Energy	Project Manager & EAP
Vaalkop and Witkop PV SEF's, North West	Kabi Solar	Project Manager & EAP
Wagnbietjiespan PV SEF, Free State	VentuSA	Project Manager & EAP

Project Name & Location	Client Name	Role
Wolmaransstad Municipality PV SEF, North West	BlueWave	Project Manager & EAP
Woodhouse PV 1 & PV 2 SEFs, North West	Genesis Eco-Energy	Project Manager & EAP
Zuurwater PV SEFs (x4), Northern Cape	Solafrica / BlueWave	Project Manager & EAP
Lichtenburg 1, 2 & 3 PV Facilities, North West	Atlantic Energy Partners & ABO Wind	Project Manager & EAP
Allepad PV One, Two, Three and Four PV SEFs	ILEnergy Development	Project Manager & EAP

#### Basic Assessments

Project Name & Location	Client Name	Role
Amandla Welanga & Dida PV SEFs near Noupoot, Northern Cape	Terra Solar	Project Manager & EAP
Carolusberg PV SEF, Northern Cape	Ilio Energy (SARGE)	Project Manager & EAP
Gosforth Park and Kynoch Rooftop PV SEF's Northern Cape	Building Energy	Project Manager & EAP
Hennenman PV SEF, Free State	BlueWave	Project Manager & EAP
Hibernia PV SEF near Lichtenburg, North West	EA Energy	Project Manager & EAP
Inkulukelo PV SEF, Northern Cape	Terra Solar	Project Manager & EAP
Kabi Kimberley PV SEF, Northern Cape	Kabi Energy	Project Manager & EAP
Kokerboom & Boabab PV Solar Energy Plants, Northern Cape	Brax Energy	Project Manager & EAP
Middelburg PV SEF, Mpumalanga	African Clean Energy Developments (ACED)	Project Manager & EAP
Nigramoep PV Solar Energy Plant, Northern Cape	SARGE	Project Manager & EAP
Noupoot (Kleinfontein and Toitdale) CPV, Northern Cape	Terra Power	Project Manager & EAP
O'Kiep 1 PV Solar Energy Plant, Northern Cape	Ilio Energy (SARGE)	Project Manager & EAP
O'Kiep 2 PV Solar Energy Plant, Northern Cape	BluePort Trade 118 (SARGE)	Project Manager & EAP
O'Kiep 3 PV Solar Energy Plant, Northern Cape	Ilio Energy (SARGE)	Project Manager & EAP
Rodicon PV SEF, Mpumalanga	VentuSA Energy	
Slurry PV SEF, North West	PPC	Project Manager & EAP
Small projects for PV SEF's, North West	BlueWave	Project Manager & EAP
Son Citrus Rooftop PV Installation, Eastern Cape	Building Energy	Project Manager & EAP
Tollie PV SEF, Northern Cape	Terra Solar	Project Manager & EAP
x2 Southern Farms PV Solar Energy Plants, Northern Cape	Southern Farms	Project Manager & EAP
Moeding Solar PV Facility (BA in terms of REDZ regs), North West	Kabi Energy	Project Manager & EAP

#### Screening Studies

Project Name & Location	Client Name	Role
Allemans, Wonderheuwel, Damfontein & Dida PV SEF's, Northern Cape	Terra Solar	Project Manager & EAP
Amandla Welang, Gillmer & Inkululeko PV SEF's, Northern Cape	GeoSolar/ TerraSolar	Project Manager & EAP
Blouputs PV, Onseepkans PV, Hoogelegen PV & Boegoeberg PV projects, Northern Cape	Engineering Development Industrial Projects (EDIP)	Project Manager & EAP
Bobididi PV SEF, Limpopo	Root 60Four Energy	Project Manager & EAP
Boshof-Les Marais / Buitenfontein SEF, Free State	Bluewave Capital	Project Manager & EAP
Bosjesmansberg PV SEF, Northern Cape	Networx	Project Manager & EAP



<b>Project Name &amp; Location</b>	<b>Client Name</b>	<b>Role</b>
Class 2 & Class 3 Road Networks in the vicinity of the proposed Tambo Springs Freight Hub, Gauteng	SMEC South Africa (on behalf of Gauteng Department of Roads & Transport)	Project Manager & EAP
Hibernia SEF, North West	EA Energy	Project Manager & EAP
Lephalale PV SEF, Limpopo	Exxaro	Project Manager & EAP
Prieska PV SEF, Northern Cape	Terra Solar	Project Manager & EAP
Solar Project near Vryburg, North West province	ABO Wind	Project Manager & EAP
PV SEF's (x15) for the projects for the REIPP small scale BID, Nationwide	Building Energy	Project Manager & EAP
Senekal 1 & 2, Pongola & Newcastle PV SEF's, Kwa-Zulu-Natal	Building Energy	Project Manager & EAP
Small scale PV SEF project - 2nd Stage One	Bluewave Capital	Project Manager & EAP
Small scale PV SEF project - 2nd Stage One	Building Energy	Project Manager & EAP
Stella Helpmekaar SEF, North West	Bluewave Capital	Project Manager & EAP
Wolmaransstad Municipality SEF, North West	Bluewave Capital	Project Manager & EAP
Solar Project near Beaufort West, Western Cape	ABO Wind	Project Manager & EAP
Solar Project near Lichtenburg, Western Cape	ABO Wind	Project Manager & EAP
Solar Project near Hotazel, Western Cape	ABO Wind	Project Manager & EAP
Small-scale solar PV development site in Ekurhuleni Metropolitan Municipality, Gauteng	Genesis Eco-Energy Developments	Project Manager & EAP

#### **Environmental Compliance, Auditing and ECO**

<b>Project Name &amp; Location</b>	<b>Client Name</b>	<b>Role</b>
ECO for the Contraction of the De Aar & Prieska PV Facilities, Northern Cape	GeStamp	Project Manager
ECO for the Construction of the Kathu PV Facility, Northern Cape	REISA / Building Energy	Project Manager

#### **Compliance Advice and ESAP Reporting**

<b>Project Name &amp; Location</b>	<b>Client Name</b>	<b>Role</b>
ACWA Power SolarReserve Redstone Solar Plant, Northern Cape	SolarReserve	Environmental Advisor
Bokpoort PV SEF, Northern Cape	Solafrica	Environmental Advisor
Boshof PV SEF, Free State	BlueWave	Environmental Advisor
Hennenman PV SEF, Free State	BlueWave	Environmental Advisor
Kathu II SEF, Northern Cape	Building Energy	Environmental Advisor
Kathu PV SEF, Northern Cape	Building Energy / REISA	Environmental Advisor
Prieska PV SEF, Northern Cape	VentuSA	Environmental Advisor
San Solar SEF, Northern Cape	VentuSA / Acciona	Environmental Advisor
Sishen PV SEF Phase 1, Northern Cape	Aveng / Acciona	Environmental Advisor
Wolmaransstad Municipality Solar PV SEF, North West	BlueWave	Environmental Advisor
ESAP reporting for the operation phase of the Mulilo Solar PV De Aar and Mililo Solar PV Prieska	Mulilo and X-Elio	Environmental Advisor

#### **Due Diligence Reporting**

<b>Project Name &amp; Location</b>	<b>Client Name</b>	<b>Role</b>
Kabi Kimberley PV Plant, Northern Cape	Enertis Solar	Environmental Advisor
Sishen Solar Farm, Northern Cape	Acciona (Windfall 59 Properties)	Environmental Advisor
Vaal River Solar 1 PV plant, North West	Enertis Solar	Environmental Advisor

**Environmental Permitting & Water Use License (WUL) Applications**

<b>Project Name &amp; Location</b>	<b>Client Name</b>	<b>Role</b>
Permitting for the Kathu PV SEF, Northern Cape	Abengoa Solar	Project Manager & EAP
S53 application for Kabi Kimberley De Beers PV Plant, Northern Cape	Kabi Energy	Project Manager & EAP
S53 application for the Blackwood PV SEF, Free State	VentuSA Energy	Project Manager & EAP
S53 application for the Boundary PV SEF, Northern Cape	VentuSA Energy	Project Manager & EAP
S53 application for Vaalkop & Witkop PV SEF's, North West	Kabi Energy	Project Manager & EAP
S53 applications for various projects (Amandla Welang, Didar, Inkululeko, Kleinfontein, Klip Gat, Naau Poort, Toitdale & Tollie PV SEF's), Northern Cape	Terra Solar	Project Manager & EAP
WUL application for the Woodhouse PV1 & PV2 SEF's, North West	Genesis Eco-Energy	Project Manager & EAP

**RENEWABLE POWER GENERATION PROJECTS: CONCENTRATED SOLAR FACILITIES (CSP)****Environmental Impact Assessments and Environmental Management Programmes**

<b>Project Name &amp; Location</b>	<b>Client Name</b>	<b>Role</b>
De Aar CSP Energy facility, Northern Cape	African Clean Energy Developments (ACED)	Project Manager & EAP
Khi Solar One CSP facility, Northern Cape	Abengoa Solar	Project Manager & EAP
Noupoort CSP facility, Northern Cape	Cresco	Project Manager & EAP
Paulputs CSP facility, Northern Cape	Abengoa Solar	Project Manager & EAP
Pofadder & Upington CSP facilities, Northern Cape	Abengoa Solar	Project Manager & EAP
SolarReserve Kotulo Tsatsi CSP facility, Northern Cape province	SolarReserve	Project Manager & EAP
SolarReserve Kotulo Tsatsi CSP1 facility, Northern Cape	Kotulo Tsatsi Energy and SolarReserve South Africa	Project Manager & EAP
SolarReserve Kotulo Tsatsi CSP2 facility, Northern Cape	Kotulo Tsatsi Energy and SolarReserve South Africa	Project Manager & EAP
SolarReserve Kotulo Tsatsi CSP3 facility, Northern Cape	Kotulo Tsatsi Energy and SolarReserve South Africa	Project Manager & EAP
Upington 2 CSP facility, Northern Cape	Abengoa Solar	Project Manager & EAP
Upington 3 CSP facility, Northern Cape	Abengoa Solar	Project Manager & EAP
Xina Solar One CSP facility, Northern Cape	Abengoa Solar	Project Manager & EAP

**Environmental Compliance, Auditing and ECO**

<b>Project Name &amp; Location</b>	<b>Client Name</b>	<b>Role</b>
KaXu Solar One facility, Northern Cape	Abengoa Solar	Project Manager
Khi Solar One facility, Northern Cape	Abengoa Solar	Project Manager
Xina Solar One facility, Northern Cape	Abengoa Solar	Project Manager

**Screening Studies**

<b>Project Name &amp; Location</b>	<b>Client Name</b>	<b>Role</b>
Site Identification Tool for Proposed CSP Projects, Limpopo	Exxaro	Environmental Advisor

**Compliance Advice and ESAP reporting**

<b>Project Name &amp; Location</b>	<b>Client Name</b>	<b>Role</b>
Kaxu Solar One CSP facility, Northern Cape	Abengoa Solar	Environmental Advisor
Khi Solar One CSP facility, Northern Cape	Abengoa Solar	Environmental Advisor
SolarReserve Kotulo Tsatsi CSP facility, Northern Cape province	SolarReserve	Environmental Advisor
Xina One CSP facility, Northern Cape	Abengoa Solar	Environmental Advisor

**RENEWABLE POWER GENERATION PROJECTS: WIND ENERGY FACILITIES****Environmental Impact Assessments and Environmental Management Programmes**

<b>Project Name &amp; Location</b>	<b>Client Name</b>	<b>Role</b>
ABs WEF near Indwe, Eastern Cape	Rainmaker Energy	Project Manager & EAP
Amakhala Emoyeni WEF, Eastern Cape	Windlab Developments	Project Manager & EAP
Amatole (2 phases) WEF, Eastern Cape	Genesis ECO-Energy	Project Manager & EAP
Boulders Wind Farm, Western Cape	IPD Power	Project Manager & EAP
Britannia Bay WEF, Western Cape	Terra Power Solutions	Project Manager & EAP
Castle WEF in De Aar, Northern Cape	Juwi Renewable Energies	Project Manager & EAP
Cookhouse WEF, Eastern Cape	African Clean Energy Developments (ACED) & Tertia Waters	Project Manager & EAP
Deep River Wind Energy Facility, Eastern Cape	VentuSA Energy	Project Manager & EAP
Dorper Phase 1 WEF, Eastern Cape	Rainmaker Energy	Project Manager & EAP
Elliot WEF, Eastern Cape	Rainmaker Energy	Project Manager & EAP
Garob WEF, Northern Cape	Juwi Renewable Energies	Project Manager & EAP
Gouda WEF, Western Cape	VentuSA Energy	Project Manager & EAP
Great Karoo WEF, Northern Cape	African Clean Energy Developments (ACED)	Project Manager & EAP
Gunstfontein WEF, Northern Cape	African Clean Energy Developments (ACED)	Project Manager & EAP
Happy Valley WEF, Eastern Cape	REISA	Project Manager & EAP
Hidden Valley WEF, Northern Cape	African Clean Energy Developments (ACED)	Project Manager & EAP
Hopefield WEF, Western Cape	Umoya Energy	Project Manager & EAP
Karoo Renewable Energy Facility, Northern & Western Cape	SARGE	Project Manager & EAP
Karreebosch Wind Farm (Roggeveld Phase 2), Northern Cape & Western Cape	G7 Renewable Energies	Project Manager & EAP
Karusa Wind Farm, Northern Cape	African Clean Energy Development	Project Manager & EAP
Klipheuwel / Dassiesfontein WEF, Western Cape	BioTherm Energy	Project Manager & EAP
Nojoli WEF , Eastern Cape	African Clean Energy Developments	Project Manager & EAP
Nxuba WEF , Eastern Cape	African Clean Energy Developments	Project Manager & EAP
Olifants River WEF, Western Cape	SARGE	Project Manager & EAP

<b>Project Name &amp; Location</b>	<b>Client Name</b>	<b>Role</b>
Oyster Bay WEF, Eastern Cape	RES	Environmental Advisor
Pofadder x3 WEF's, Northern Cape	Mainstream Renewable	Project Manager & EAP
Project Blue WEF, Northern Cape	Windy World	Project Manager & EAP
Rheboksfontein WEF, Western Cape	Moyeng Energy	Project Manager & EAP
Riverbank WEF near Wesley, Eastern Cape	Just Energy	Project Manager & EAP
Sere WEF, Western Cape	Eskom Generation	Project Manager & EAP
Soetwater Wind Farm, Northern Cape	African Clean Energy Development	Project Manager & EAP
Springfontein WEF, Northern Cape	Mainstream Renewable	Project Manager & EAP
Stormberg WEF, Eastern Cape	Networx / Prana Energy	Project Manager & EAP
Suurplaat WEF, Western & Northern Cape	Moyeng Energy	Project Manager & EAP
Uiekraal WEF, Western Cape	Crenergol	Project Manager & EAP
West Coast One WEF, Western Cape	Moyeng Energy	Project Manager & EAP
West Coast WEF, Western Cape	Exxaro	Project Manager & EAP
Zen WEF near Gouda, Western Cape	VentuSA Energy	Project Manager & EAP

#### **Basic Assessments**

<b>Project Name &amp; Location</b>	<b>Client Name</b>	<b>Role</b>
Britannia Bay Wind Monitoring Mast, Western Cape	Terra Power Solutions	Project Manager & EAP
Caledon, Worcester & Tulbach Wind Monitoring Masts, Western Cape	SAGIT	Project Manager & EAP
Deep River Wind monitoring Mast, Eastern Cape	VentuSA Energy	Project Manager & EAP
Denhami Wind Farm, Western Cape	Richard Young	Project Manager & EAP
Dorper, Abs & Dobos Wind Monitoring Masts, Eastern Cape	Rainmaker Energy	Project Manager & EAP
Hopefield Wind Monitoring Mast, Western Cape	Umoya Energy	Project Manager & EAP
Klawer Wind Energy Facility, Western Cape	Vendiwell	Project Manager & EAP
Klipheuwel / Dassiesfontein Wind Monitoring Mast, Western Cape	BioTherm Energy	Project Manager & EAP
Riverbank Wind Monitoring Mast, Eastern Cape	Just Energy	Project Manager & EAP
Wind Monitoring Masts near Suurplaat, Western Cape	Investec Bank	Project Manager & EAP
Wind Monitoring Masts on the West Coast & Darling, Western Cape	Investec Bank	Project Manager & EAP

#### **Screening Studies**

<b>Project Name &amp; Location</b>	<b>Client Name</b>	<b>Role</b>
Cookhouse WEF, Eastern Cape	African Clean Energy Developments (ACED)	Project Manager & EAP
De Aar WEF, Northern Cape	African Clean Energy Developments (ACED)	Project Manager & EAP
Developments within identified areas in the Overberg, Western Cape	BioTherm Energy	Project Manager & EAP
Hopefield WEF, Western Cape	African Clean Energy Developments (ACED)	Project Manager & EAP
Juno WEF, Western Cape	AMDA Developments	Project Manager & EAP
Lambert's Bat WEF, Western Cape	Vaayu Energy SA	Project Manager & EAP
Wind 500 – Eskom's investigation for new sites	Eskom Holdings	Project Manager & EAP
Struisbaai area WEF, Western Cape	Richard Young	Project Manager & EAP
Suurplaat WEF, Western Cape	Investec Bank	Project Manager & EAP
Theewaterskloof Municipality WEF, Western Cape	Theewaterskloof Municipality	Project Manager & EAP

<b>Project Name &amp; Location</b>	<b>Client Name</b>	<b>Role</b>
WEF's on x2 site on the West Coast, Western Cape	Investec Bank	Project Manager & EAP
Various WEF's in the Western Cape	Department of Environmental Affairs & Development Planning (DEA&DP)	Project Manager & EAP
Van Reenens WEF, Kwa-Zulu Natal & Free State	4GREEN Development Africa	Project Manager & EAP
WEF Development within the Sandveld area, Western Cape	Kovacs Investments (Nick Prium)	Project Manager & EAP

#### **Environmental Compliance, Auditing and ECO**

<b>Project Name &amp; Location</b>	<b>Client Name</b>	<b>Role</b>
ECO for the Construction of the Dorper Phase 1 WEF, Eastern Cape	Rainmaker Energy	Project Manager
ECO for the Construction of the Gouda Wind Farm, Western Cape	Blue Falcon Trading	Project Manager
EO for the Construction of the Dassiesklip WEF, Western Cape	Group Five	Project Manager

#### **Compliance Advice & ESAP Reporting**

<b>Project Name &amp; Location</b>	<b>Client Name</b>	<b>Role</b>
Amakhala Emoyeni WEF, Eastern Cape	Windlab Developments	Environmental Advisor
Cookhouse II WEF, Eastern Cape	African Clean Energy Developments	Environmental Advisor
Cookhouse WEF, Eastern Cape	African Clean Energy Developments	Environmental Advisor
Dorper Phase 1 WEF, Eastern Cape	Rainmaker Energy	Environmental Advisor
Garob WEF, Northern Cape	Juwi Renewable Energies	Environmental Advisor
Gouda WEF, Western Cape	Aveng / Acciona	Environmental Advisor
Happy Valley WEF, Eastern Cape	VentuSA Energy / EDPR	Environmental Advisor
Hidden Valley WEF, Northern Cape	African Clean Energy Developments (ACED)	Environmental Advisor
Hopefield WEF, Western Cape	Umoya Energy	Environmental Advisor
Karusa Wind Farm, Northern Cape	African Clean Energy Development	Environmental Advisor
Loperberg WEF, Eastern Cape	Rainmaker Energy	Environmental Advisor
Nobelsfontein WEF, Northern Cape	Coria / SARGE	Environmental Advisor
Nojoli WEF, Eastern Cape	African Clean Energy Developments (ACED)	Environmental Advisor
Nxuba WEF, Eastern Cape	African Clean Energy Developments	Environmental Advisor
Oyster Bay WEF, Eastern Cape	RES	Environmental Advisor
Riverbank Wind WEF, Eastern Cape	InnoWind	Environmental Advisor
Roggeveld Phase 1 WEF, Northern Cape	Building Energy	Environmental Advisor
Soetwater Wind Farm, Northern Cape	African Clean Energy Development	Environmental Advisor
Springfontein WEF, Northern Cape	Mainstream Renewable	Environmental Advisor
Zen WEF, Western Cape	VentuSA Energy	Environmental Advisor

#### **Due Diligence Reporting**

<b>Project Name &amp; Location</b>	<b>Client Name</b>	<b>Role</b>
Gouda WEF, Western Cape	Blue Falcon Trading	Environmental Advisor

Project Name & Location	Client Name	Role
Loeriesfontein, Khobab & Noupoort WEF's, Northern Cape	Actis	Environmental Advisor
Roggeveld Wind Farm, Northern Cape	Building Energy	Environmental Advisor

#### **Environmental Permitting & WUL Applications**

Project Name & Location	Client Name	Role
Permitting for the Cookhouse WEF, Eastern Cape	African Clean Energy Developments (ACED)	Project Manager & EAP
Permitting for the Karusa Wind Farm, Northern Cape	African Clean Energy Development	Project Manager & EAP
Permitting for the Sere WEF, Western Cape	Eskom	Project Manager & EAP
Permitting for the Soetwater Wind Farm, Northern Cape	African Clean Energy Development	Project Manager & EAP
Permitting Riverbank WEF, Eastern Cape	Electrawinds	Project Manager & EAP
S24G for the Klipheuwel / Dassiesfontein WEF, Western Cape		Project Manager & EAP
S53 application for the Nxuba Wind Farm, Eastern Cape	African Clean Energy Developments (ACED)	Project Manager & EAP
S53 Application for the Zen WEF, Western Cape	VentuSA Energy	Project Manager & EAP
WUL application for the Oyster Bay WEF, Eastern Cape	RES	Project Manager & EAP

#### **CONVENTIONAL POWER GENERATION PROJECTS (COAL)**

##### **Environmental Impact Assessments and Environmental Management Programmes**

Project Name & Location	Client Name	Role
H2 Energy Power Station, Mpumalanga	H2 Energy	Project Manager & EAP

##### **Screening Studies**

Project Name & Location	Client Name	Role
Coal fired power station in the Bethal area, Mpumalanga	ISS Global	Project Manager & EAP
Indwe Power Station, Eastern Cape	IPSA	Project Manager & EAP
IPP Base Load Power Station Development in Lephalale, Limpopo	Exxaro	Project Manager & EAP

##### **Environmental Compliance, Auditing and ECO**

Project Name & Location	Client Name	Role
ISO 14001:2015 Audit for the Hendrina Power Station, Mpumalanga	Eskom Holdings	Project Manager

#### **GAS to POWER GENERATION PROJECTS**

##### **Environmental Impact Assessments and Environmental Management Programmes**

Project Name & Location	Client Name	Role
Ankerlig OCGT to CCGT Conversion project & the Transmission Power Line between Ankerlig and the Omega Substation, Western Cape	Eskom Generation	Project Manager & EAP
Gourikwa OCGT to CCGT Conversion project & the Transmission Power Line between Gourikwa and the	Eskom Generation	Project Manager & EAP



Proteus Substation, Western Cape		
Neopak Combined Heat and Power (CHP) Plant, Rosslyn, Gauteng	Neopak	Project Manager & EAP
Richards Bay Combined Cycle Gas Turbine (CCGT) Power Plant, Kwa-Zulu Natal	Eskom	Project Manager & EAP

#### **Screening Studies**

<b>Project Name &amp; Location</b>	<b>Client Name</b>	<b>Role</b>
Environmental Analysis for Gas Transmission Pipelines in the Clayville, Nigel and Wadeville areas, Gauteng	Energy Group	Project Manager

### **INFRASTRUCTURE DEVELOPMENT PROJECTS (BRIDGES, PIPELINES, ROADS, WATER RESOURCES, STORAGE, ETC)**

#### **Environmental Impact Assessments and Environmental Management Programmes**

<b>Project Name &amp; Location</b>	<b>Client Name</b>	<b>Role</b>
Afguns Road Realignment Project, Limpopo	Eskom Holdings	Project Manager & EAP
Expansion of the existing Welgedacht Water Care Works, Gauteng	ERWAT	Project Manager & EAP
Industrial Metals Cluster, Northern Cape	Northern Cape Department of Economic Development and Tourism	Project Manager & EAP
Modification of the existing Hartebeestfontein Water Care Works, Gauteng	ERWAT	Project Manager & EAP

#### **Basic Assessments**

<b>Project Name &amp; Location</b>	<b>Client Name</b>	<b>Role</b>
New Raw Water Reservoir & Pipeline for the Medupi Power Station, Limpopo	Eskom Holdings	Project Manager & EAP
Msenge Emoyeni WEF Watercourse Crossings, Eastern Cape	Windlab	Project Manager & EAP
Dilokong Transport Facility, Limpopo	South African National Roads Agency Limited (SANRAL)	Project Manager & EAP
Neopak Water Treatment Plant, Gauteng	Neopak	Project Manager & EAP
Realignment of MR73 Road for the Construction of the Paulputs CSP Facility, Northern Cape	Abengoa Solar	Project Manager & EAP
Biomass Storage Area in Support of the Mkuze Biomass Power Station, KwaZulu-Natal	Building Energy	Project Manager & EAP
Wastewater Dam & Pipeline in Support of the Mkuze Biomass Power Station, Kwa-Zulu Natal	Building Energy	Project Manager & EAP
Watercourse Crossings for the Klawer Wind Energy Facility, Western Cape	Vendiwell	Project Manager & EAP

#### **Environmental Compliance, Auditing and ECO**

<b>Project Name &amp; Location</b>	<b>Client Name</b>	<b>Role</b>
ECO for the Construction of the Tiffindell Ski Resort, Eastern Cape	Tiffindell Ski	ECO
ECO for the Distribution centre & warehouse at Lords View Industrial Estate, Gauteng	Oliver & Partners	Project Manager
ECO for the Upgrade of the Waterval Wastewater Treatment Works, Gauteng	BCP Palace (on behalf of ERWAT)	Project Manager

### **Compliance Advice and reporting**

<b>Project Name &amp; Location</b>	<b>Client Name</b>	<b>Role</b>
Mkuze Biomass Plant, Kwa-Zulu Natal	Building Energy	Environmental Advisor
Tiffindell Ski, Eastern Cape	Tiffindell Ski	Environmental Advisor

### **Environmental Permitting & WUL Applications**

<b>Project Name &amp; Location</b>	<b>Client Name</b>	<b>Role</b>
Permitting, S53 & WULA for the Mkuze Biomass Plant, Kwa-Zulu Natal	Building Energy	Project Manager & EAP
WULA for the Visserhok Waste Tyre Depot, Western Cape	REDISA	Project Manager & EAP
WULA for the Witbank Waste Tyre Depot, Mpumalanga	REDISA	Project Manager & EAP

## **MINING**

### **Environmental Compliance, Auditing and ECO**

<b>Project Name &amp; Location</b>	<b>Client Name</b>	<b>Role</b>
Compliance Audit for the Palesa Coal Mine WML, Mpumalanga province	HCI Coal	Project Manager
Compliance Audit Waste Use Licene for the Mbali Coal Mine, Mpumalanga province	HCI Coal	Project Manager

## **ENVIRONMENTAL MANAGEMENT TOOLS**

<b>Project Name &amp; Location</b>	<b>Client Name</b>	<b>Role</b>
Review the effectiveness & efficiency of the environmental impact management (EIA) system in South Africa, and formulate an environmental impact management strategy and action plan	National Department of Environmental Affairs	Environmental Advisor
Drafting a Position Paper: Project Financing and Environmental Risk Management (considering IFC Performance Standards & Equator Principles)	Standard Bank Group	Environmental Advisor
EMP for the Phase 1 of the Elitheni Coal Mine Project, Eastern Cape	Elitheni Coal	Environmental Advisor
Gap Analysis of Environmental Management Systems (EMS) with ISO 14001:2004	Venture Diversified Products	Environmental Advisor
Development of Provincial Guidelines for 4x4 routes	Western Cape Department of Environmental Affairs & Development Planning	Environmental Advisor
Permitting Study on the Status of Renewable Energy Projects in South Africa	E.ON	Environmental Advisor
Practical review of EGI SEA	CSIR	Environmental Advisor
Development & Implementation of the Environmental Management Systems (EMS) with ISO 14001:2004 for the UBS Office in Sandton, Gauteng	UBS AG	Environmental Advisor



Resource & Efficiency Plans for the operation phase of the Mulilo Solar PV De Aar and Mililo Solar PV Prieska	Mulilo and X-Elio	Environmental Advisor
---	-------------------	-----------------------

## **TRAINING**

<b>Project Name &amp; Location</b>	<b>Client Name</b>	<b>Role</b>
Hendrina Power Station Environmental Law Training	Eskom Holding	Project Manager
Radar Training for NCC Biologists	EchoTracks	Project Manager



## CURRICULUM VITAE OF NKHENSANI MASONDO

- Profession :** Senior Environmental Consultant
- Specialisation:** Environmental Management, Environmental Impact Assessments, Report Writing, Project Management, Stakeholder Engagement, Environmental Auditing
- Work Experience:** 6 years in the Environmental Management Consulting Field

### VOCATIONAL EXPERIENCE

Nkhensani is an EAPASA Registered Environmental Assessment Practitioner with over 6 years of experience in the environmental field. She holds a BSocSci (Hons) in Environmental Management and Analysis and a BA (Own Choice) specialising in Geography and Archaeology, both from the University of Pretoria (UP). She is currently pursuing her MSc in Environmental Management at the University of South Africa (UNISA).

She has been involved in residential, commercial, institutional, industrial, and mixed-use development within South Africa. She has been involved in mine closure strategies and implementation plans on behalf of Mining partners. Her main responsibilities include compilation of environmental reports, stakeholder engagement, and project management.

### SKILLS BASE AND CORE COMPETENCIES

- Environmental Planning
- Compilation of Environmental Impact Assessments, Basic Assessments, Water Use Licenses, NEMA Queries, GPEMF Applications, General Authorisations, Schedule 1 and Existing Lawful Use Applications
- Compilation and Implementation of Environmental Programmes
- Undertaking Environmental Audits for residential, commercial, and industrial developments
- Project Management of various projects
- Review of Specialists reports
- Undertaking Stakeholder Engagements for a variety of projects

### EDUCATION AND PROFESSIONAL STATUS

#### Degrees:

- Master of Science in Environmental Management (current), University of South Africa
- BSocSci (Hons) Environmental Analysis and Management (2014), University of Pretoria
- BA (Own Choice) Specialising in Geography and Archaeology (2013), University of Pretoria

#### Short Courses:

- Geographical Information Systems Training (ESRI) 2016
- ISO 14001: 2004 Lead Environmental Auditor Training: Environmental Management Systems (SGS) 2015

#### Professional Society Affiliations:

- Environmental Assessment Practitioners Association of South Africa – Environmental Assessment Practitioner

EMPLOYMENT		
Date	Company	Roles and Responsibilities
01 June 2022 - Current:	Savannah Environmental (Pty) Ltd	<p>Senior Environmental Consultant</p> <p><u>Tasks include:</u></p> <ul style="list-style-type: none"> <li>• Play a lead role in environmental permitting, environmental authorisation applications, and compliance and advice and assurance.</li> <li>• Project management, execute draft, review and/or further develop and manage the delivery of environmental impact assessments (EIA) reports and EMPs in line with the requirements of NEMA and the EIA regulations.</li> <li>• Environmental Permitting (including WULA), environmental authorisation applications and associated stakeholder engagement and public participation.</li> <li>• Manage the delivery of specialist environmental consultants and their reporting, as may be required. Manage any third parties or sub-consultants to which functions have been outsourced.</li> <li>• Project-related GIS mapping.</li> <li>• New business development and the preparation of proposals.</li> </ul>
August 2017 – May 2022	LEAP: Landscape Architects and Environmental Planners (Imbrillinx CC)	<p>Environmental Assessment Practitioner</p> <p><u>Task included:</u></p> <ul style="list-style-type: none"> <li>• Compiling Scoping Reports, Integrated Wastewater</li> <li>• Management Plans, Water Use License Applications, General</li> <li>• Authorisations, Schedule 1 Borehole Registrations, Basic</li> <li>• Assessment Reports, Environmental Management Programmes,</li> <li>• Section 24G Applications and Appeals, conducting site inspections.</li> <li>• Compiling Water Quality Monitoring, compiling wetland rehabilitation and management reports.</li> <li>• Stakeholder Engagement.</li> <li>• Project Management</li> <li>• Act as a liaison officer for the company with State Departments.</li> </ul>
May 2015 – December 2016	LEAP: Landscape Architects and Environmental Planners (Imbrillinx CC)	<p><i>Environmental Control Officer</i></p> <p><u>Tasks Included</u></p> <ul style="list-style-type: none"> <li>• Formulated and implemented long-range plans for environmental programs.</li> </ul>

		<ul style="list-style-type: none"> <li>Performed inspections, groundwater sampling and soil sampling.</li> <li>Performed environmental site assessments and provided remediation recommendations.</li> <li>Inspected sites to ensure adherence to environmental regulations.</li> <li>Training of contractors of appropriate environmental practices.</li> <li>Attending site meetings with contractors.</li> <li>Liaison with state departments.</li> <li>Act as a public participation assistant as and when required.</li> </ul>
--	--	---

## PROJECT EXPERIENCE

### INFRASTRUCTURE DEVELOPMENT PROJECTS (PIPELINES, WATER RESOURCES AND INDUSTRIAL

#### Basic Assessment and Environmental Programmes

Project	Client Name	Role
Lombardy East Stream Flow Reduction Activities	Johannesburg Road Agency	Project Manager & EAP
The Whisken K54 Road development	Balwin Properties Limited on behalf of Gautrans	Public Participation Assistant

#### Part 1 Amendment

Project	Client Name	Role
Malibongwe Pipeline	Codevco	Project Manager & EAP

#### Water Use License Applications and Environmental Programmes

Project	Client Name	Role
Crowthorne Leogem Sewer Pipeline	Leogem Property Projects (Pty) Ltd on behalf of	Project Manager & EAP
Diepsloot Klevebank Sewer pipeline	Eris Property Group (Pty) Limited	Project Manager & EAP
Kyalami Heights X4 Sewer Pipeline	Church of Scientology	Project Manager & EAP
Lombardy East Stream Flow Reduction Activities	Johannesburg Road Agency	Project Manager & EAP

#### General Authorisation

Project	Client Name	Role
Alinta Extension 4 Stormwater Infrastructure	Balwin Properties	Project Manager & EAP
Celtisdal Stormwater Infrastructure	Cosmopolitan Projects (Tshwane) Pty Ltd	Project Manager and EAP
Erasmus Estate – Road Crossing	Erasmus Estate Trust	EAP
Olivedale Retirement Village Stormwater Infrastructure	Olivedale Retirement Village NPO	EAP
Gem Valley Mixed Use Development Stormwater Culvert	Central Developments (Pty) Ltd	Project Manager & EAP

#### Environmental Compliance

Project	Client Name	Role
Diepsloot Porcupine Park Avenue	Valumax Northern Farms (Pty) Ltd	ECO

### HOUSING AND URBAN PROJECTS

## Environmental Impact Assessments and Environmental Management Programmes (EMPr)

Project	Client Name	Role
Dersley Springs Mixed Used Development	Royal Albatross (Pty) Ltd	EAP
Green Valley Residential Development	Balwin Properties Limited	Project Manager & EAP
Irene Ridge Mixed Use Development	M&T Developments	EAP
Onderstepoort Extension 42 Mixed Use Development	Power Developments (Pty) Ltd	EAP
Reigerpark X10 Mixed Use Development	Living Africa (Pty) Ltd	EAP
Sammy Marks Mixed Use Development	Abland	EAP
Swaziland		

## Basic Assessments and Environmental Management Programmes

Project	Client Name	Role
Atteridgeville X47 Light Industrial Development	JT Group (Pty) Ltd	Project Manager
Erasmus Estate Mixed Use Development	Erasmus Estate Trust	EAP
Germiston Cemetery	Living Africa (Pty) Ltd	Project Manager & EAP
Homes Haven X24	Central Developments (Pty) Ltd	EAP
Leeuwfontein Shopping Centre	McCormick Property Group	Project Manager & EAP
Lewende Woord Bronkhorstspuit Church and Rehabilitation Centre	Lewende Woord Church and Rehabilitation Centre	EAP
Spes Magte	South African Special Forces	EAP
Waterfall Polofields	Balwin Properties	EAP
Willaway Residential Development	3V Projects	EAP
Waterkloof Marina Retirement Village	Central Development Projects	EAP

## Part 2 Amendments

Gem Valley Hauptfleisch	Gem Valley Hauptfleisch (Pty) Ltd	Project Manager & EAP
Greenlee Residential Develop	Balwin Properties Limited	EAP
Heidelberg X25 Mixed Use Development	Mantracare (Pty) Ltd	Project Manager & EAP
The Reid Montessorri School	Balwin Properties	EAP

## Part 1 Amendments

Apex X10 Industrial Development	Moolman Group	EAP
Amberfield X47	Central Developments (Pty) Ltd	Project Manager
Clayville X50 and X71 Mixed Use Development	Valumax Midrand (Pty) Ltd	Project Manager & EAP
Klerksoord Mixed Use Development	SafDev (Pty) Ltd	Project Manager & EAP
Mooikloof Mega City	Balwin Properties Limited	EAP
Riverside View X30 – X35	Valumax Northern Farms (Pty) Ltd	Project Manager & EAP

## GPEMF

Project	Client Name	Role
Krugerus X9 Residential Development	Moolman Group	Project Manager & EAP
Linbro Park Klulee Residential Development	Balwin Properties Limited	Project Manager & EAP
Theresa Park X66 & X67	Social Housing Regulatory Authority	Project Manager & EAP

## NEMA Query

Project	Client Name	Role
Kwa-Mhlanga Crossing	Top Spot (Pty) Ltd	Project Manager & EAP
Waterfall Polofields Show block	Balwin Properties Limited	EAP

**24G Rectification Application**

Project	Client Name	Role
Dekenah Street	Alrode CC	EAP
Mopane Grootvlei	RuaCon	Project Manager

**Water Use License Applications**

Project Name	Client Name	Role
Botesdal X15 Light Industrial Development	Open Energy (Pty) Ltd	Project Manager & EAP
Clayville X45 Mixed Use Development	Valumax Midrand (Pty) Ltd	Project Manager & EAP
Ermelo Shopping Centre	Moolman Group	Project Manager & EAP
Gem Valley Hauptfleisch Mixed Use Development	Gem Valley Hauptfließch (Pty) Ltd	Project Manager & EAP
Lewende Woord Bronkhorstspuit Church and Rehabilitation	Lewende Woord Bronkhorstspuit	Project Manager & EAP
Matsamo Mall Shopping Centre	Moolman Group	Project Manager & EAP
Miracle Meadow Water Bottling Facility	Mr Pieter du Randt Pretorius	Project Manager & EAP
Reigerpark Extension 10 and Comet X18 Mixed Use Development	Living Africa 2 (Pty) Ltd	Project Manager & EAP
Norton Park X8 Residential Development	SSI Group	Project Manager & EAP
Onderstepoort X42 Mixed Use Development	Power Developments (Pty) Ltd	Project Manager & EAP
The Whisken	Balwin Properties Limited	Project Manager & EAP
Zwartkop 187 Mixed Use Development	Moolman Group	Project Manager & EAP
Zuurfontein Ptn 221 Residential Development	M&T Developments	Project Manager & EAP

**General Authorisations**

Project	Client Name	Role
Thokoza Park Recreational Park	City of Ekurhuleni	Project Manager & EAP

**Schedule 1 Authorisations**

Project	Client Name	Role
Builders Warehouse Midrand	Massmart (Pty) Ltd	Project Manager
Greenlee Borehole Registration	Balwin Properties Limited	Project Manager & EAP
Willway Residential Development	3V projects (Pty) Ltd	Project Manager & EAP

**Environmental Auditing**

Project	Client Name	Role
Amberfield Estate	Central Developments (Pty) Ltd	Environmental Control Officer
Blue Hills Equestrian Estate	Century Property Development	Environmental Control Officer
Chuma Mall	Eris Property Group	Environmental Control Officer
Diepsloot Ptn 1 Mixed Use Development	Valumax Northern Farms (Pty) Ltd	Environmental Control Officer
Kyalami Hills	Balwin Properties Limited	Environmental Control Officer
Kyalami Ridge Mall	Kyalami Retail Africa	Environmental Control Officer
South Hills Mixed Use Estate	Calgro M3	Environmental Control Officer
Waterfall Estate	Century Property Developments	Environmental Control Officer

## CURRICULUM VITAE OF Matthew Ellero

### Comprehensive CV

**Profession :** Environmental Consultant

**Specialisation:** Environmental reporting, water use licensing and cartography (GIS),

**Work Experience:** 1 year

### VOCATIONAL EXPERIENCE

Matthew is an Environmental Consultant with 1 year of experience in the environmental field. He holds a MSc in Environmental Sciences from the University of the KwaZulu-Natal. He also holds a BSc Hons (cum laude) in Environmental Science and a BSc in Environmental Science.

Matthew's experience includes contributing to Environmental Authorisations (Basic Assessments and Scoping and Environmental Impact Assessments) and Water Use Authorisations. He therefore has a wide ranging experience with various legislation including the National Environmental Management Act (NEMA), National Heritage Resources Act (NHRA), National Environmental Management Waste Management Act (NEM:WA), National Environmental Management Biodiversity Act (NEM:BA), the Mineral and Petroleum Resources Development Act (MPRDA), National Environmental Management Air Quality Act (NEM:WA), and the National Water Act (NWA), having applied them for numerous small, medium and large-scale projects across various industries. Matthew also has experience in conducting specialist work and has contributed to noise impact assessments, air quality monitoring and air quality impact assessment, and biodiversity monitoring. He has contributed towards reporting for mine closure plans and costings.

## SKILLS BASE AND CORE COMPETENCIES

- Environmental management and environmental permitting
- Project management
- Public participation and stakeholder engagement
- Field work skills
- Adaptability and ability to handle pressure
- Organisational skills
- MS Office Package (Word, PowerPoint and Excel)
- Google Earth
- ArcGIS and remote sensing

## EDUCATION AND PROFESSIONAL STATUS

### Degrees:

- Masters of Science (MSc) in Environmental Science
- Bachelor of Science (BScHons) in Environmental Science
- Bachelor of Science in Environmental Science

## EMPLOYMENT

Date	Company	Roles and Responsibilities
2022 - Current:	Savannah Environmental (Pty) Ltd	<p><i>Environmental Consultant</i></p> <p><u>Tasks include:</u></p> <ul style="list-style-type: none"><li>• Undertake environmental screening assessments, environmental permitting and environmental authorisation applications.</li><li>• Undertake water use authorisation applications on the e-WULAA system.</li><li>• Efficient and quality report writing to execute and manage the delivery of environmental impact assessment (EIA) reports and Environmental Management Programmes in line with the requirements of the National Environmental Management Act and EIA Regulations.</li><li>• Liaison with relevant environmental authorities.</li><li>• Execution of the public participation process.</li><li>• Professional client liaison.</li><li>• Project management.</li><li>• Manage third parties or sub-consultants to which functions have been outsourced.</li><li>• Preparation of proposals and budgets</li></ul>



<b>Date</b>	<b>Company</b>	<b>Roles and Responsibilities</b>
<b>2019 - 2020:</b>	Golder Associates Africa (Pty) Ltd	<p><i>Junior Environmental Consultant</i></p> <p><u>Tasks included:</u></p> <ul style="list-style-type: none"> <li>• <i>Providing assistance on local environmental and social impact assessments.</i></li> <li>• <i>Contributing towards water use license applications.</i></li> <li>• <i>Undertaking rehabilitation and implementation strategies</i></li> <li>• <i>Conducting annual integrated water and waste management plan updates.</i></li> <li>• <i>Conducting annual air quality monitoring</i></li> <li>• <i>Conducting annual noise monitoring</i></li> <li>• <i>Preparing project proposal documents and budgets.</i></li> <li>• <i>Assisting in the compilation mine closure plans and costing.</i></li> <li>• <i>Undertaking field work and the installation of air quality monitoring and noise monitoring machines.</i></li> <li>• <i>Liaising with clients and regulatory authorities.</i></li> <li>• <i>Providing administrative support to project managers.</i></li> <li>• <i>Limited project management</i></li> </ul>

## **PROJECT EXPERIENCE**

<b>Project Name &amp; Location</b>	<b>Client Name</b>	<b>Role</b>
<i>Kathu substation dust fallout monitoring, Kathu</i>	<i>Eskom</i>	<i>Junior Environmental Consultant</i>
<i>Cartonville pipeline basic assessment, Cartonville</i>	<i>AngloGold Ashanti</i>	<i>Junior Environmental Consultant</i>
<i>Klipspruit discard dump expansion, Ogies</i>	<i>South32</i>	<i>Junior Environmental Consultant</i>
<i>Zibulo discard dump expansion, Ogies</i>	<i>Anglo American</i>	<i>Junior Environmental Consultant</i>
<i>Rehabilitation strategy and implementation plan, Thubatse</i>	<i>Thubatse Samancore Chrome</i>	<i>Junior Environmental Consultant</i>
<i>Rehabilitation strategy and implementation plan, Hendrina</i>	<i>Mbuyelo Coal</i>	<i>Junior Environmental Consultant</i>
<i>Noise monitoring report, Vanderbijlpark</i>	<i>Seriti</i>	<i>Junior Environmental Consultant</i>
<i>Mzimmkhulwana and Mzimkhulu biomonitoring, Port Shepstone</i>	<i>Idwala</i>	<i>Junior Environmental Consultant</i>
<i>Hartbeespoort dam biomonitoring, Hartebeestpoort</i>	<i>Water research council</i>	<i>Junior Environmental Consultant</i>
<i>Glencore mines water use license consolidation, various</i>	<i>Glencore</i>	<i>Junior Environmental Consultant.</i>

<i>Cullinan crack survey</i>	<i>Petra Diamonds</i>	Junior Environmental Consultant.
<i>Marikana and Karee desktop pre-feasibility screening study</i>	<i>Sibanye Stillwater</i>	Junior Environmental Consultant.
<i>Aberdeen Wind Energy Farm basic assessment</i>	<i>Acciona</i>	Junior Environmental Consultant.
<i>Castle wind energy farm split amendment</i>	<i>ACED</i>	Junior Environmental Consultant.
<i>Engie part 1 contact person and EA holder amendments</i>	<i>Engie</i>	Junior Environmental Consultant.



## CURRICULUM VITAE OF NICOLENE VENTER

<b>Profession :</b>	Public Participation and Social Consultant
<b>Specialisation:</b>	Public participation process; stakeholder engagement; facilitation (workshops, focus group and public meetings; public open days; steering committees); monitoring and evaluation of public participation and stakeholder engagement processes
<b>Work Experience:</b>	23 years' experience as a Public Participation Practitioner and Stakeholder Consultant

### VOCATIONAL EXPERIENCE

Over the past 23 years Nicolene established herself as an experienced and well recognised public participation practitioner, facilitator and strategic reviewer of public participation processes. She has experience in managing public participation and stakeholder engagement projects and awareness creation programmes. Her experience includes designing and managing countrywide public participation and stakeholder engagement projects and awareness creation projects, managing multi-project schedules, budgets and achieving project goals. She has successfully undertaken several public participation processes for EIA, BA and WULA projects. The EIA and BA process include linear projects such as the NMPP, Eskom Transmission and Distribution power lines as well as site specific developments such as renewable energy projects i.e. solar, photo voltaic and wind farms. She also successfully managed stakeholder engagement projects which were required to be in line with the Equator Principles, locally and in neighbouring countries.

### SKILLS BASE AND CORE COMPETENCIES

- Project Management
- Public Participation, Stakeholder Engagement and Awareness Creation
- Public Speaking and Presentation Skills
- Facilitation (workshops, focus group meetings, public meetings, public open days, working groups and committees)
- Social Assessments (Stakeholder Analysis / Stakeholder Mapping)
- Monitoring and Evaluation of Public Participation and Stakeholder Engagement Processes
- Community Liaison
- IFC Performance Standards
- Equator Principles
- Minute taking, issues mapping, report writing and quality control

## EDUCATION AND PROFESSIONAL STATUS

### Degrees / Diplomas / Certificates:

- Higher Secretarial Certificate, Pretoria Technicon (1970)

### Short Courses:

- Techniques for Effective Public Participation, International Association for Public Participation, IAP2 (2008)
- Foundations of Public Participation (Planning and Communication for Effective Public Participation), IAP2 (2009)
- Certificate in Public Participation – IAP2SA Modules 1, 2 and 3 (2013)

Certificate in Public Relations, Public Relation Institute of South Africa, Damelin Management School (1989)

### Professional Society Affiliations:

- Member of International Association for Public Participation (IAP2): Southern Africa

## EMPLOYMENT

Date	Company	Roles and Responsibilities
November 2018 – current	Savannah Environmental (Pty) Ltd	<p>Public Participation and Social Consultant</p> <p><i>Tasks include:</i></p> <p><i>Tasks include: Drafting of a Public Participation Plan with key deliverable dates and methodology to be followed, Background Information Document, Letters to Stakeholders and Interested and/or Affected Parties (I&amp;APs) inclusive of key project deliverables and responses to questions / concerns raised; Stakeholder identification; facilitating stakeholder workshops, focus group and public meetings; conduct one-on-one consultation with Community Leaders, Tribal Chiefs, affected landowners, etc.</i></p> <p><i>Managing interaction between Stakeholders and Team Members, liaising with National, Provincial and Local Authorities, managing community consultation and communications in project affected areas, attend to the level of technical information communicated to and consultation with all level of stakeholders involved.</i></p>

Date	Company	Roles and Responsibilities
2016 – October 2018	Imaginative Africa (Pty) Ltd <i>(Director of Imaginative Africa)</i>	Independent Consultant  Consulting to various Environmental Assessment Practitioners for Public Participation and Stakeholder Engagements:  <u>Tasks include:</u>  Tasks include: Drafting of a Public Participation Plan with key deliverable dates and methodology to be followed, Background Information Document, Letters to Stakeholders and Interested and/or Affected Parties (I&APs) inclusive of key project deliverables and responses to questions / concerns raised; Stakeholder identification; facilitating stakeholder workshops, focus group and public meetings; conduct one-on-one consultation with Community Leaders, Tribal Chiefs, affected landowners, etc.  Managing interaction between Stakeholders and Team Members, liaising with National, Provincial and Local Authorities, managing community consultation and communications in project affected areas, attend to the level of technical information communicated to and consultation with all level of stakeholders involved  <u>Clients:</u>  SiVEST Environmental Savannah Environmental Baagi Environmental Royal Haskoning DHV (previously SSI)
2013 - 2016	Zitholele Consulting  Contact person: Dr Mathys Vosloo  Contact number: 011 207 2060	Senior Public Participation Practitioner and Project Manager  <u>Tasks included:</u>  Project managed public participation process for EIA/BA/WULA/EAL projects. Manages two Public Participation Administrators. Public Participation tasks as outlined as above and including financial management of public participation processes.
2011 - 2013	Imaginative Africa (Pty) Ltd  <i>(company owned by Nicolene Venter)</i>	Independent Consultant  Consulting to various Environmental Assessment Practitioners for Public Participation and Stakeholder Engagements  <u>Tasks included:</u>  Drafting of a Public Participation Plan with key deliverable dates and methodology to be followed, Background Information Document,

		<p>Letters to Stakeholders and Interested and/or Affected Parties (I&amp;APs) inclusive of key project deliverables and responses to questions / concerns raised; Stakeholder identification; facilitating stakeholder workshops, focus group and public meetings; conduct one-on-one consultation with Community Leaders, Tribal Chiefs, affected landowners, etc.</p> <p>Managing interaction between Stakeholders and Team Members, liaising with National, Provincial and Local Authorities, managing community consultation and communications in project affected areas, attend to the level of technical information communicated to and consultation with all level of stakeholders involved</p> <p><u>Clients:</u>  Bohlweki Environmental  Bembani Sustainability (Pty) Ltd  Naledzi Environmental</p>
<b>2007 – 2011</b>	SiVEST SA (Pty) Ltd  Contact person: Andrea Gibb  Contact number: 011 798 0600	Unit Manager: Public Participation Practitioner  <u>Tasks included:</u>  Project managed public participation process for EIA/BA projects. Manages two Junior Public Participation Practitioners. Public Participation tasks as outlined as above and including financial management of public participation processes.
<b>2005 – 2006</b>	Imaginative Africa (Pty) Ltd  (company owned by Nicolene Venter)	Independent Consultant  Public Participation and Stakeholder Engagement Practitioner  <u>Tasks included:</u>  Drafting of a Public Participation Plan with key deliverable dates and methodology to be followed, Background Information Document, Letters to Stakeholders and Interested and/or Affected Parties (I&APs) inclusive of key project deliverables and responses to questions / concerns raised; Stakeholder identification; facilitating stakeholder workshops, focus group and public meetings; conduct one-on-one consultation with Community Leaders, Tribal Chiefs, affected landowners, etc.  Managing interaction between Stakeholders and Team Members, liaising with National, Provincial and Local Authorities, managing community consultation and communications in project affected areas, attend to the level of technical

		<p>information communicated to and consultation with all level of stakeholders involved.</p> <p><u>Clients:</u></p> <p>Manyaka-Greyling-Meiring (previously Greyling Liaison and currently Golder Associates)</p>
<p><b>1997 - 2004</b></p>	<p>Imaginative Africa (Pty) Ltd (company owned by Nicolene Venter)</p>	<p>Independent Consultant: Public Participation Practitioner.</p> <p><u>Tasks included:</u></p> <p>Drafting of a Public Participation Plan with key deliverable dates and methodology to be followed, Background Information Document, Letters to Stakeholders and Interested and/or Affected Parties (I&amp;APs) inclusive of key project deliverables and responses to questions / concerns raised; Stakeholder identification; facilitating stakeholder workshops, focus group and public meetings; conduct one-on-one consultation with Community Leaders, affected landowners, etc.</p> <p>Managing interaction between Stakeholders and Team Members, liaising with National, Provincial Local Authorities, managing community consultation and communications in project affected areas, attend to the level of technical information communicated to and consultation with all level of stakeholders involved.</p> <p><u>Clients:</u></p> <p>Greyling Liaison (currently Golder Associates); Bemani Sustainability (Pty) Ltd; Lidwala Environmental; Naledzi Environmental</p>

## PROJECT EXPERIENCE

### RENEWABLE POWER GENERATION PROJECTS

#### PHOTOVOLTAIC SOLAR ENERGY FACILITIES

##### **Environmental Impact Assessments and Environmental Management Programmes**

<b>Project Name &amp; Location</b>	<b>Client Name</b>	<b>Role</b>
Lichtenburg PVs (3 PVs) & Power Lines (grid connection), Lichtenburg, North West Province	Atlantic Energy Partners EAP: Savannah Environmental	Project Manage the Public Participation Process Facilitate all meetings Consultation with Government Officials, Key Stakeholders, Landowners & Community Leaders
Allepad PVs 4 PVs) & Power Lines (grid connection), Upington, Northern Cape Province	IL Energy EAP: Savannah Environmental	
Hyperion Solar PV Developments (4 PVs) and Associated Infrastructures, Kathu, Northern Cape Province	Building Energy EAP: Savannah Environmental	
Aggeneys Solar PV Developments (2 PVs) and Associated Infrastructures, Aggeneys, Northern Cape Province	Atlantic Energy Partners and ABO Wind EAP: Savannah Environmental	
Upilanga Solar Park, Northern Cape (350MW CSP Tower)	Emvelo Capital Projects (Pty) Ltd	
Khunab Solar Development, consisting of Klip Punt PV1, McTaggarts PV1, McTaggarts PV2, McTaggarts PV3 and the Khunab solar Grid Connection near Upington, Northern Cape Province	Atlantic Energy Partners and Abengoa	
Sirius Solar PV3 and PV4, near Upington, Northern Cape Province	Solal	
Geelster PV 1 and PV2 solar energy facilities, near Aggeneys, Northern Cape	ABO Wind	
Naledi PV and Ngwedi PV solar energy facilities, near Upington, Northern Cape	Atlantic Energy Partners and Abengoa	
Kotulo Tsatsi PV1, Kotulo Tsatsi PV3 and Kotulo Tsatsi PV4 solar energy facilities, near Kenhardt, Northern Cape	Kotulo Tsatsi Energy	
Thlitseng PV, including Substations & Power Lines, Lichtenburg, North West Province	BioTherm Energy EAP: SiVEST	Public Participation, Landowner and Community Consultation
Sendawo PVs, including Substations & Power Lines, Vryburg, North West Province		
Helena Solar 1, 2 and 3 PVs, Copperton, Northern Cape Province		
Farm Spes Bona 23552 Solar PV Plants, Bloemfontein, Free State Province	Surya Power EAP: SiVEST	Public Participation, Landowner and Community Consultation
De Aar Solar Energy Facility, De Aar, Northern Cape Province	South Africa Mainstream Renewable Power Developments EAP: SiVEST	Public Participation, Landowner and Community Consultation
Droogfontein Solar Energy Facility, Kimberley, Northern Cape Province		
Kaalspruit Solar Energy Facility, Loeriesfontein, Northern Cape Province		



Platsjambok East PV, Prieska, Northern Cape Province		
Renosterburg PV, De Aar, Northern Cape Province	Renosterberg Wind Energy Company EAP: SIVEST	Public Participation, Landowner and Community Consultation
19MW Solar Power Plant on Farm 198 (Slypklip), Danielskuil, Northern Cape Province	Solar Reserve South Africa EAP: SIVEST	Public Participation, Landowner and Community Consultation

### Basic Assessments and Environmental Management Programmes

Project Name & Location	Client Name	Role
Upilanga Solar Park, Northern Cape (x6 100MW PV's and x3 350MW PV Basic Assessments)	Emvelo Capital Projects (Pty) Ltd	Project Manage the Public Participation Process Facilitate all meetings Consultation with Government Officials, Key Stakeholders, Landowners & Community Leaders
Sirius Solar PV Solar Energy Facility, Upington, Northern Cape Province	SOLA Future Energy	
Khunab Solar Development, consisting of Klip Punt PV1, McTaggart PV1, McTaggart PV2, McTaggart PV3 and the Khunab solar Grid Connection near Upington, Northern Cape Province	Atlantic Energy Partners and Abengoa	

### WIND ENERGY FACILITIES

#### Environmental Impact Assessments and Environmental Management Programmes

Project Name & Location	Client Name	Role
Aletta Wind Farm, Copperton, Northern Cape Province	BioTherm Energy EAP: SIVEST	Public Participation
Eureka Wind Farm, Copperton, Northern Cape Province		
Loeriesfontein Wind Farm, Loeriesfontein, Northern Cape Province	South Africa Mainstream Renewable Power Developments EAP: SIVEST	Public Participation
Droogfontein Wind Farm, Loeriesfontein, Northern Cape Province		
Four Leeuwberg Wind Farms, Loeriesfontein, Northern Cape Province		
Noupoort Wind Farm, Noupoort, Northern Cape Province		
Mierdam PV & Wind Farm, Prieska, Northern Cape Province		
Platsjambok West Wind Farm & PV, Prieska, Northern Cape Province		

### Basic Assessments and Environmental Management Programmes

Project Name & Location	Client Name	Role
Cluster of Renewable Energy Developments, Eastern Cape Province	Wind Relic	

Nama Wind Energy Facility, Northern Cape Province	Genesis ECO EAP: Savannah Environmental	Project Manage the Public Participation Process Facilitate all meetings Consultation with Government Officials, Key Stakeholders, Landowners & Community Leaders
Zonnequa Wind Energy Facility, Northern Cape Province		

## **CONCENTRATED SOLAR FACILITIES (CSP)**

### **Environmental Impact Assessments and Environmental Management Programmes**

<b>Project Name &amp; Location</b>	<b>Client Name</b>	<b>Role</b>
Upington Concentrating Solar Plant and associated Infrastructures, Northern Cape Province	Eskom Holdings EAP: Bohlweki Environmental	Project Manage the Public Participation Process Facilitate all meetings Consultation with Government Officials, Key Stakeholders, Landowners & Community Leaders

## **CONVENTIONAL POWER GENERATION PROJECTS (GAS)**

### **Environmental Impact Assessments and Environmental Management Programmes**

<b>Project Name &amp; Location</b>	<b>Client Name</b>	<b>Role</b>
450MW gas to power project and associated 132kV power line, Richards bay, KwaZulu-Natal	Phinda Power Producers	Project Manage the Public Participation Process Facilitate all meetings Consultation with Government Officials, Key Stakeholders & Landowners
4000MW gas to power project and associated 400kV power lines, Richards bay, KwaZulu-Natal	Phinda Power Producers	
Richards Bay Gas to Power Combined Cycle Power Station, KwaZulu-Natal	Eskom Holdings SoC Limited	

## **GRID INFRASTRUCTURE PROJECTS**

### **Environmental Impact Assessments and Environmental Management Programmes**

<b>Project Name &amp; Location</b>	<b>Client Name</b>	<b>Role</b>
132/11kV Olifantshoek Substation and Power Line, Northern Cape	Eskom	Project Manage the Public Participation Process Facilitate all meetings Consultation with Government Officials, Key Stakeholders, Landowners & Community Leaders
Grid connection infrastructure for the Namas Wind Farm, Northern Cape Province	Genesis Namas Wind (Pty) Ltd	
Grid connection infrastructure for the Zonnequa Wind Farm, Northern Cape Province	Genesis Zonnequa Wind (Pty) Ltd	
Khunab Solar Grid Connection, near Upington, Northern Cape Province	Atlantic Energy Partners and Abengoa	
Pluto-Mahikeng Main Transmission Substation and 400kV Power Line (Carletonville to Mahikeng), Gauteng and North West Provinces	Eskom Holdings EAP: Baagi Environmental	
Thyspunt Transmission Lines Integration Project, Eastern Cape Province	Eskom Holdings EAP: SIVEST	
Westrand Strengthening Project, Gauteng Province		Public Participation,

Mookodi Integration Project, North-West Province		
Transnet Coallink, Mpumalanga and KwaZulu-Natal Provinces		
Delarey-Kopela-Phahameng Distribution power line and newly proposed Substations, North-West Province		Public Participation, Landowner and Community Consultation
Invubu-Theta 400kV Eskom Transmission Power Line, KwaZulu-Natal Province	Eskom Holding EAP: Bemani Environmental	
Melkhout-Kudu-Grassridge 132kV Power Line Project (project not submitted to DEA), Eastern Cape Province	Eskom Holdings EAP: SIVEST	Public Participation, Landowner and Community Consultation
Tweespruit-Welroux-Driedorp-Wepener 132Kv Power Line, Free State Province		
Kuruman 132Kv Power Line Upgrade, Northern Cape Province	Eskom Holdings EAP: Zitholele	
Vaalbank 132Kv Power Line, Free State Province		
Pongola-Candover-Golela 132kV Power Line (Impact Phase), KwaZulu-Natal Province		

## **PART 2 AMENDMENTS**

<b>Project Name &amp; Location</b>	<b>Client Name</b>	<b>Role</b>
Transalloys Coal-Fired Power Station near Emalahleni, Mpumalanga Province	Transalloys (Pty) Ltd	Project Manage the Public Participation Process
Zen Wind Energy Facility, Western Cape	Energy Team (Pty) Ltd	
Hartebeest Wind Energy Facility, Western Cape	juwi Renewable Energies (Pty) Ltd	
Khai-Ma and Korana Wind Energy Facilities	Mainstream Renewable Power (Pty) Ltd	

## **FACILITATION**

<b>Project Name &amp; Location</b>	<b>Client Name</b>	<b>Meeting Type</b>
Bloemfontein Strengthening Project, Free State Province	Eskom Holdings EAP: Baagi Environmental	Public Meetings
Moodraai-Smitkloof 132kV Power Line and Substation, Northern Cape Province	Eskom Holdings EAP: SSI	Focus Group Meetings
Aggeneis-Oranjemond 400kV Eskom Transmission Power Line, Northern Cape Province	Eskom Holdings EAP: Savannah Environmental	Focus Group Meetings & Public Meetings
Ariadne-Eros 400kV/132kV Multi-Circuit Transmission Power Line (Public Meetings)	Eskom Holdings EAP: ACER Africa	Public Meetings
Majuba-Venus 765kV Transmission Power Lines, Mpumalanga Province		
Thabametsi IPP Power Station, Limpopo Province	Thabametsi Power Company EAP: Savannah Environmental	Focus Group Meeting & Public Meeting
Aggeneis-Oranjemond Transmission Line & Substation Upgrade, Northern Cape	Eskom Transmission	Focus Group Meetings & Public Meetings

## **SCREENING STUDIES**

<b>Project Name &amp; Location</b>	<b>Client Name</b>	<b>Role</b>
Potential Power Line Alternatives from Humansdorp to Port Elizabeth, Eastern Cape Province	Nelson Mandela Bay Municipality EAP: SiVEST	Social Assessment

## **ASH DISPOSAL FACILITIES**

### **Environmental Impact Assessments and Environmental Management Programmes**

<b>Project Name &amp; Location</b>	<b>Client Name</b>	<b>Role</b>
Medupi Flue Gas Desulphurisation Project (up to completion of Scoping Phase), Limpopo Province	Eskom Holdings SOC Ltd EAP: Zitholele Consulting	Public Participation, Landowner and Community Consultation
Kendal 30-year Ash Disposal Facility, Mpumalanga Province		
Kusile 60-year Ash Disposal Facility, Mpumalanga Province		
Camden Power Station Ash Disposal Facility, Mpumalanga Province		
Tutuka Fabric Filter Retrofit and Dust Handling Plant Projects, Mpumalanga Province	Eskom Holdings SOC Ltd EAP: Lidwala Environmental	
Eskom's Majuba and Tutuka Ash Dump Expansion, Mpumalanga Province		
Hendrina Ash Dam Expansion, Mpumalanga Province		

## **INFRASTRUCTURE DEVELOPMENT PROJECTS (BRIDGES, PIPELINES, ROADS, WATER RESOURCES, STORAGE, ETC)**

### **Basic Assessments**

<b>Project Name &amp; Location</b>	<b>Client Name</b>	<b>Role</b>
Expansion of LOX and Diesel Storage at the Air Products Facility in Coega, Eastern Cape	Air Products South Africa (Pty) Ltd	Project Manage the Public Participation Process Facilitate all meetings Consultation with Government Officials, Key Stakeholders & Landowners
Transnet's New Multi-Products Pipeline traversing Kwa-Zulu Natal, Free State and Gauteng Provinces	Transnet EAP: Bohlweki Environmental	
Realignment of the Bulshoek Dam Weir near Klawer and the Doring River Weir near Clanwilliam, Western Cape Province	Dept of Water and Sanitation EAP: Zitholele	Public Participation

## **STAKEHOLDER ENGAGEMENT**

<b>Project Name &amp; Location</b>	<b>Client Name</b>	<b>Role</b>
Socio-Economic Impact Study for the shutdown and repurposing of Eskom Power Stations: Komati Power Station, Hendrina Power Station & Grootvlei Power Station	Urban-Econ	Project Management for the stakeholder engagement with Community

		Representatives in the primary data capture area
First State of Waste Report for South Africa	Golder Associates on behalf of the Department of Environmental Affairs	Secretarial Services
Determination, Review and Implementation of the Reserve in the Olifants/Letaba System	Golder Associates on behalf of the Department of Water and Sanitation	
Orange River Bulk Water Supply System		
Levuvu-Letaba Resources Quality Objectives		

## **FACILITATION**

<b>Project Name &amp; Location</b>	<b>Client Name</b>	<b>Meeting Type</b>
Determination, Review and Implementation of the Reserve in the Olifants/Letaba System	Department of Water and Sanitation	Secretarial Services
Orange River Bulk Water Supply System	Golder Associates	Secretarial Services
Levuvu-Letaba Resources Quality Objectives		Secretarial Services
SmancorCR Chemical Plant (Public Meeting), Gauteng Province	Samancor Chrome (Pty) Ltd EAP: Environmental Science Associates	Public Meeting
SANRAL N4 Toll Highway Project (2 <sup>nd</sup> Phase), Gauteng & North West Provinces	Department of Transport EAP: Bohlweki Environmental	Public Meetings

## **MINING SECTOR**

### **Environmental Impact Assessment and Environmental Management Programme**

<b>Project Name &amp; Location</b>	<b>Client Name</b>	<b>Role</b>
Zero Waste Recovery Plant at highveld Steel, Mpumalanga Province	Anglo African Metals EAP: Savannah Environmental	Public Participation
Koffiefontein Slimes Dam, Free State Province	Petra Diamond Mines EAP: Zitholele	Public Participation
Baobab Project: Ethenol Plant, Chimbanje, Middle Sabie, Zimbabwe	Applicant: Green Fuel EAP: SIVEST	Public Participation & Community Consultation
BHP Billiton Energy Coal SA's Middelburg Water Treatment Plant, Mpumalanga	BHP Billiton Group EAP: Jones & Wagener	Public Participation

## **ENVIRONMENTAL AUTHORISATION AMENDMENTS**

<b>Project Name &amp; Location</b>	<b>Client Name</b>	<b>Role</b>
Transalloys Coal-Fired Power Station near Emalahleni, Mpumalanga Province	Transalloys (Pty) Ltd	Public Participation
Zen Wind Energy Facility, Western Cape	Energy Team (Pty) Ltd	
Hartebeest Wind Energy Facility, Western Cape	juwi Renewable Energies (Pty) Ltd	
Khai-Ma and Korana Wind Energy Facilities	Mainstream Renewable Power (Pty) Ltd	
Beaufort West 280MW Wind Farm into two 140MW Trakas and Beaufort West Wind Farms, Western Cape	South Africa Mainstream Renewable Power Developments EAP: SIVEST	

## **SECTION 54 AUDITS**

<b>Project Name &amp; Location</b>	<b>Client Name</b>	<b>Role</b>
Mulilo 20MW PV Facility, Prieska, Northern Cape	Mulilo (Pty) Ltd	Public Participation: I&AP Notification process
Mulilo 10MW PV Facility, De Aar, Northern Cape	Mulilo (Pty) Ltd	
Karoshhoek CSP 1 Facility/ Solar One, Upington, Northern Cape	Karoshhoek Solar One (Pty) Ltd	

## APPENDIX 3: DFFE SCREENING TOOL REPORT

**SCREENING REPORT FOR AN ENVIRONMENTAL AUTHORIZATION AS  
REQUIRED BY THE 2014 EIA REGULATIONS – PROPOSED SITE  
ENVIRONMENTAL SENSITIVITY**

**EIA Reference number:** N/A

**Project name:** Aberdeen Wind Facility 1

**Project title:** Aberdeen WEF 1

**Date screening report generated:** 24/11/2022 15:16:39

**Applicant:** Aberdeen Wind Facility 1 (Pty) Ltd

**Compiler:** N/A

**Compiler signature:**  
.....

**Application Category:** Utilities Infrastructure | Electricity | Generation | Renewable | Wind



# Table of Contents

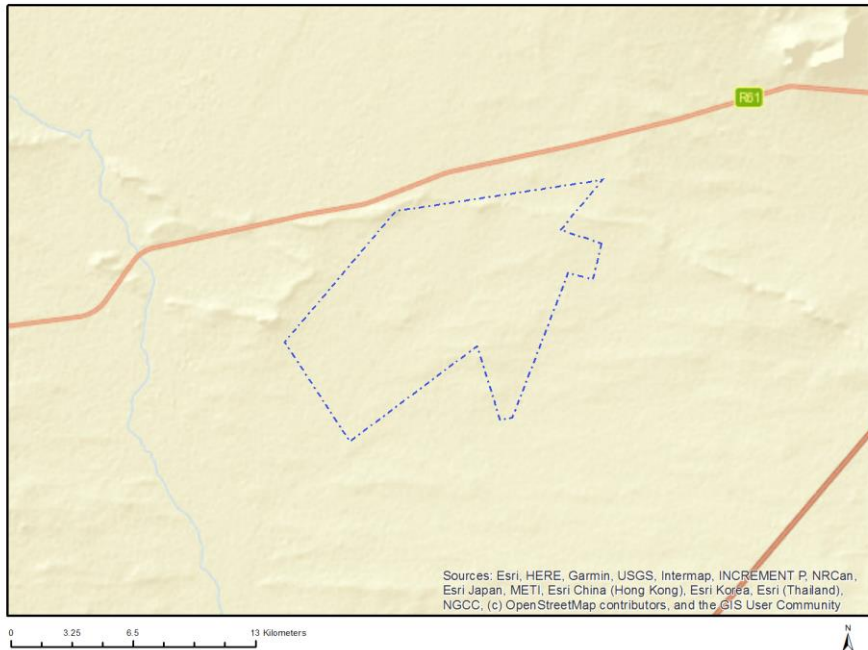
- Proposed Project Location ..... 3
  - Orientation map 1: General location ..... 3
- Map of proposed site and relevant area(s) ..... 4
  - Cadastral details of the proposed site ..... 4
  - Wind and Solar developments with an approved Environmental Authorisation or applications under consideration within 30 km of the proposed area ..... 5
  - Environmental Management Frameworks relevant to the application ..... 5
- Environmental screening results and assessment outcomes ..... 5
  - Relevant development incentives, restrictions, exclusions or prohibitions ..... 5
- Map indicating proposed development footprint within applicable development incentive, restriction, exclusion or prohibition zones ..... 6
  - Proposed Development Area Environmental Sensitivity ..... 6
  - Specialist assessments identified ..... 7
- Results of the environmental sensitivity of the proposed area ..... 9
  - MAP OF RELATIVE AGRICULTURE THEME SENSITIVITY ..... 9
  - MAP OF RELATIVE ANIMAL SPECIES THEME SENSITIVITY ..... 10
  - MAP OF RELATIVE AQUATIC BIODIVERSITY THEME SENSITIVITY ..... 11
  - MAP OF RELATIVE ARCHAEOLOGICAL AND CULTURAL HERITAGE THEME SENSITIVITY ..... 12
  - MAP OF RELATIVE AVIAN (WIND) THEME SENSITIVITY ..... 13
  - MAP OF RELATIVE BATS (WIND) THEME SENSITIVITY ..... 14
  - MAP OF RELATIVE CIVIL AVIATION (WIND) THEME SENSITIVITY ..... 15
  - MAP OF RELATIVE DEFENCE (WIND) THEME SENSITIVITY ..... 16
  - MAP OF RELATIVE FLICKER THEME SENSITIVITY ..... 17
  - MAP OF RELATIVE LANDSCAPE (WIND) THEME SENSITIVITY ..... 18
  - MAP OF RELATIVE PALEONTOLOGY THEME SENSITIVITY ..... 19
  - MAP OF RELATIVE NOISE THEME SENSITIVITY ..... 20
  - MAP OF RELATIVE PLANT SPECIES THEME SENSITIVITY ..... 21
  - MAP OF RELATIVE RFI (WIND) THEME SENSITIVITY ..... 22
  - MAP OF RELATIVE TERRESTRIAL BIODIVERSITY THEME SENSITIVITY ..... 23

# Proposed Project Location

## Orientation map 1: General location



## Map of proposed site and relevant area(s)



## Cadastral details of the proposed site

Property details:

No	Farm Name	Farm/ Erf No	Portion	Latitude	Longitude	Property Type
1	KRAANVOGEL KUIL	155	0	32°35'24.82S	23°47'30.42E	Farm
2	KOPPIES KRAAL	157	0	32°33'27.93S	23°40'31.15E	Farm
3	SAMBOKDOORNS	92	0	32°28'5.23S	23°44'41.22E	Farm
4	DOORN POORT	93	0	32°31'51.29S	23°45'32.14E	Farm
5	SAMBOKDOORNS	92	4	32°29'57.64S	23°42'58.96E	Farm Portion
6	KRAANVOGEL KUIL	155	0	32°35'24.82S	23°47'30.42E	Farm Portion
7	DOORN POORT	93	1	32°32'13.36S	23°47'0.41E	Farm Portion
8	KOPPIES KRAAL	157	0	32°33'27.93S	23°40'31.15E	Farm Portion
9	DOORN POORT	93	0	32°31'30.95S	23°44'10.73E	Farm Portion

Development footprint<sup>1</sup> vertices:  
No development footprint(s) specified.

<sup>1</sup> “development footprint”, means the area within the site on which the development will take place and includes all ancillary developments for example roads, power lines, boundary walls, paving etc. which require vegetation clearance or which will be disturbed and for which the application has been submitted.

## Wind and Solar developments with an approved Environmental Authorisation or applications under consideration within 30 km of the proposed area

No nearby wind or solar developments found.

## Environmental Management Frameworks relevant to the application

No intersections with EMF areas found.

## Environmental screening results and assessment outcomes

The following sections contain a summary of any development incentives, restrictions, exclusions or prohibitions that apply to the proposed development site as well as the most environmental sensitive features on the site based on the site sensitivity screening results for the application classification that was selected. The application classification selected for this report is: **Utilities Infrastructure | Electricity | Generation | Renewable | Wind.**

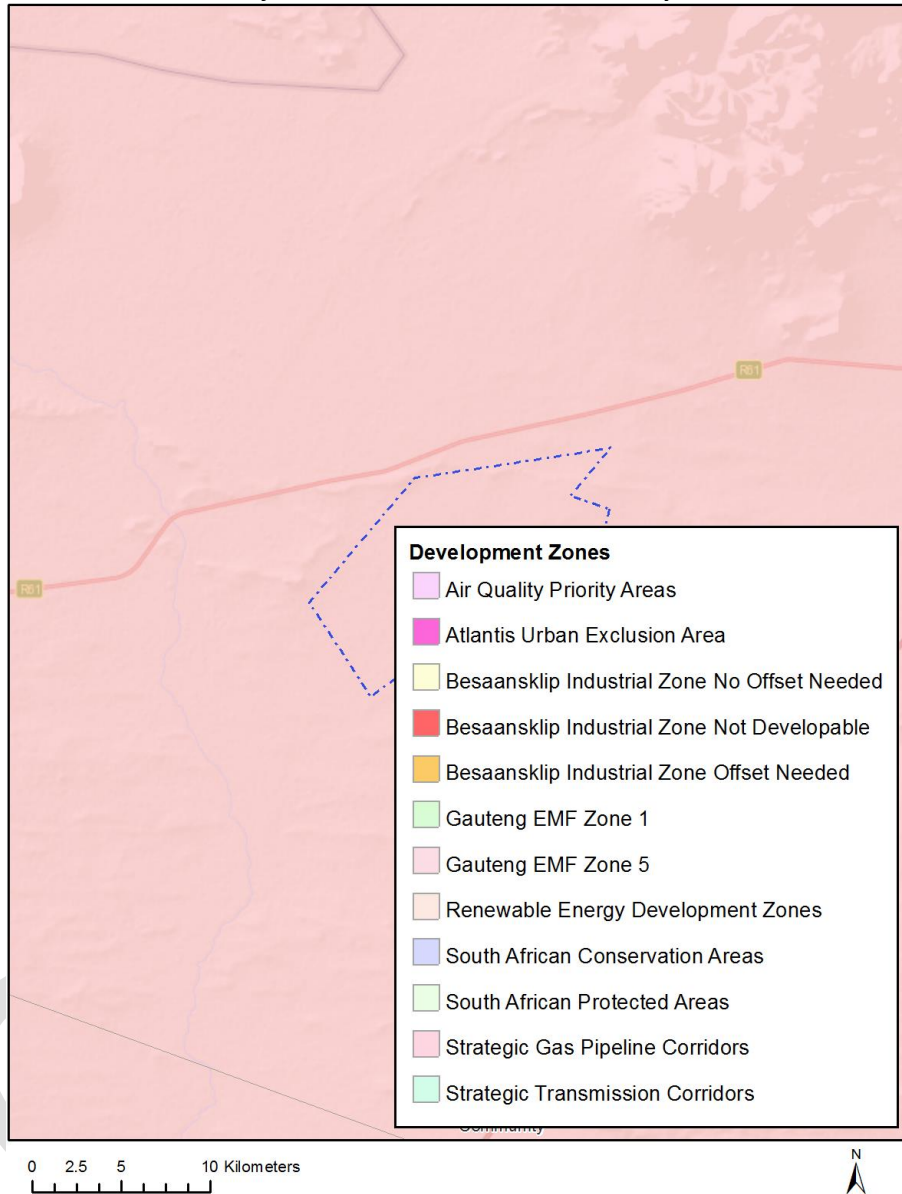
### Relevant development incentives, restrictions, exclusions or prohibitions

The following development incentives, restrictions, exclusions or prohibitions and their implications that apply to this site are indicated below.

Incentive, restriction or prohibition	Implication
Strategic Transmission Corridor- Eastern Corridor	<a href="https://screening.environment.gov.za/ScreeningDownloads/DevelopmentZones/Combined_EGI.pdf">https://screening.environment.gov.za/ScreeningDownloads/DevelopmentZones/Combined_EGI.pdf</a>
Renewable energy development zones 11- Beaufort West	<a href="https://screening.environment.gov.za/ScreeningDownloads/DevelopmentZones/Combined_REDZ.pdf">https://screening.environment.gov.za/ScreeningDownloads/DevelopmentZones/Combined_REDZ.pdf</a>
Strategic Gas Pipeline Corridors- Phase 9: Inland Corridor from Saldanha to Coega	<a href="https://screening.environment.gov.za/ScreeningDownloads/DevelopmentZones/Combined_GAS.pdf">https://screening.environment.gov.za/ScreeningDownloads/DevelopmentZones/Combined_GAS.pdf</a>

Map indicating proposed development footprint within applicable development incentive, restriction, exclusion or prohibition zones

**Project Location: Aberdeen Wind Facility 1**



### Proposed Development Area Environmental Sensitivity

The following summary of the development site environmental sensitivities is identified. Only the highest environmental sensitivity is indicated. The footprint environmental sensitivities for the proposed development footprint as identified, are indicative only and must be verified on site by a suitably qualified person before the specialist assessments identified below can be confirmed.

Theme	Very High sensitivity	High sensitivity	Medium sensitivity	Low sensitivity
Agriculture Theme		X		
Animal Species Theme		X		

Aquatic Biodiversity Theme	X			
Archaeological and Cultural Heritage Theme		X		
Avian (Wind) Theme				X
Bats (Wind) Theme		X		
Civil Aviation (Wind) Theme				X
Defence (Wind) Theme				X
Flicker Theme	X			
Landscape (Wind) Theme	X			
Paleontology Theme	X			
Noise Theme	X			
Plant Species Theme			X	
RFI (Wind) Theme		X		
Terrestrial Biodiversity Theme	X			

### Specialist assessments identified

Based on the selected classification, and the environmental sensitivities of the proposed development footprint, the following list of specialist assessments have been identified for inclusion in the assessment report. It is the responsibility of the EAP to confirm this list and to motivate in the assessment report, the reason for not including any of the identified specialist study including the provision of photographic evidence of the site situation.

<b>N o</b>	<b>Specialist assessment</b>	<b>Assessment Protocol</b>
1	Agricultural Impact Assessment	<a href="https://screening.environment.gov.za/ScreeningDownloads/AssessmentProtocols/Gazetted_WindAndSolar_Agriculture_Assessment_Protocols.pdf">https://screening.environment.gov.za/ScreeningDownloads/AssessmentProtocols/Gazetted_WindAndSolar_Agriculture_Assessment_Protocols.pdf</a>
2	Landscape/Visual Impact Assessment	<a href="https://screening.environment.gov.za/ScreeningDownloads/AssessmentProtocols/Gazetted_General_Requirement_Assessment_Protocols.pdf">https://screening.environment.gov.za/ScreeningDownloads/AssessmentProtocols/Gazetted_General_Requirement_Assessment_Protocols.pdf</a>
3	Archaeological and Cultural Heritage Impact Assessment	<a href="https://screening.environment.gov.za/ScreeningDownloads/AssessmentProtocols/Gazetted_General_Requirement_Assessment_Protocols.pdf">https://screening.environment.gov.za/ScreeningDownloads/AssessmentProtocols/Gazetted_General_Requirement_Assessment_Protocols.pdf</a>
4	Palaeontology Impact Assessment	<a href="https://screening.environment.gov.za/ScreeningDownloads/AssessmentProtocols/Gazetted_General_Requirement_Assessment_Protocols.pdf">https://screening.environment.gov.za/ScreeningDownloads/AssessmentProtocols/Gazetted_General_Requirement_Assessment_Protocols.pdf</a>
5	Terrestrial Biodiversity Impact Assessment	<a href="https://screening.environment.gov.za/ScreeningDownloads/AssessmentProtocols/Gazetted_Terrestrial_Biodiversity_Assessment_Protocols.pdf">https://screening.environment.gov.za/ScreeningDownloads/AssessmentProtocols/Gazetted_Terrestrial_Biodiversity_Assessment_Protocols.pdf</a>

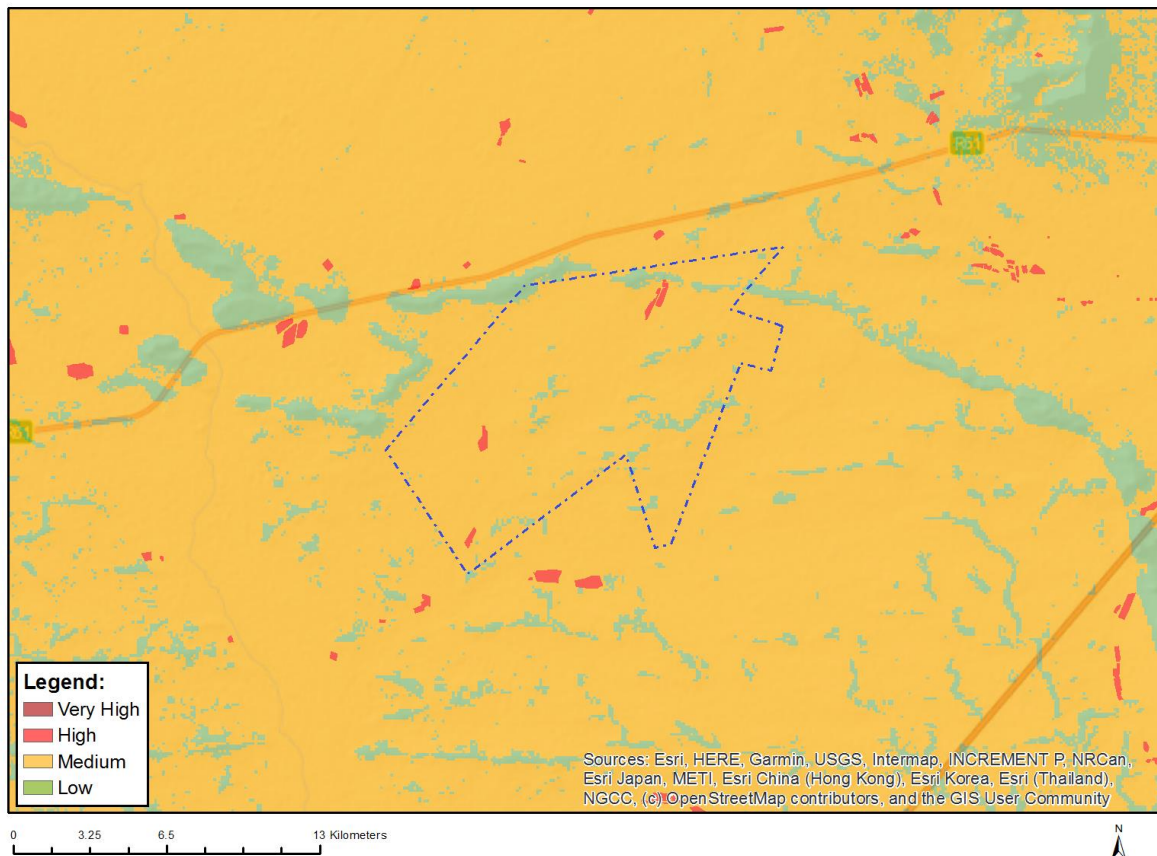
6	Aquatic Biodiversity Impact Assessment	<a href="https://screening.environment.gov.za/ScreeningDownloads/AssessmentProtocols/Gazetted_Aquatic_Biodiversity_Assessment_Protocols.pdf">https://screening.environment.gov.za/ScreeningDownloads/AssessmentProtocols/Gazetted Aquatic Biodiversity Assessment Protocols.pdf</a>
7	Avian Impact Assessment	<a href="https://screening.environment.gov.za/ScreeningDownloads/AssessmentProtocols/Gazetted_Avifauna_Assessment_Protocols.pdf">https://screening.environment.gov.za/ScreeningDownloads/AssessmentProtocols/Gazetted Avifauna Assessment Protocols.pdf</a>
8	Civil Aviation Assessment	<a href="https://screening.environment.gov.za/ScreeningDownloads/AssessmentProtocols/Gazetted_Civil_Aviation_Installations_Assessment_Protocols.pdf">https://screening.environment.gov.za/ScreeningDownloads/AssessmentProtocols/Gazetted Civil Aviation Installations Assessment Protocols.pdf</a>
9	Defense Assessment	<a href="https://screening.environment.gov.za/ScreeningDownloads/AssessmentProtocols/Gazetted_Defence_Installations_Assessment_Protocols.pdf">https://screening.environment.gov.za/ScreeningDownloads/AssessmentProtocols/Gazetted Defence Installations Assessment Protocols.pdf</a>
10	RFI Assessment	<a href="https://screening.environment.gov.za/ScreeningDownloads/AssessmentProtocols/Gazetted_General_Requirement_Assessment_Protocols.pdf">https://screening.environment.gov.za/ScreeningDownloads/AssessmentProtocols/Gazetted General Requirement Assessment Protocols.pdf</a>
11	Noise Impact Assessment	<a href="https://screening.environment.gov.za/ScreeningDownloads/AssessmentProtocols/Gazetted_Noise_Impacts_Assessment_Protocol.pdf">https://screening.environment.gov.za/ScreeningDownloads/AssessmentProtocols/Gazetted Noise Impacts Assessment Protocol.pdf</a>
12	Flicker Assessment	<a href="https://screening.environment.gov.za/ScreeningDownloads/AssessmentProtocols/Gazetted_General_Requirement_Assessment_Protocols.pdf">https://screening.environment.gov.za/ScreeningDownloads/AssessmentProtocols/Gazetted General Requirement Assessment Protocols.pdf</a>
13	Traffic Impact Assessment	<a href="https://screening.environment.gov.za/ScreeningDownloads/AssessmentProtocols/Gazetted_General_Requirement_Assessment_Protocols.pdf">https://screening.environment.gov.za/ScreeningDownloads/AssessmentProtocols/Gazetted General Requirement Assessment Protocols.pdf</a>
14	Geotechnical Assessment	<a href="https://screening.environment.gov.za/ScreeningDownloads/AssessmentProtocols/Gazetted_General_Requirement_Assessment_Protocols.pdf">https://screening.environment.gov.za/ScreeningDownloads/AssessmentProtocols/Gazetted General Requirement Assessment Protocols.pdf</a>
15	Socio-Economic Assessment	<a href="https://screening.environment.gov.za/ScreeningDownloads/AssessmentProtocols/Gazetted_General_Requirement_Assessment_Protocols.pdf">https://screening.environment.gov.za/ScreeningDownloads/AssessmentProtocols/Gazetted General Requirement Assessment Protocols.pdf</a>
16	Plant Species Assessment	<a href="https://screening.environment.gov.za/ScreeningDownloads/AssessmentProtocols/Gazetted_Plant_Species_Assessment_Protocols.pdf">https://screening.environment.gov.za/ScreeningDownloads/AssessmentProtocols/Gazetted Plant Species Assessment Protocols.pdf</a>
17	Animal Species Assessment	<a href="https://screening.environment.gov.za/ScreeningDownloads/AssessmentProtocols/Gazetted_Animal_Species_Assessment_Protocols.pdf">https://screening.environment.gov.za/ScreeningDownloads/AssessmentProtocols/Gazetted Animal Species Assessment Protocols.pdf</a>



## Results of the environmental sensitivity of the proposed area.

The following section represents the results of the screening for environmental sensitivity of the proposed site for relevant environmental themes associated with the project classification. It is the duty of the EAP to ensure that the environmental themes provided by the screening tool are comprehensive and complete for the project. Refer to the disclaimer.

### MAP OF RELATIVE AGRICULTURE THEME SENSITIVITY



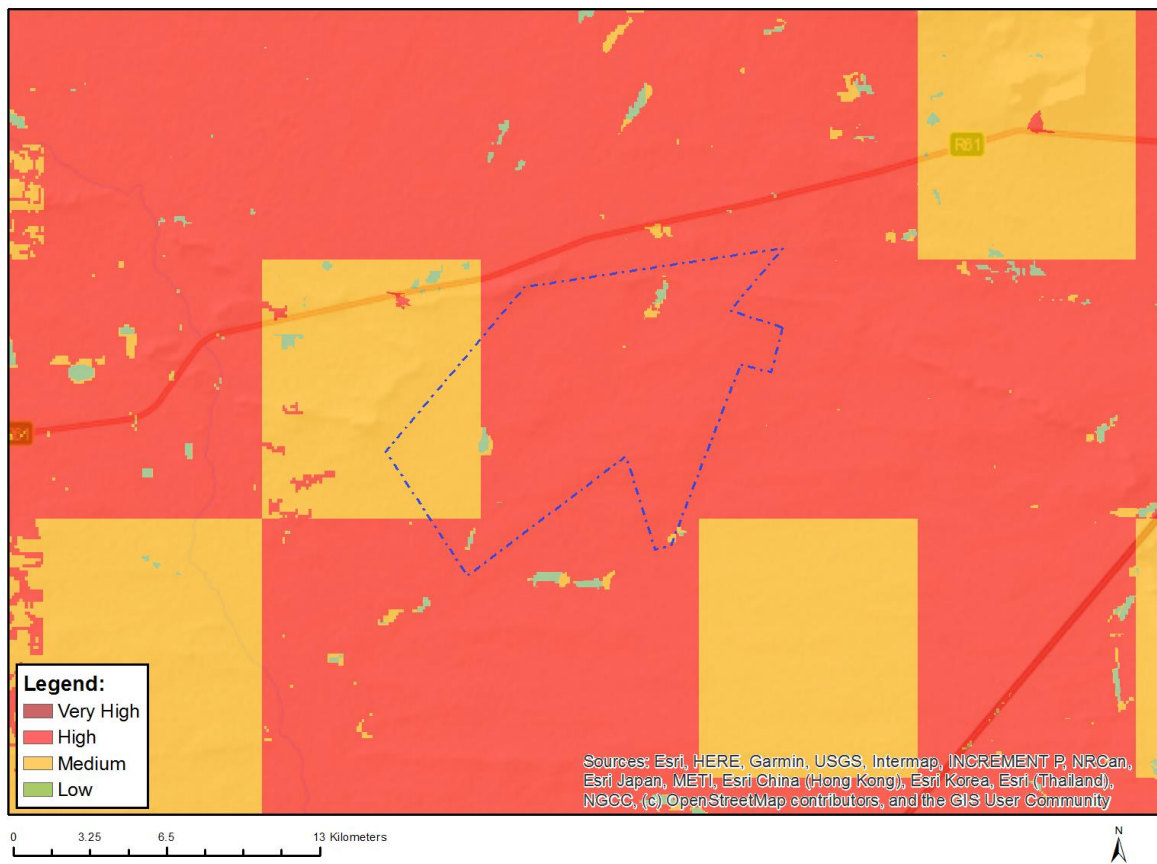
Very High sensitivity	High sensitivity	Medium sensitivity	Low sensitivity
	X		

#### Sensitivity Features:

Sensitivity	Feature(s)
High	Annual Crop Cultivation / Planted Pastures Rotation; Land capability; 06. Low-Moderate/07. Low-Moderate/08. Moderate
High	Old Fields; Land capability; 06. Low-Moderate/07. Low-Moderate/08. Moderate
Low	Land capability; 01. Very low/02. Very low/03. Low-Very low/04. Low-Very low/05. Low
Medium	Land capability; 06. Low-Moderate/07. Low-Moderate/08. Moderate



## MAP OF RELATIVE ANIMAL SPECIES THEME SENSITIVITY



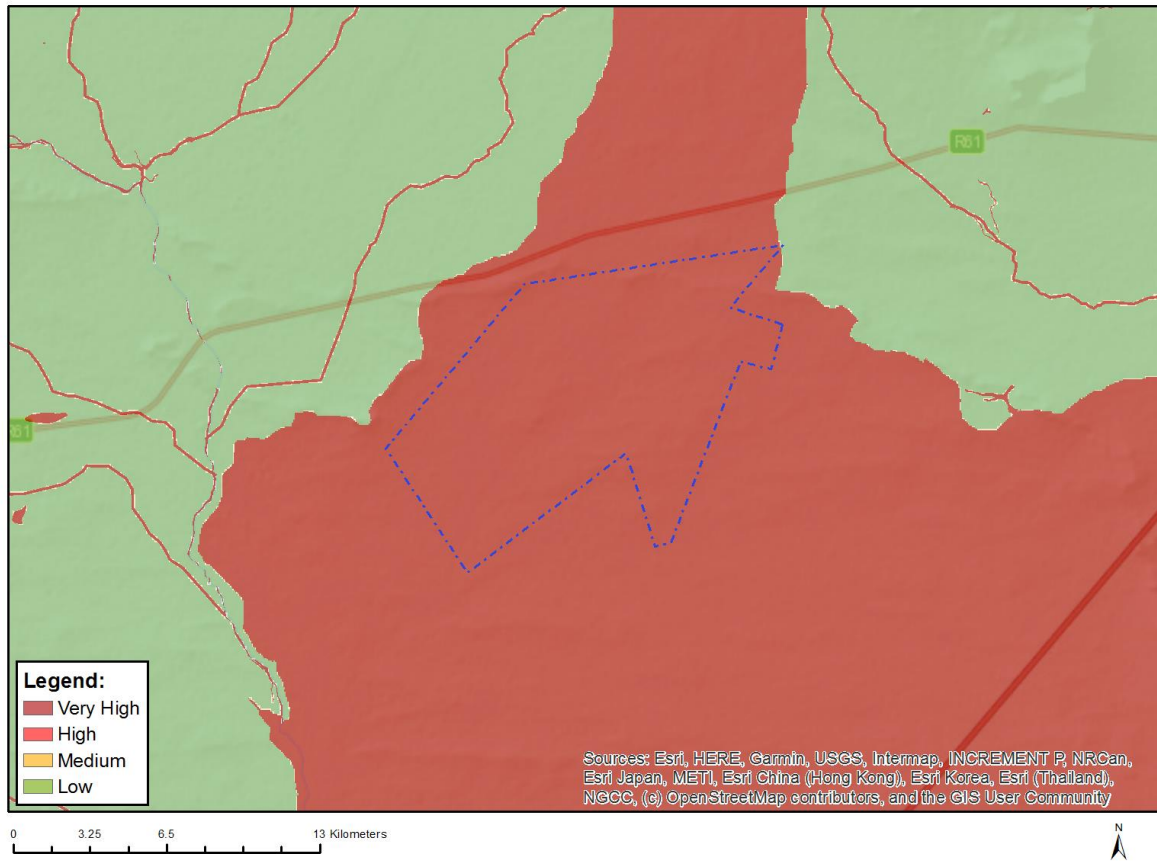
Where only a sensitive plant unique number or sensitive animal unique number is provided in the screening report and an assessment is required, the environmental assessment practitioner (EAP) or specialist is required to email SANBI at [eiadatarequests@sanbi.org.za](mailto:eiadatarequests@sanbi.org.za) listing all sensitive species with their unique identifiers for which information is required. The name has been withheld as the species may be prone to illegal harvesting and must be protected. SANBI will release the actual species name after the details of the EAP or specialist have been documented.

Very High sensitivity	High sensitivity	Medium sensitivity	Low sensitivity
	X		

### Sensitivity Features:

Sensitivity	Feature(s)
High	Aves-Neotis ludwigii
High	Aves-Afrotis afra
High	Aves-Polemaetus bellicosus
Low	Subject to confirmation
Medium	Aves-Circus maurus
Medium	Aves-Neotis ludwigii
Medium	Aves-Afrotis afra
Medium	Reptilia-Chersobius boulengeri

## MAP OF RELATIVE AQUATIC BIODIVERSITY THEME SENSITIVITY

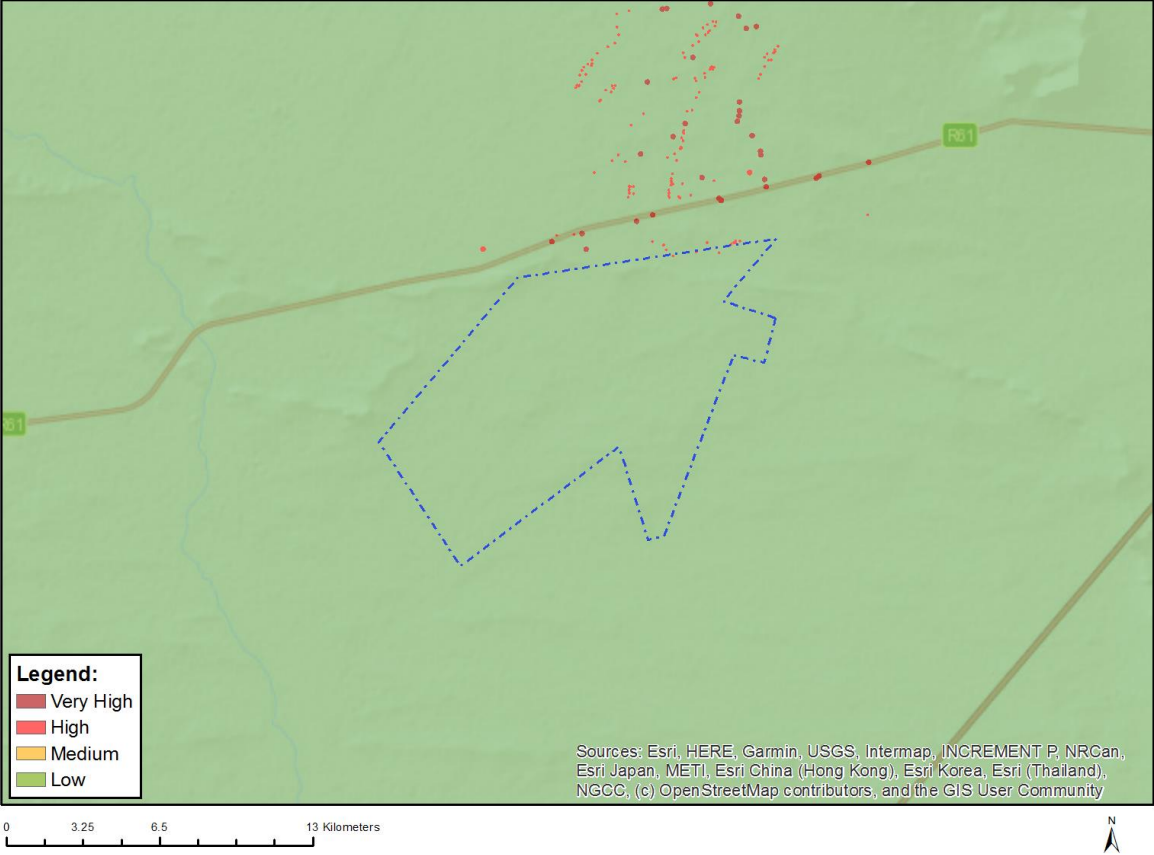


Very High sensitivity	High sensitivity	Medium sensitivity	Low sensitivity
X			

### Sensitivity Features:

Sensitivity	Feature(s)
Low	Low sensitivity
Very High	Rivers
Very High	Wetlands and Estuaries
Very High	Freshwater ecosystem priority area quinary catchments

# MAP OF RELATIVE ARCHAEOLOGICAL AND CULTURAL HERITAGE THEME SENSITIVITY

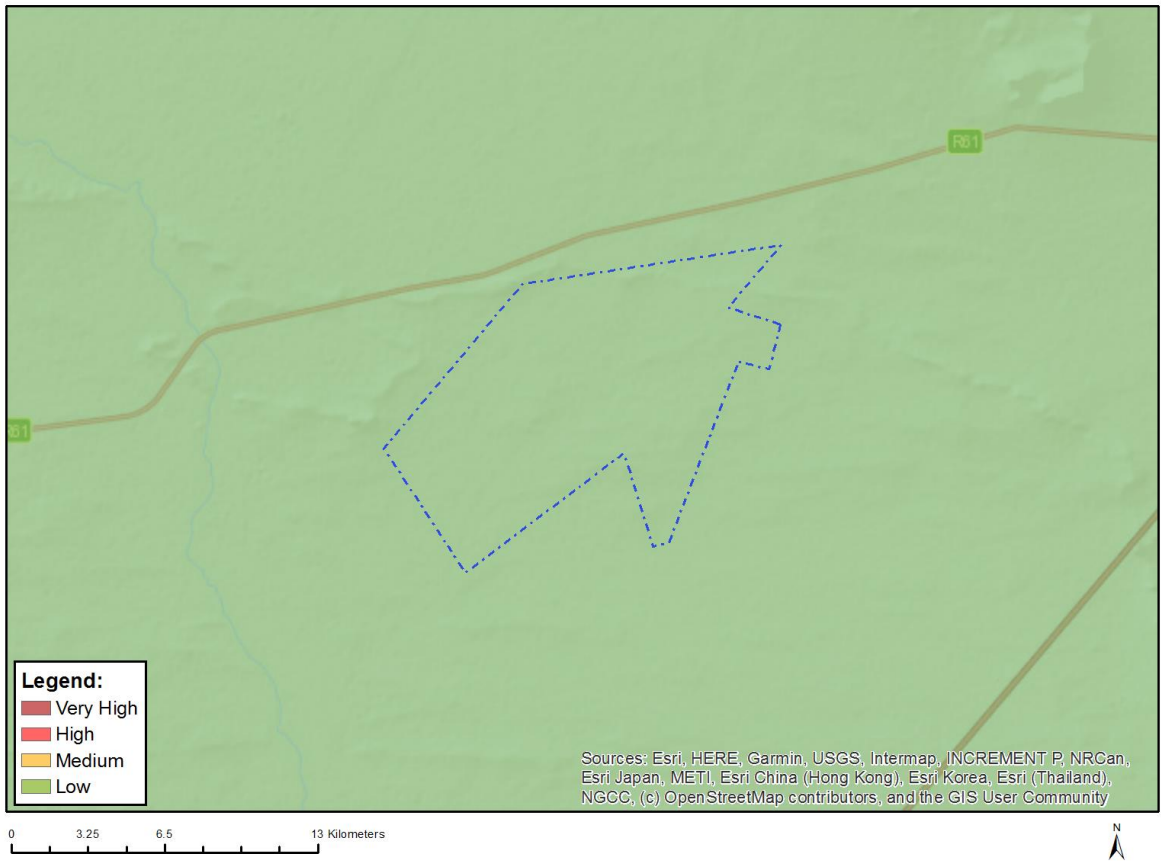


Very High sensitivity	High sensitivity	Medium sensitivity	Low sensitivity
	X		

**Sensitivity Features:**

Sensitivity	Feature(s)
High	Within 50m of a Grade IIIc Heritage site
Low	Low sensitivity

# MAP OF RELATIVE AVIAN (WIND) THEME SENSITIVITY

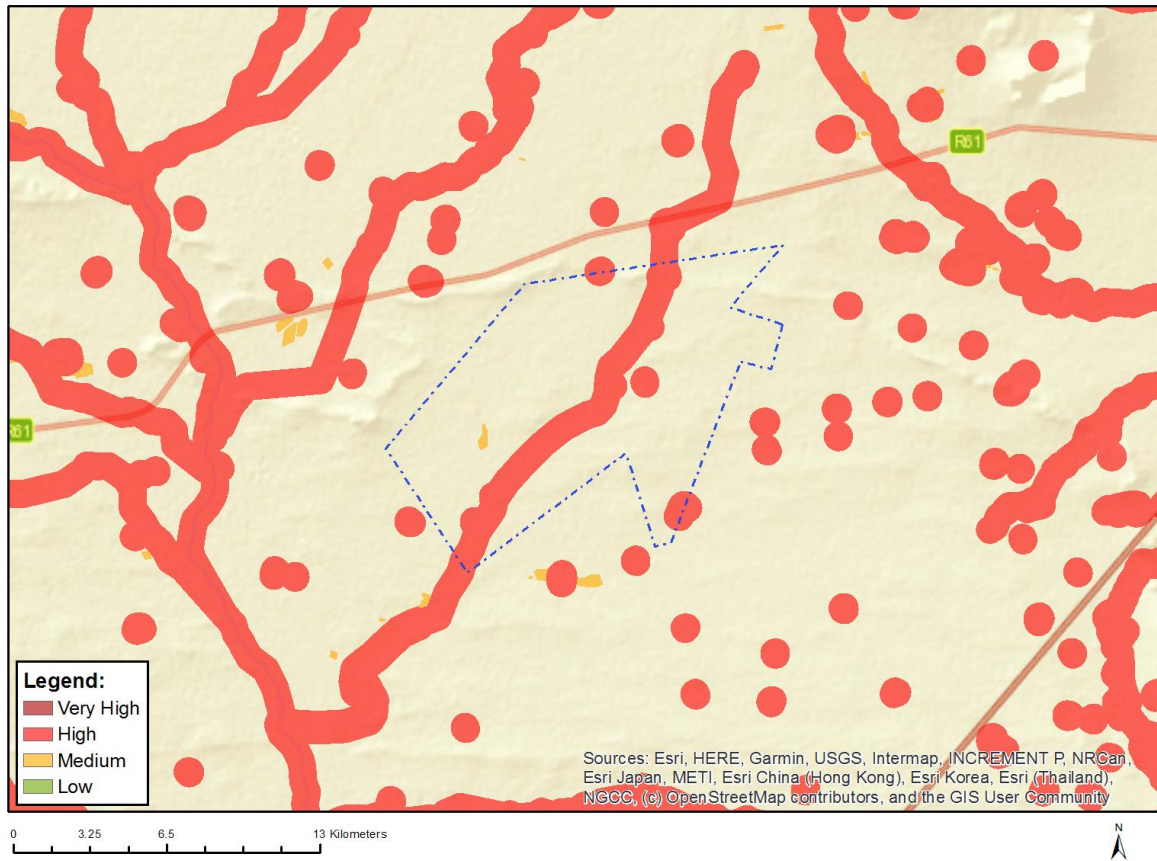


Very High sensitivity	High sensitivity	Medium sensitivity	Low sensitivity
			X

## Sensitivity Features:

Sensitivity	Feature(s)
Low	Area Outside Sensitivities

## MAP OF RELATIVE BATS (WIND) THEME SENSITIVITY

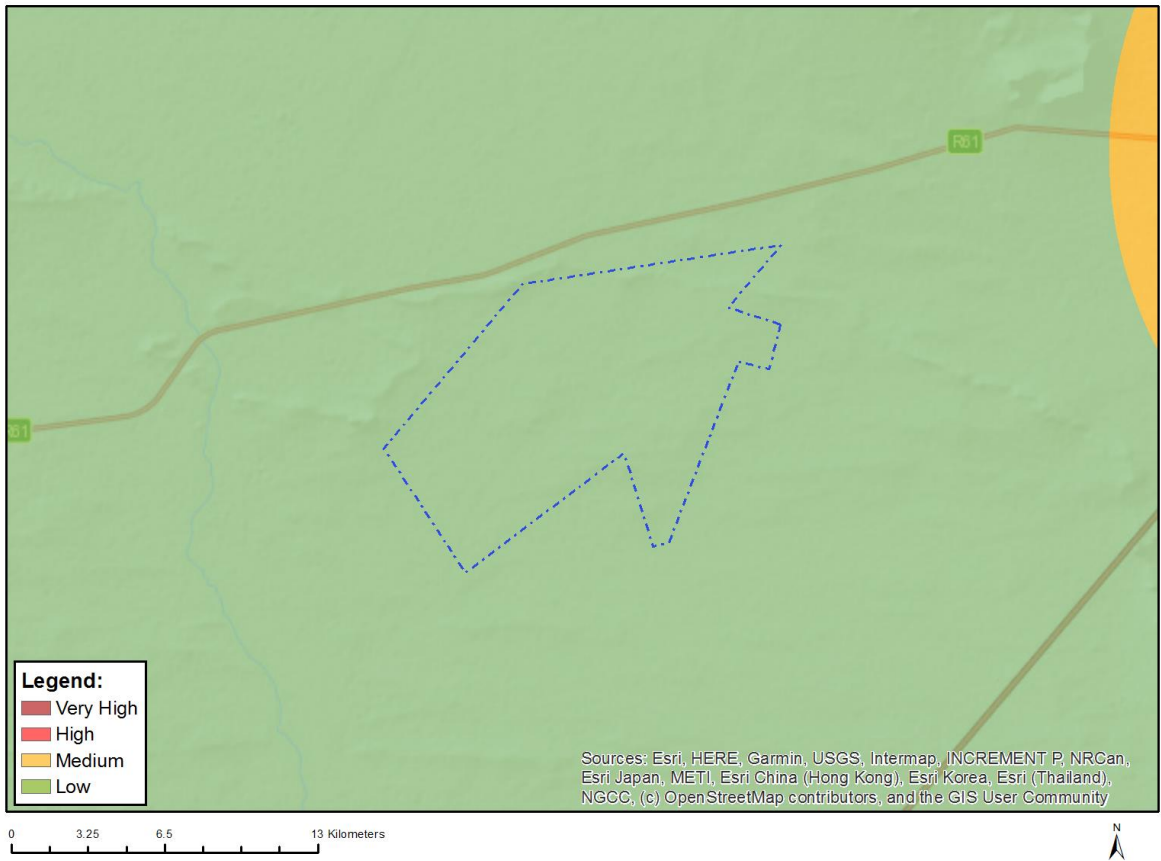


Very High sensitivity	High sensitivity	Medium sensitivity	Low sensitivity
	X		

### Sensitivity Features:

Sensitivity	Feature(s)
High	Within 500 m of a river
High	Wetland
High	Within 500 m of a wetland
Medium	Croplands

# MAP OF RELATIVE CIVIL AVIATION (WIND) THEME SENSITIVITY



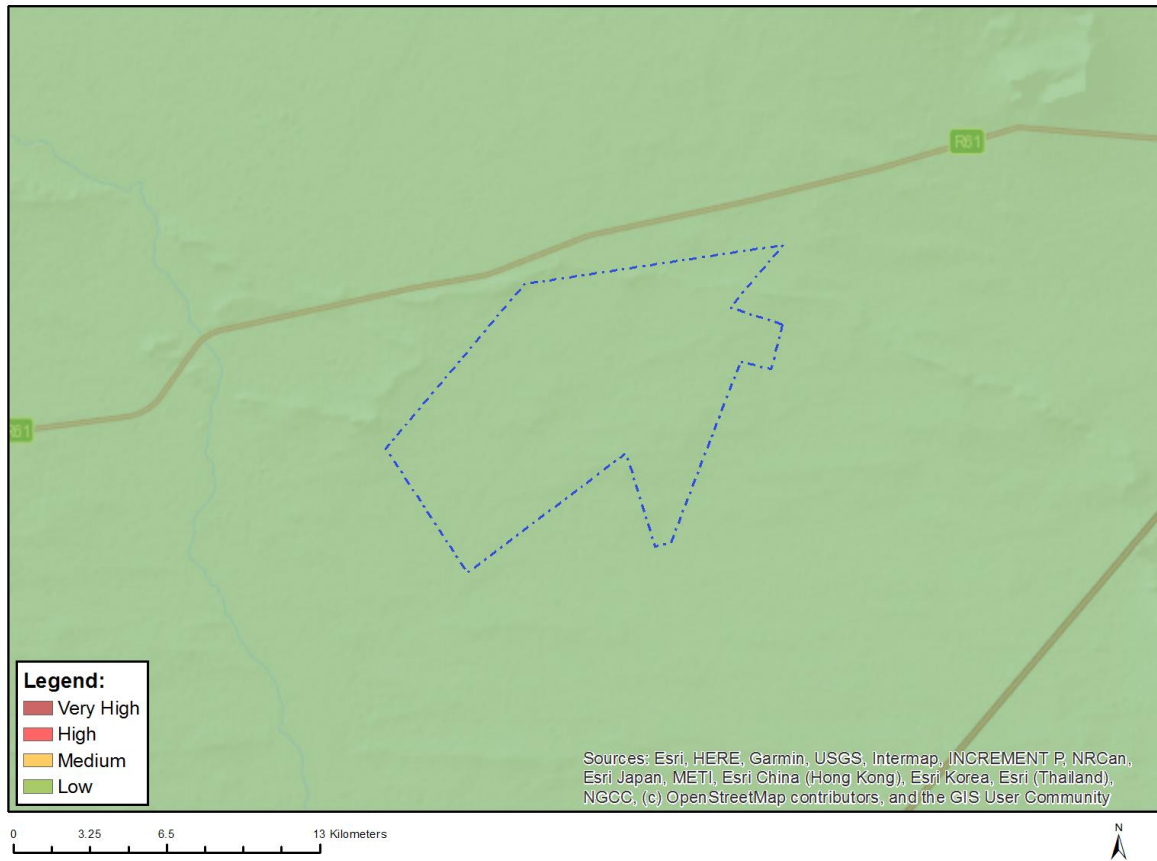
Very High sensitivity	High sensitivity	Medium sensitivity	Low sensitivity
			X

## Sensitivity Features:

Sensitivity	Feature(s)
Low	Low sensitivity



## MAP OF RELATIVE DEFENCE (WIND) THEME SENSITIVITY

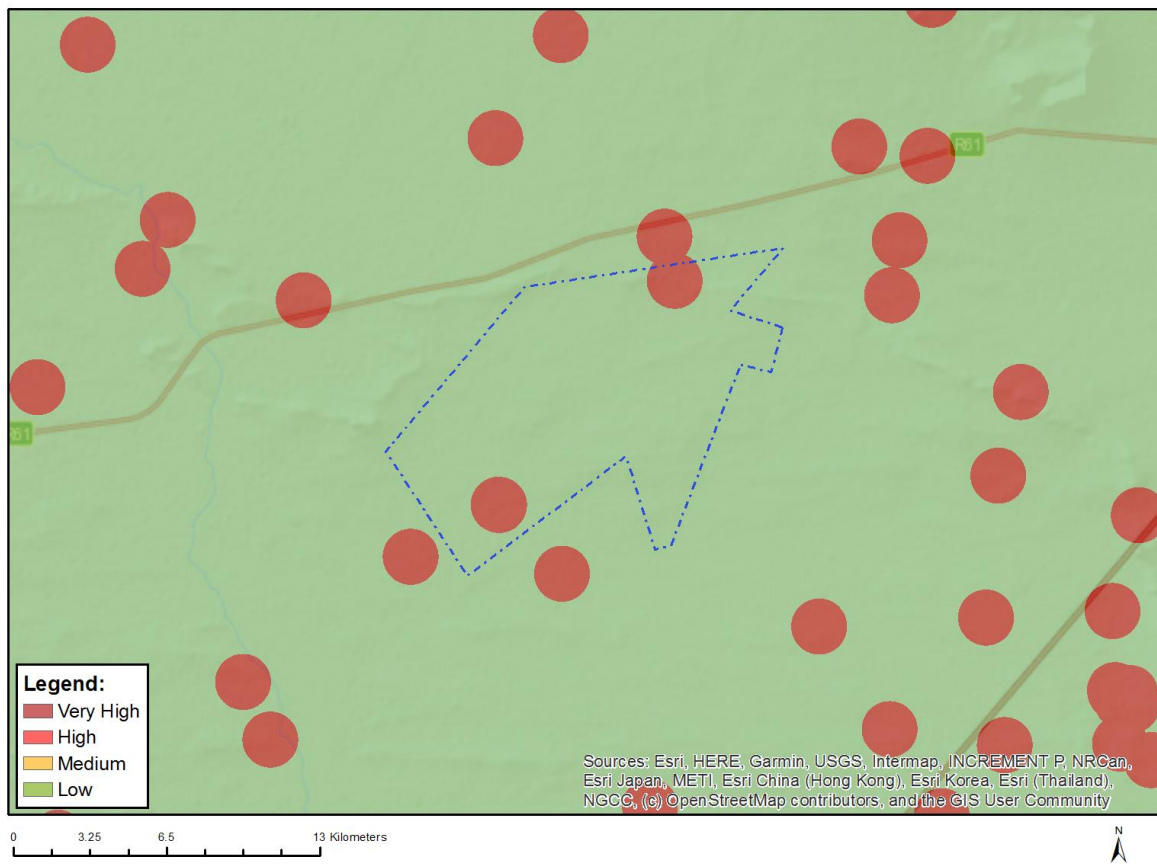


Very High sensitivity	High sensitivity	Medium sensitivity	Low sensitivity
			X

### Sensitivity Features:

Sensitivity	Feature(s)
Low	Low sensitivity

## MAP OF RELATIVE FLICKER THEME SENSITIVITY



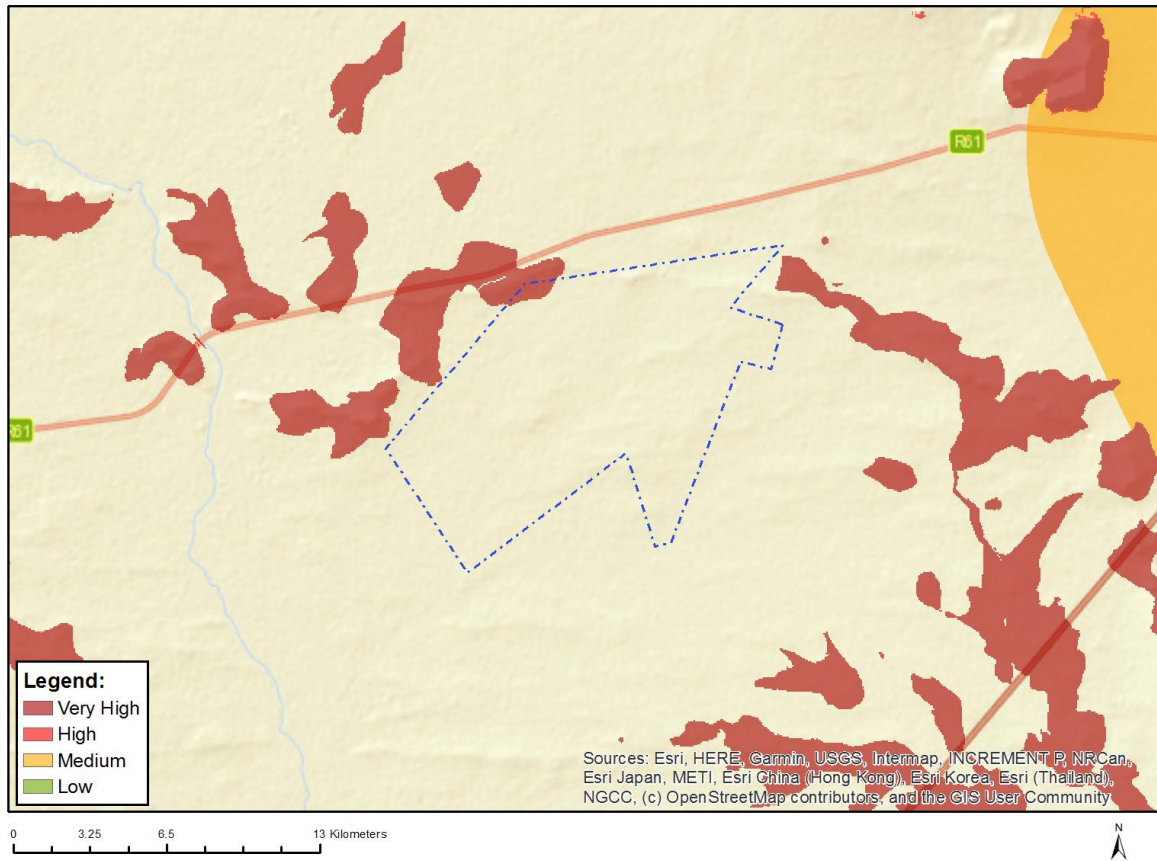
Very High sensitivity	High sensitivity	Medium sensitivity	Low sensitivity
X			

### Sensitivity Features:

Sensitivity	Feature(s)
Low	Area of low sensitivity
Very High	Potential temporarily or permanently inhabited residence



## MAP OF RELATIVE LANDSCAPE (WIND) THEME SENSITIVITY



Very High sensitivity	High sensitivity	Medium sensitivity	Low sensitivity
X			

### Sensitivity Features:

Sensitivity	Feature(s)
High	Slope between 1:4 and 1:10
Very High	Mountain tops and high ridges

## MAP OF RELATIVE PALEONTOLOGY THEME SENSITIVITY

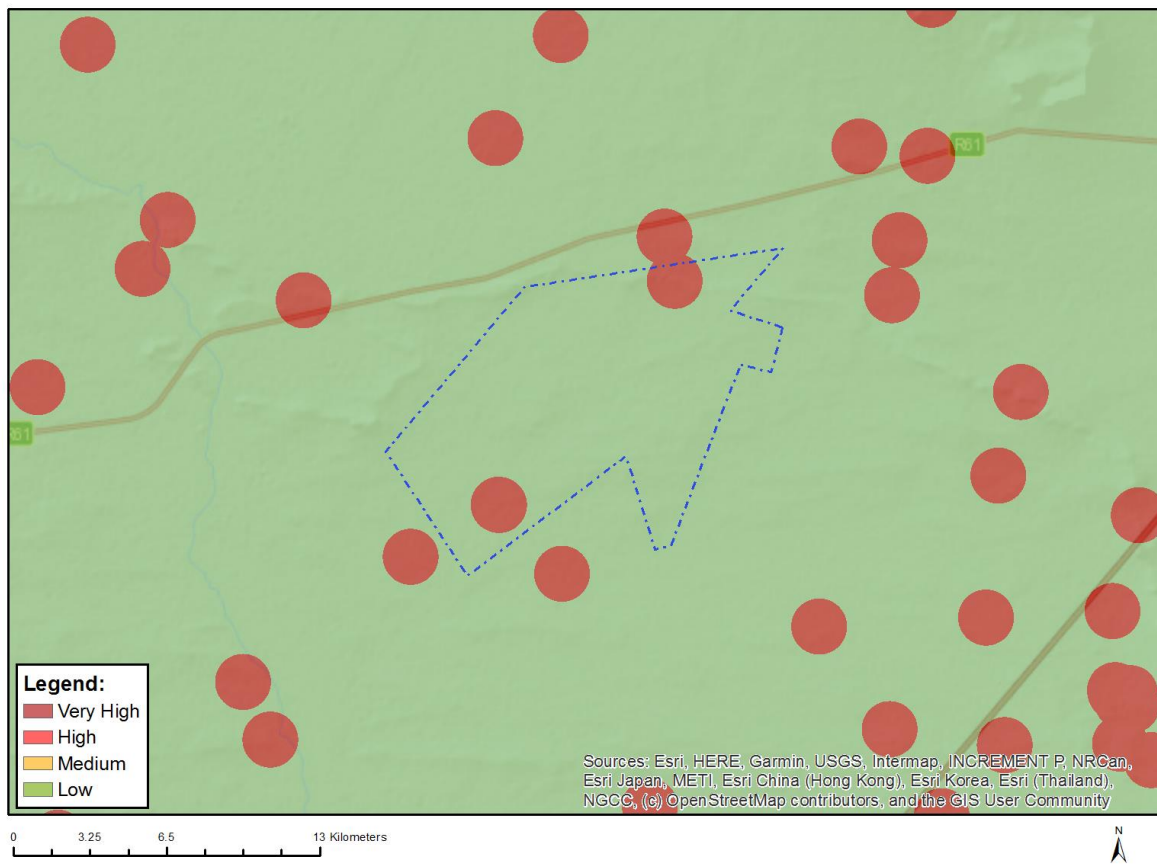


Very High sensitivity	High sensitivity	Medium sensitivity	Low sensitivity
X			

### Sensitivity Features:

Sensitivity	Feature(s)
Low	Features with a Low paleontological sensitivity
Very High	Features with a Very High paleontological sensitivity

## MAP OF RELATIVE NOISE THEME SENSITIVITY

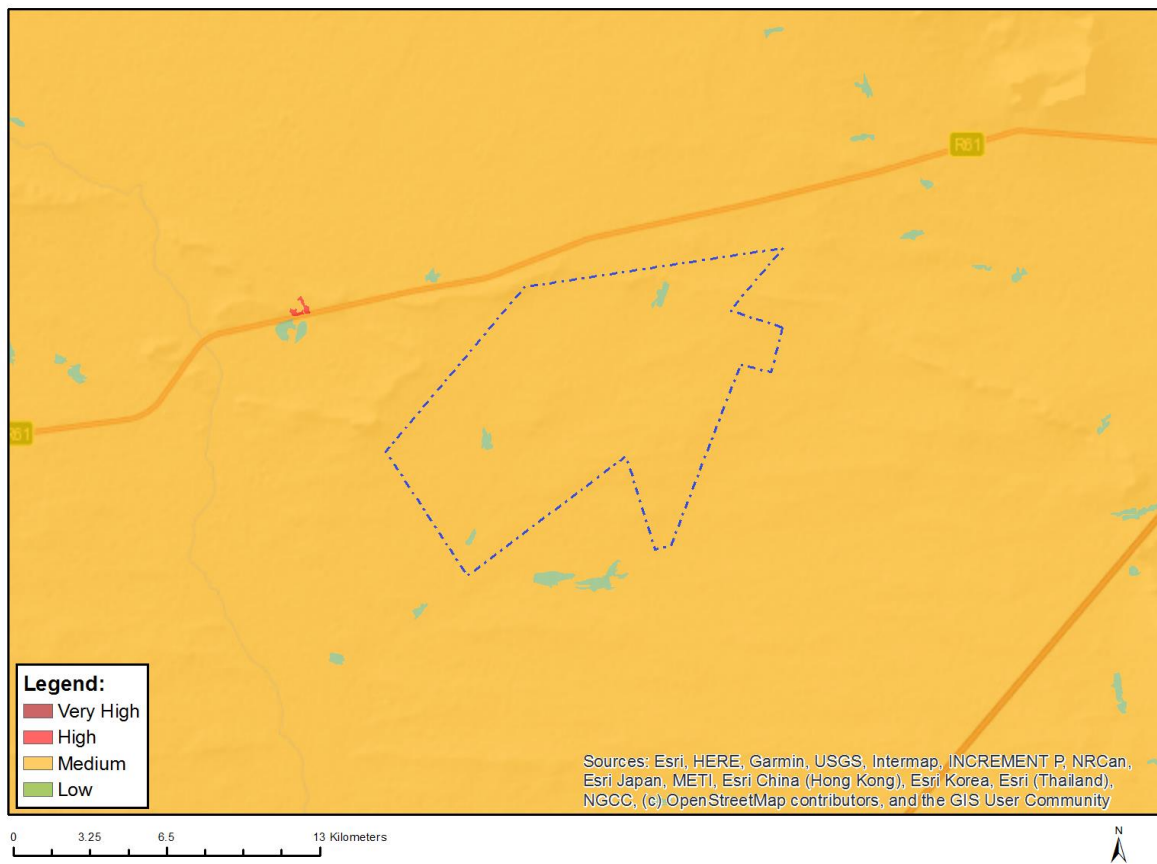


Very High sensitivity	High sensitivity	Medium sensitivity	Low sensitivity
X			

### Sensitivity Features:

Sensitivity	Feature(s)
Low	Area of low sensitivity
Very High	Potential temporarily or permanently inhabited residence

## MAP OF RELATIVE PLANT SPECIES THEME SENSITIVITY



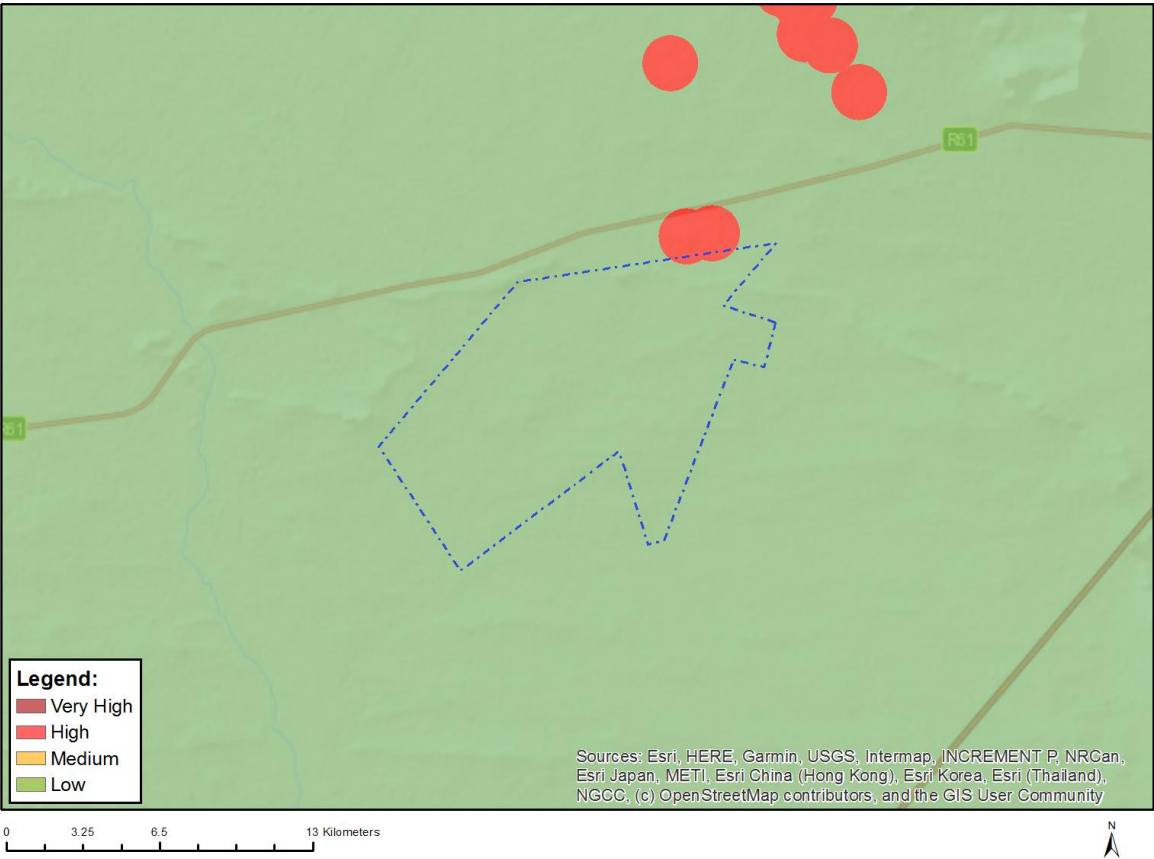
Where only a sensitive plant unique number or sensitive animal unique number is provided in the screening report and an assessment is required, the environmental assessment practitioner (EAP) or specialist is required to email SANBI at [eiadatarequests@sanbi.org.za](mailto:eiadatarequests@sanbi.org.za) listing all sensitive species with their unique identifiers for which information is required. The name has been withheld as the species may be prone to illegal harvesting and must be protected. SANBI will release the actual species name after the details of the EAP or specialist have been documented.

Very High sensitivity	High sensitivity	Medium sensitivity	Low sensitivity
		X	

### Sensitivity Features:

Sensitivity	Feature(s)
Low	Low Sensitivity
Medium	Peersia frithii
Medium	Sensitive species 1212
Medium	Tridentea virescens
Medium	Sensitive species 1039

# MAP OF RELATIVE RFI (WIND) THEME SENSITIVITY

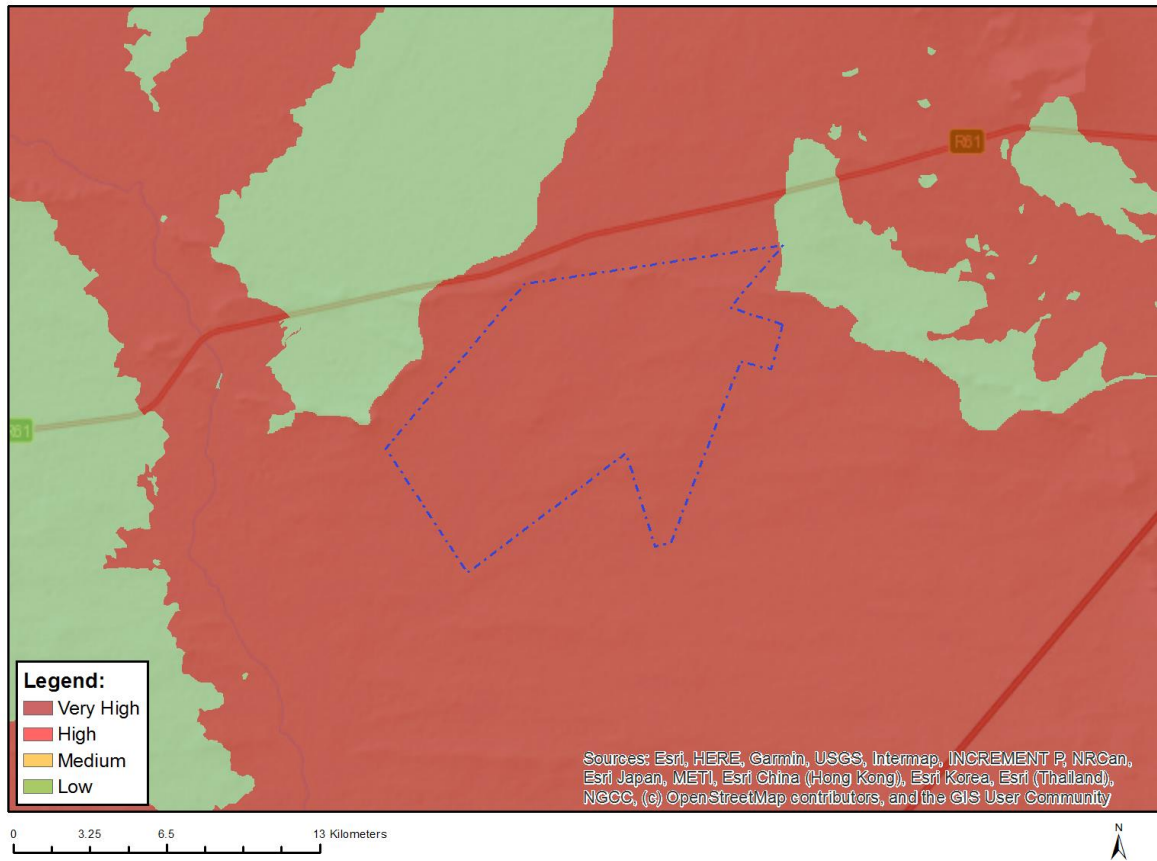


Very High sensitivity	High sensitivity	Medium sensitivity	Low sensitivity
	X		

**Sensitivity Features:**

Sensitivity	Feature(s)
High	Within 1 km of a telecommunication facility;None;More than 60 km from a Weather Radar installation
Low	Low sensitivity for telecommunications;None;More than 60 km from a Weather Radar installation

## MAP OF RELATIVE TERRESTRIAL BIODIVERSITY THEME SENSITIVITY



Very High sensitivity	High sensitivity	Medium sensitivity	Low sensitivity
X			

### Sensitivity Features:

Sensitivity	Feature(s)
Low	Low Sensitivity
Very High	Ecological support area 1
Very High	Ecological support area 2
Very High	FEPA Subcatchments