

APPENDIX 11

WASTE MANAGEMENT ACTIVITY INFORMATION

11.1 Waste facility designs

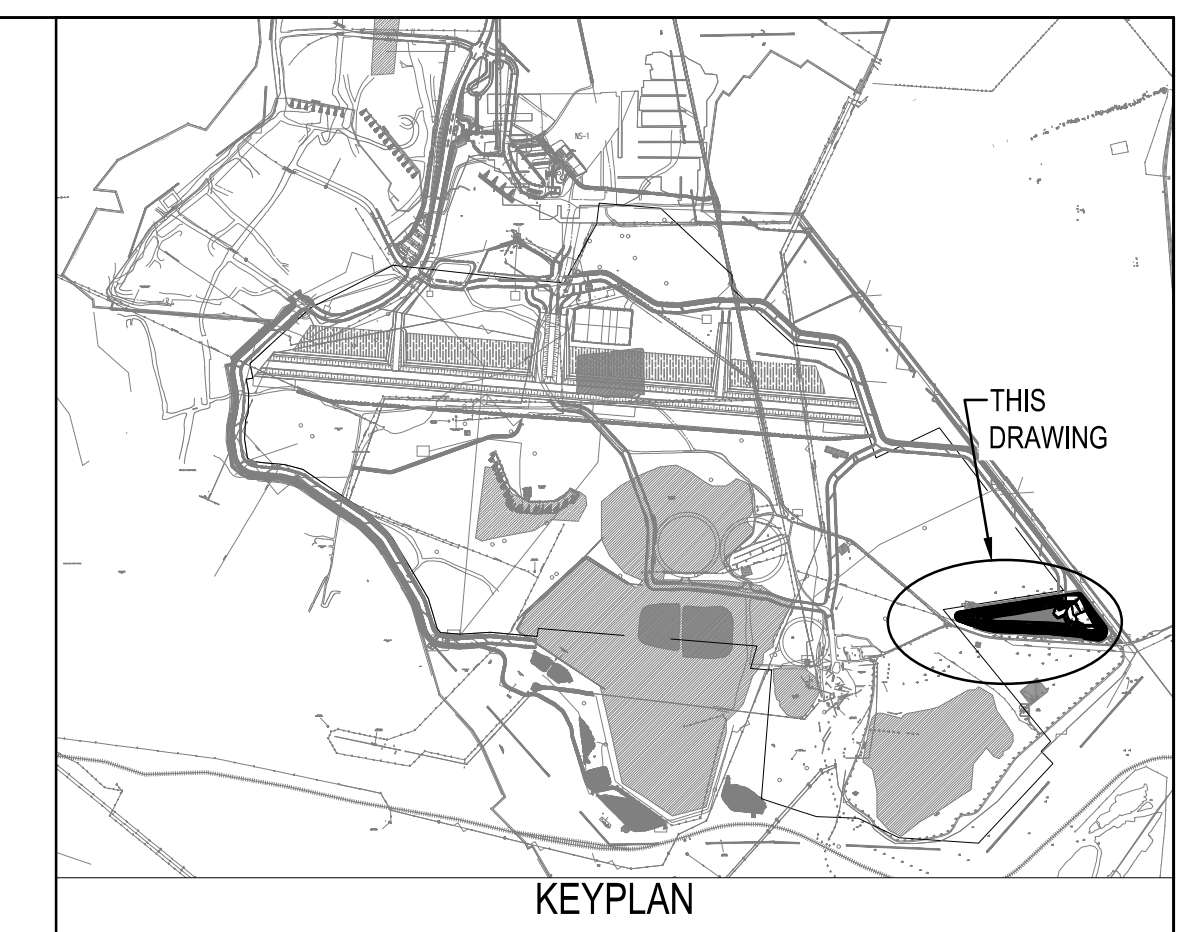
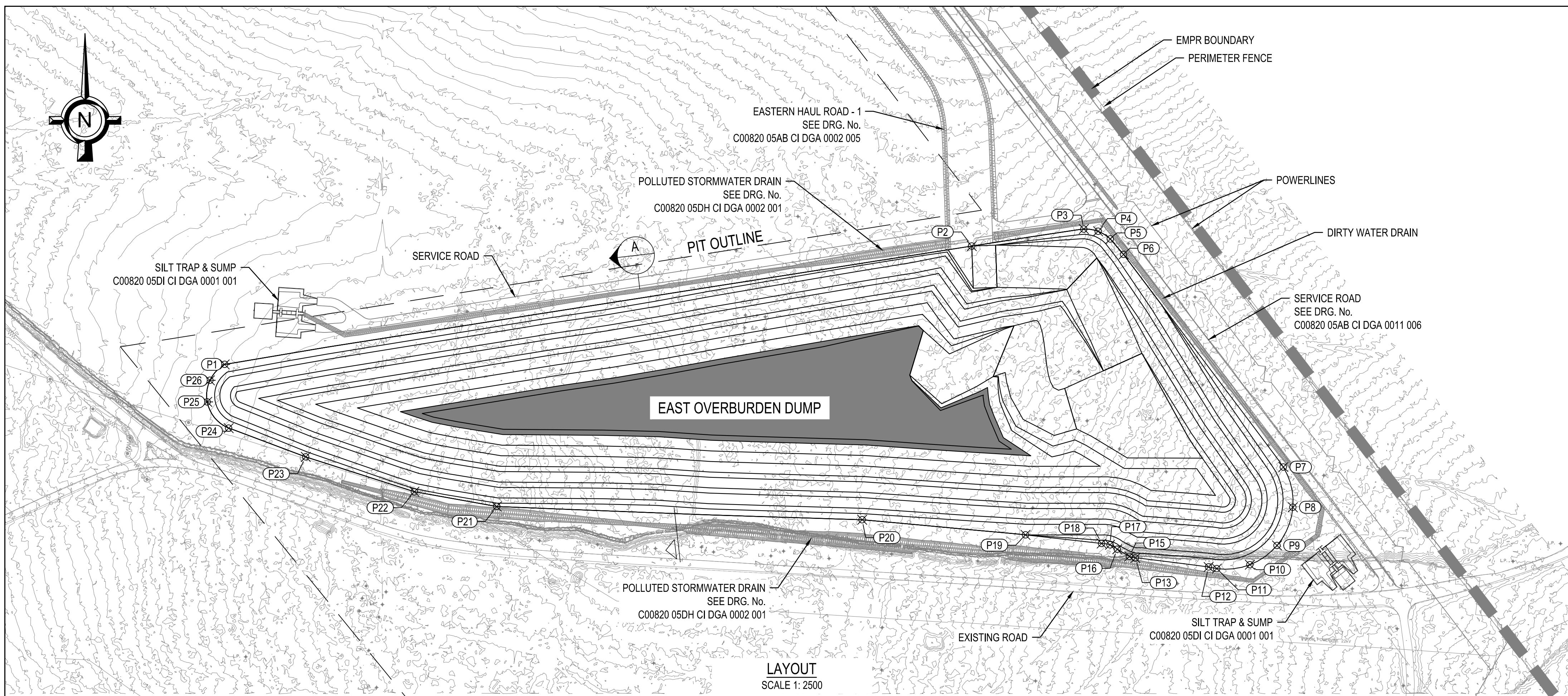
11.2 Waste classification of slurry in underground workings

11.3 Memorandum from Jacana Environmental on barrier design

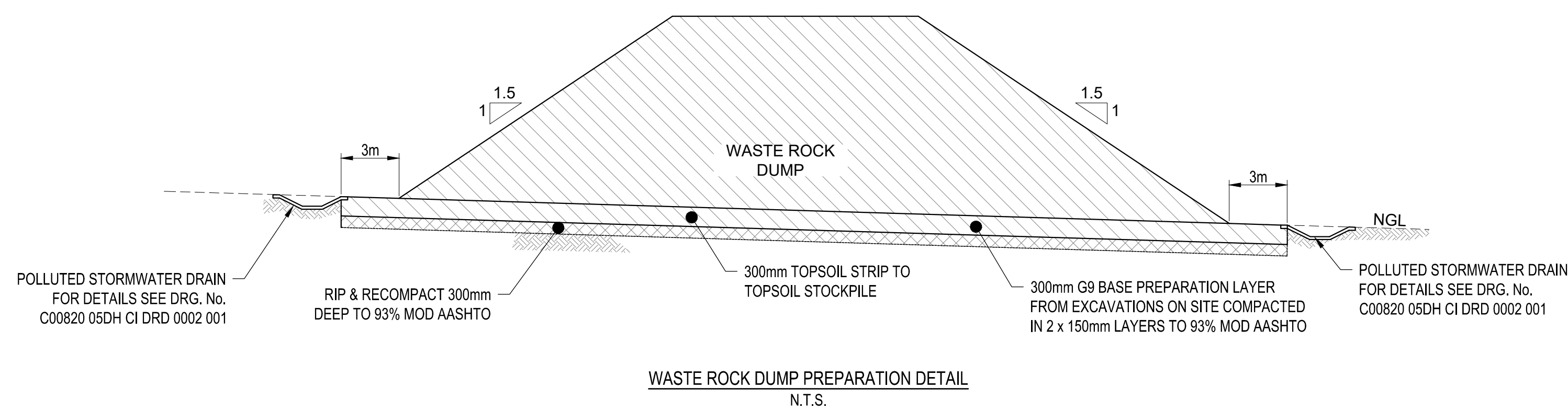


11.1 Waste facility designs





SETTING OUT TABLE		
POINT	Y	X
P		
P1	-31 350.857	2 885 687.945
P2	-32 058.535	2 885 575.821
P3	-32 164.701	2 885 559.722
P4	-32 178.205	2 885 561.861
P5	-32 189.782	2 885 569.134
P6	-32 202.305	2 885 583.767
P7	-32 353.672	2 885 785.167
P8	-32 362.670	2 885 823.290
P9	-32 347.886	2 885 859.481
P10	-32 321.965	2 885 877.703
P11	-32 290.659	2 885 881.379
P12	-32 282.853	2 885 879.835
P13	-32 213.533	2 885 871.319
P15	-32 207.874	2 885 869.744
P16	-32 196.328	2 885 862.994
P17	-32 189.466	2 885 858.826
P18	-32 181.537	2 885 857.570
P19	-32 109.426	2 885 849.437
P20	-31 954.698	2 885 835.099
P21	-31 608.535	2 885 822.557
P22	-31 530.513	2 885 808.508
P23	-31 427.615	2 885 775.568
P24	-31 354.605	2 885 748.299
P25	-31 334.290	2 885 723.448
P26	-31 336.855	2 885 703.028



DRAWING NOT TO BE USED FOR CONSTRUCTION UNLESS SIGNED BY PROFESSIONAL ENGINEER / TECHNOLOGIST

DESIGNED, DRAWN AND ISSUED BY:
Professional Engineer/ Technologist :-.....
Reg. No. :-..... Rev. :-.....

SOUTH32
VDDC PROJECT
FEASIBILITY STUDY

COPYRIGHT HELD BY Worley. Copyright subsists in this work. Any unauthorised reproduction in any manner or form, publication, making an adaptation of the work and doing in relation to an adaptation of the work, any of the acts above, are acts of copyright infringement and make the DCS liable for civil law copyright infringement and may in certain circumstances make the DCS liable to criminal prosecution.
Use of this drawing shall be in accordance with the requirements of Construction Regulation Section 9.2 of the CHS Act. No liability will be accepted unless inspection and certification as envisaged in the Act is conducted.

Worley RSA (Pty) Ltd
P.O. Box 61 332, Marshalltown, 2107, South Africa
39 Melrose Boulevard, Melrose Arch, South Africa
Tel: 0861 897 897 | Fax: 0861 897 329
Intl Tel: +27 11 218 3000 | Intl Fax: +27 11 218 3100

DRAWING No.	REFERENCE DRAWINGS	REV No.	DATE	REVISIONS	BY	CHK	S/DR	ENG
C00820 05AA GE DAL 0001 001	SITE INFRASTRUCTURE - OVERALL BLOCKPLAN	0	10/09/19	ISSUED FOR USE	MM			

CLIENT	NAME	DATE	WORLEY	NAME	DATE	WORLEY	NAME	DATE
Lead Engineer			Piping Engineer			Drawn By	N.M.	11/07/19
Project Manager			Process Engineer			Checked By		
			Struct/Civil Engineer			Project S/Leader		
			Engineering Manager			Electrical Engineer		
			Project Manager			Instrument Engineer		
						Mechanical Engineer		
						Mining Engineer		

CLIENT DRAWING NUMBER			SHEET SIZE			SCALE		
0001			A1			1: 2500		
PROJECT No	WBS	DISC	DWG ID	DOC ID	SHEET	REV		
C00820	02BA	CI	DRD	0001	001	0		

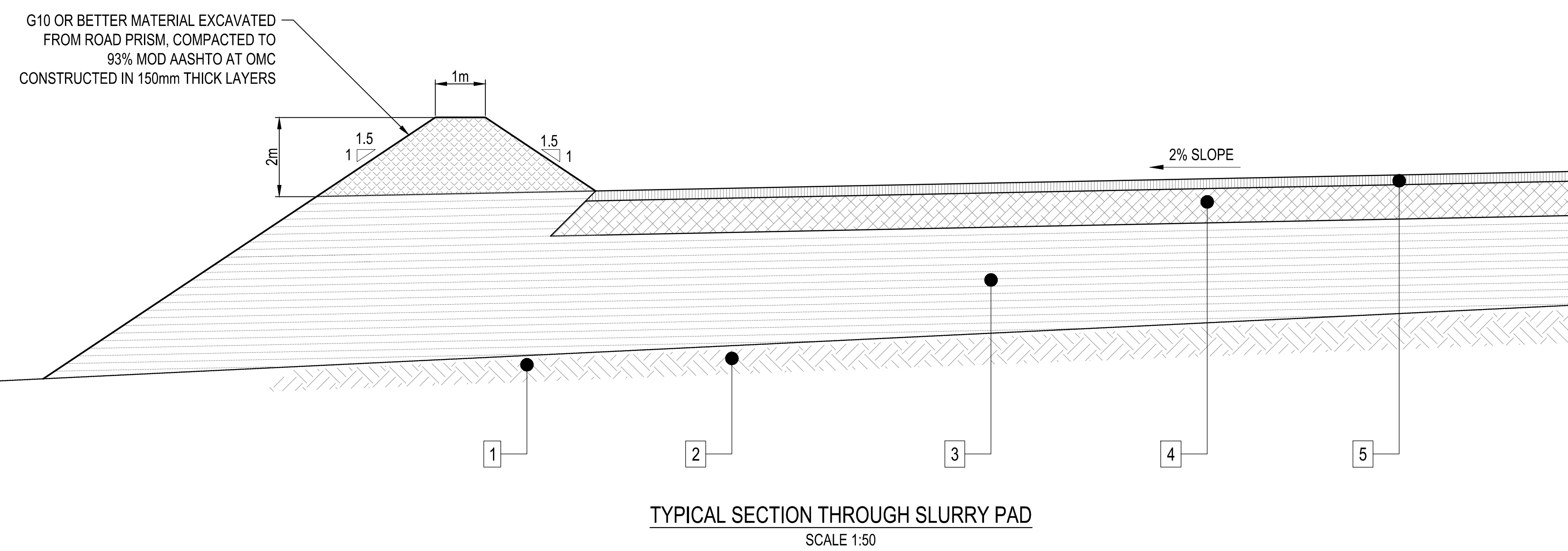


Cut/Fill Summary

Name	2d Area	Cut	Fill
VOL_SLURRYPAD	90283.359sq.m	531.151 Cu. M.	124173.419 Cu. M.

SETTING OUT TABLE

POINT	Y	X	LEVEL
P1	-28 742.606	2 883 849.452	1550.157
P2	-28 879.335	2 883 868.577	1552.532
P3	-29 121.372	2 883 980.052	1551.107
P4	-29 139.893	2 883 650.799	1546.507
P5	-28 997.856	2 883 639.324	1547.932
P6	-28 810.965	2 883 624.226	1546.057
P7	-28 759.517	2 883 640.134	1545.957



LAYERWORKS

1. REMOVE 300mm TOPSOIL AND VEGETATION TO STOCKPILE.
2. RIP AND RE-COMPACT 200mm IN-SITU TO 93% MOD AASHTO
3. FILLS IN 500mm THICK LAYERS FROM DUMP ROCK STOCKPILE, COMPACTED TO ROCK COMPACTION SPECIFICATIONS
4. 500mm BASE LAYER FROM DUMP ROCK STOCKPILE COMPACTED IN 500mm LAYERS TO ROCK COMPACTION SPECIFICATIONS.
5. 200mm WEARING COURSE LAYER OF G7 AND STABILISED WITH DUST-A-SIDE.
6. FINISHING OF EMBANKMENTS WITH 150mm TOPSOIL AND HYDRO-SEEDING TO APPROPRIATE MIX FOR SEASON AND MICROCLIMATE

DRAWING No.	REFERENCE DRAWINGS	DRAWING No.	REFERENCE DRAWINGS	REV No.	DATE	REVISIONS	ISSUED FOR USE	REV No.	DATE	REVISIONS
C00820 05BC CI DAL 0002 001	SLURRY DRYING PAD DRAIN 1 - LAYOUT & SECTION						27/08/19			
C00820 05BC CI DAL 0002 002	SLURRY DRYING PAD DRAIN 2 - LAYOUT & SECTION									

CLIENT	NAME	DATE	WP	NAME	DATE	WP	NAME	DATE
Lead Engineer			Piping Engineer		Drawn By	NM	02/07/19	
Project Manager			Struct/Civil Engineer		Checked By			
			Instrument Engineer		Project Manager			
			Mechanical Engineer					

DRAWING NOT TO BE USED FOR CONSTRUCTION UNLESS SIGNED BY PROFESSIONAL ENGINEER / TECH.

DESIGNED, DRAWN AND ISSUED BY:
Professional Eng. / Tech. :
Reg. No. : Rev. :

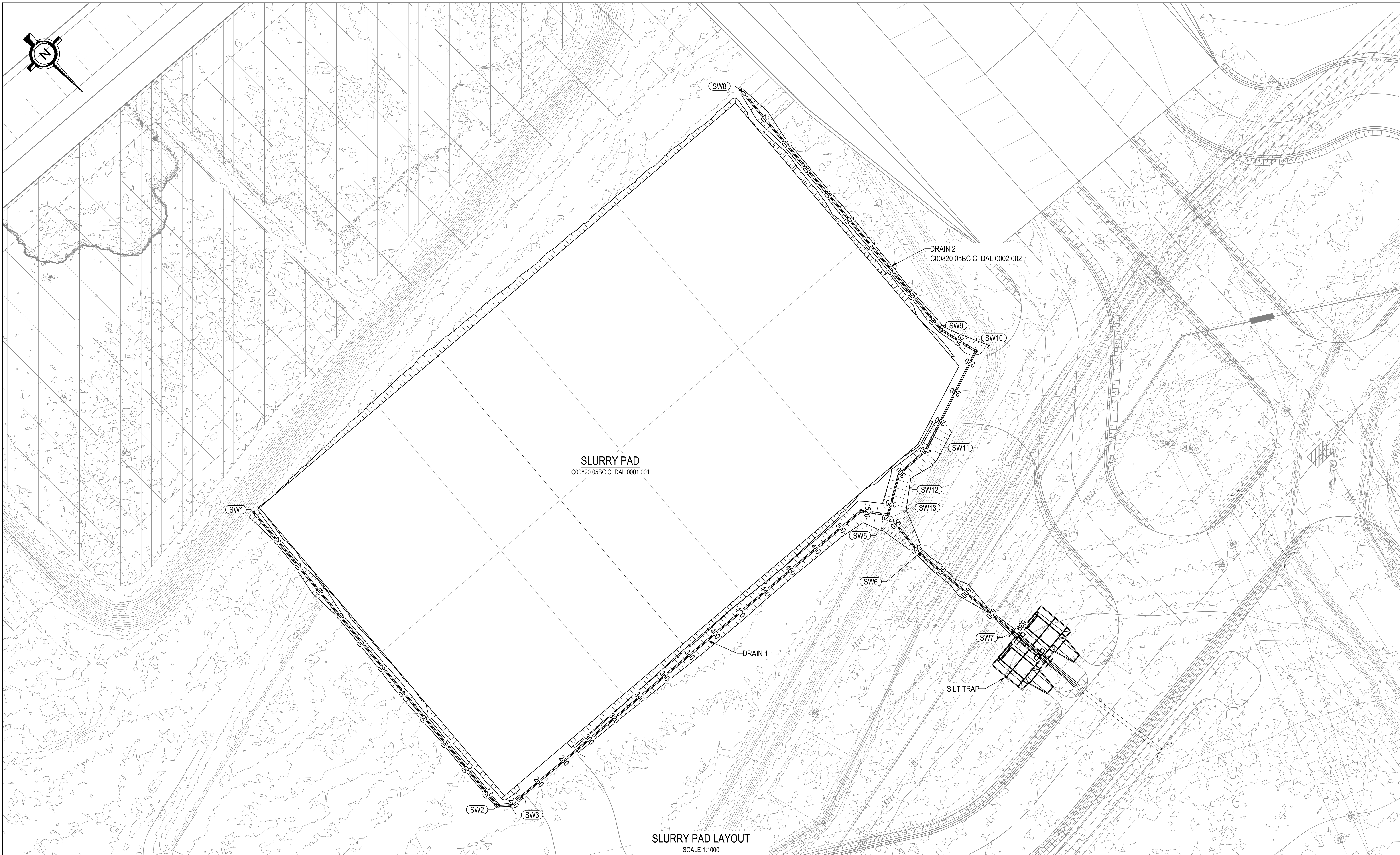
Worley SOUTH32 VDDC PROJECT FEASIBILITY STUDY

Worley energy | chemicals | resources

VDDC PROJECT - FEASIBILITY SITE INFRASTRUCTURE COAL & SLURRY DRYING PAD LAYOUT & DETAILS

CLIENT DRAWING NUMBER: 0001 SHEET SIZE: A0 SCALE: AS SHOWN

PROJECT No: C00820 WBS: 05BC DIS: CI DAL DOC ID: 0001 SHEET: 001 REV: 0


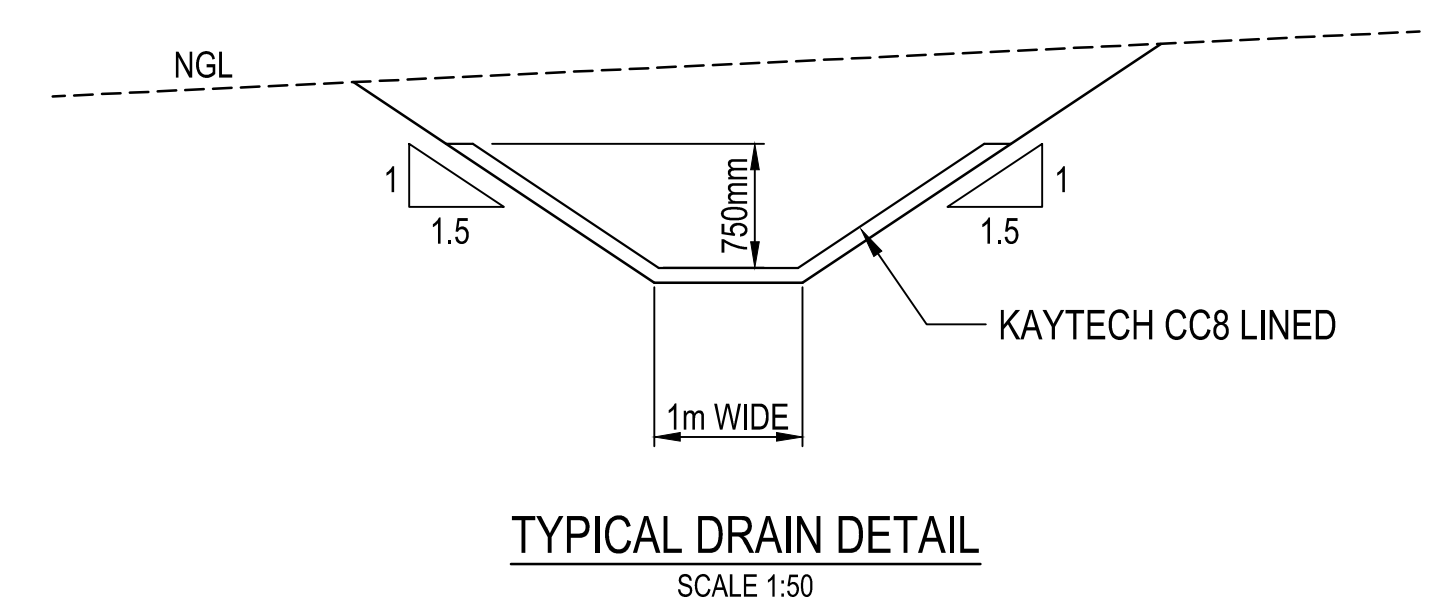


Cut/Fill Summary

Name	2d Area	Cut	Fill
VOL-SlurryPad-Drain1	4004.531sq.m	3715.310 Cu. M.	0

SETTING OUT CO-ORDINATES

POINT	Y	X
SW1	-29 125.886	2 883 880.245
SW2	-29 147.089	2 883 849.132
SW3	-29 141.514	2 883 843.993
SW4	-28 884.150	2 883 819.992
SW5	-28 853.899	2 883 826.684
SW6	-28 857.087	2 883 576.658
SW7	-28 850.773	2 883 502.805



SCALES:
Horizontal 1:1000
Vertical 1:250
DATUM 1540.000

CUT / FILL	1555
	-1.312
	-0.925
	-0.841
	-2.008
	-0.958
	-0.718
	-0.838
	-1.295
	-0.871
	-0.487
	-0.973
	-0.472
	-0.335
	-0.437
	-0.448
	-0.438
	-0.463
	-0.759
	-0.361
	-1.298
	-1.639
	-1.921
	-2.055
	-2.099
	-1.901
	-1.777
	-1.885
	-1.884
	-3.429
	-3.396
	-3.848
	-5.139
	-0.977
	-0.915
	-1.306
	-0.720
	-3.125
	-0.271
	-1.000

SLURRY PAD DRAIN 1

DRAWING No.	REFERENCE DRAWINGS	DRAWING No.	REFERENCE DRAWINGS	REV No.	DATE	REVISIONS	ST	DATE	REVISIONS	ST
C00820 05BC CI DAL 0002 001	SLURRY DRYING PAD DRAIN 1 - LAYOUT & SECTION							27/08/19	ISSUED FOR USE	
C00820 05BC CI DAL 0002 002	SLURRY DRYING PAD DRAIN 2 - LAYOUT & SECTION									

CLIENT	NAME	DATE	WP	NAME	DATE	WP	NAME	DATE
Lead Engineer			Piping Engineer		Drawn By	NM	02/07/19	
Process Engineer			Struct/Civil Engineer		Checked By			
Project Manager			Engineering Manager		Electrical Engineer			
			Project Manager		Instrument Engineer			
					Mechanical Engineer			
					Valving Engineer			

DRAWING NOT TO BE USED FOR CONSTRUCTION UNLESS SIGNED BY PROFESSIONAL ENGINEER / TECH.

DESIGNED, DRAWN AND ISSUED BY: _____

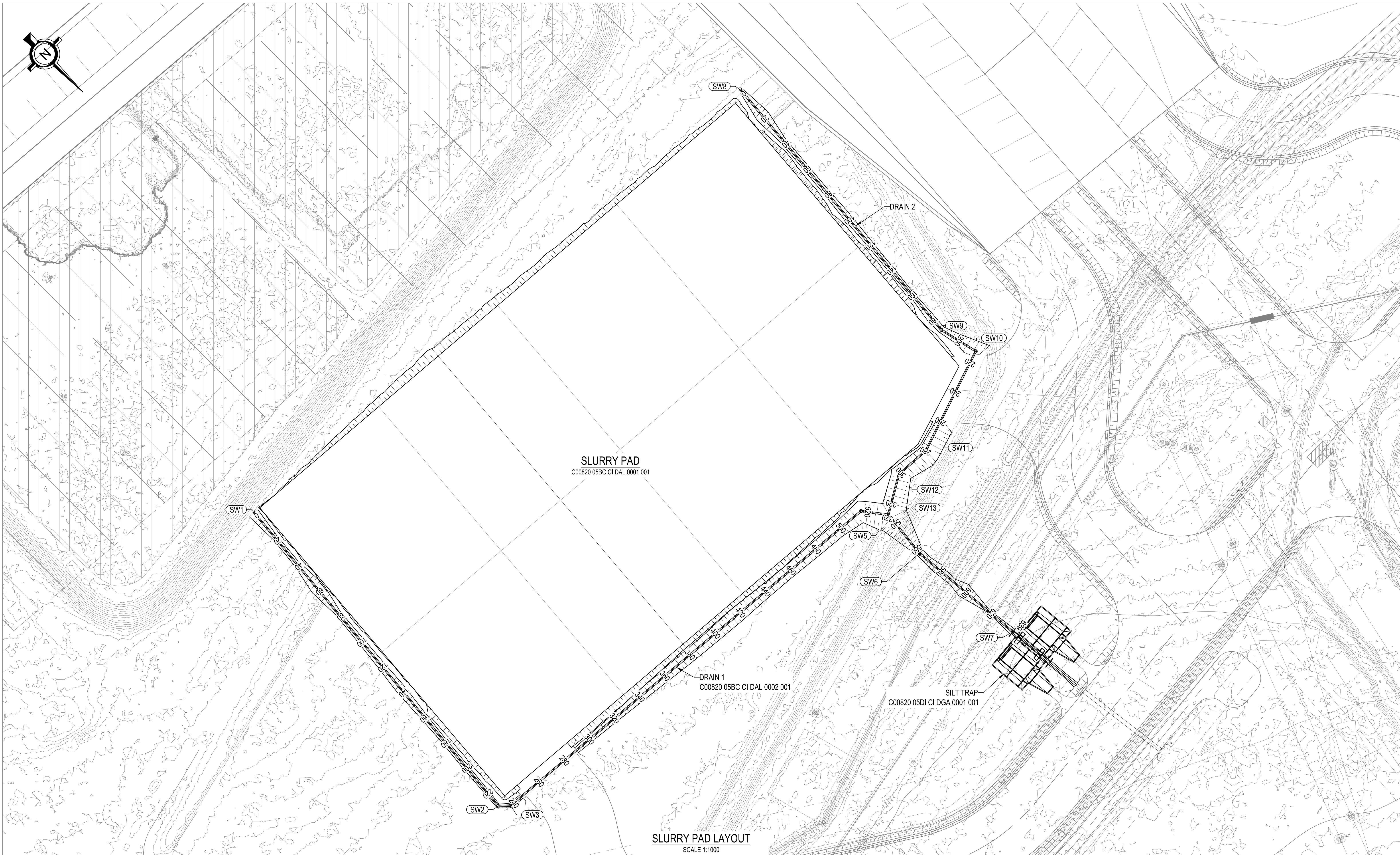
Professional Eng. / Tech. : _____

Reg. No. : _____ Rev. : _____

Worley SOUTH32
energy | chemicals | resources

VDDC PROJECT - FEASIBILITY
SITE INFRASTRUCTURE
SLURRY DRYING PAD DRAIN 1
LAYOUT & SECTION

CLIENT DRAWING NUMBER	0001	SHEET SIZE	A0	SCALE	AS SHOWN
PROJECT No.	00820	DOC No.	05BC	CI	DAL 0002
				SHEET	001
				REV	0

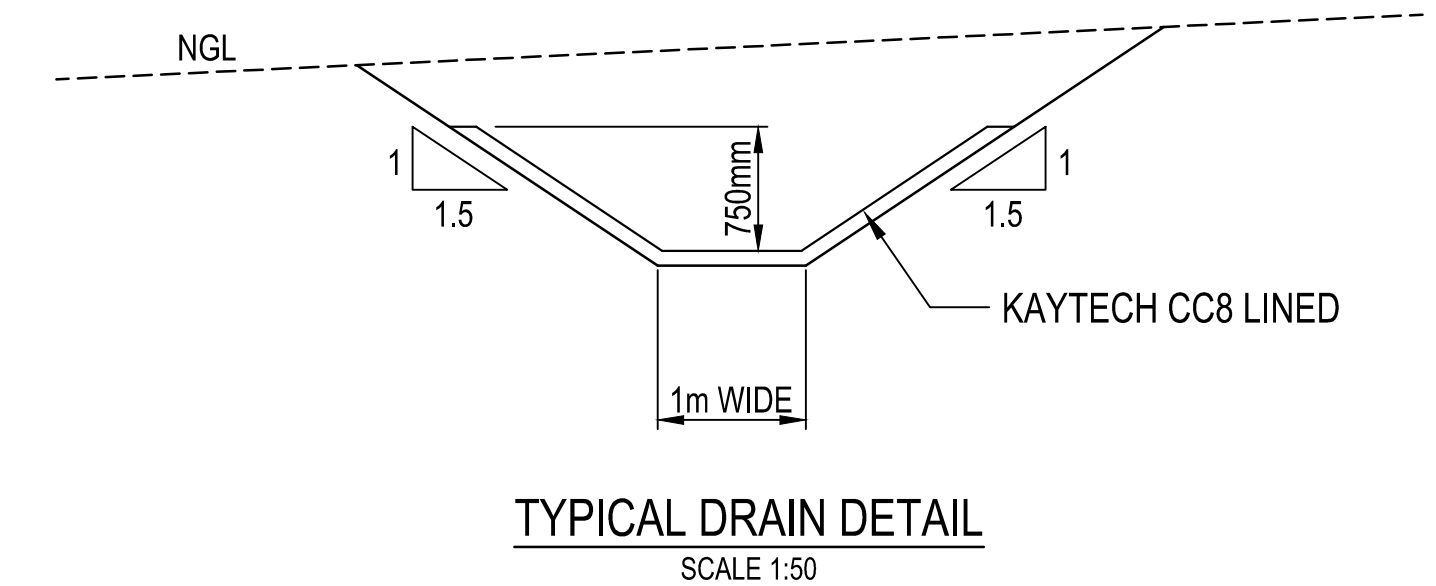


Cut/Fill Summary

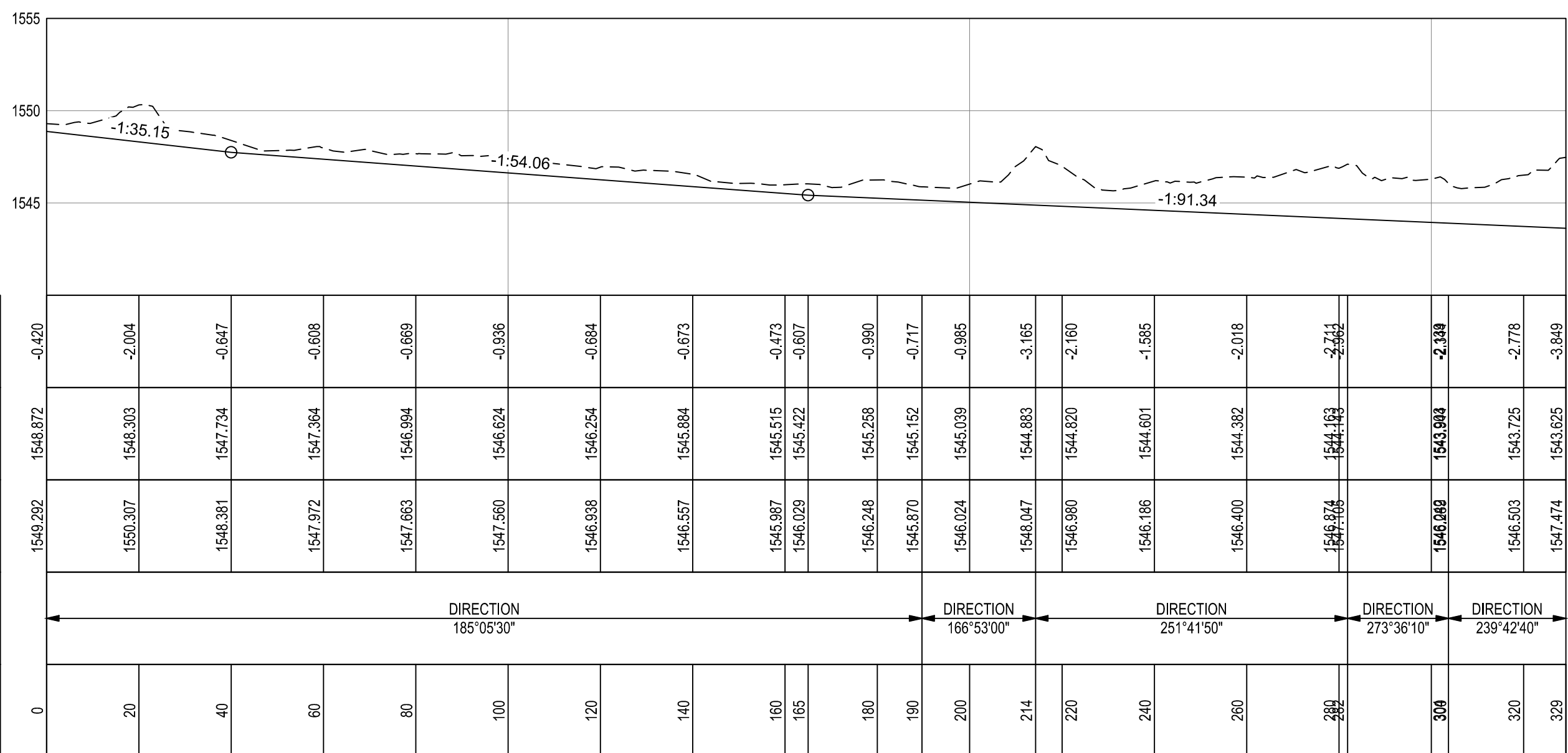
Name	2d Area	Cut	Fill
VOL-SlurryPad-Drain2	2405.013sq.m	2491.236 Cu. M.	0

SETTING OUT CO-ORDINATES

POINT	Y	X
SW8	-28 734.706	2 883 822.224
SW9	-28 751.536	2 883 663.336
SW10	-28 745.951	2 883 839.356
SW11	-28 810.112	2 883 618.132
SW12	-28 831.846	2 883 619.507
SW13	-28 853.899	2 883 606.684



SLURRY PAD LAYOUT
SCALE 1:1000



SCALES:
Horizontal 1:1000
Vertical 1:250
DATUM 1540.000

CUT / FILL	DRAIN CENTRE LINE (CL)	GROUND LEVELS ON CL	HORIZONTAL ALIGNMENT	DISTANCE (m)
-0.420	1548.872	1548.292	189°05'30"	0
-2.004	1548.301	1548.307	166°53'00"	20
-0.647	1547.724	1548.301	251°41'50"	40
-0.688	1547.365	1547.972	239°42'40"	60
-0.688	1546.996	1547.683		80
-0.698	1546.624	1547.360		100
-0.684	1546.254	1546.938		120
-0.673	1545.884	1546.597		140
-0.473	1545.515	1546.248		160
-0.607	1545.147	1545.907		180
-0.690	1544.778	1545.566		195
-0.717	1544.409	1545.225		200
-0.895	1544.040	1544.884		214
-3.165	1543.671	1544.543		220
-2.160	1543.302	1544.202		240
-1.695	1542.933	1543.861		260
-2.018	1542.564	1543.520		280
-2.221	1542.195	1543.179		300
-2.138	1541.826	1542.838		320
-2.178	1541.457	1542.497		329

DRAWING No.	REFERENCE DRAWINGS	DRAWING No.	REFERENCE DRAWINGS	REV No.	DATE	REVISIONS	BY	CHK	APP	REV No.	DATE	REVISIONS	BY	CHK	APP
C00820 05BC CI DAL 0002 001	SLURRY DRYING PAD DRAIN 1 - LAYOUT & SECTION										27/08/19	ISSUED FOR USE			
C00820 05BC CI DAL 0001 001	SLURRY DRYING PAD - LAYOUT & SECTION														

CLIENT	NAME	DATE	WP	NAME	DATE	WP	NAME	DATE
Lead Engineer			Piping Engineer		Drawn By	NM		02/07/19
Process Engineer			Struct/Civil Engineer		Checked By			
Project Manager			Engineering Manager		Project Manager			
			Instrument Engineer					
			Mechanical Engineer					
			Valving Engineer					

DRAWING NOT TO BE USED FOR CONSTRUCTION UNLESS SIGNED BY PROFESSIONAL ENGINEER / TECH.

DESIGNED, DRAWN AND ISSUED BY:
Professional Eng. / Tech. :.....
Reg. No. :..... Rev. :.....

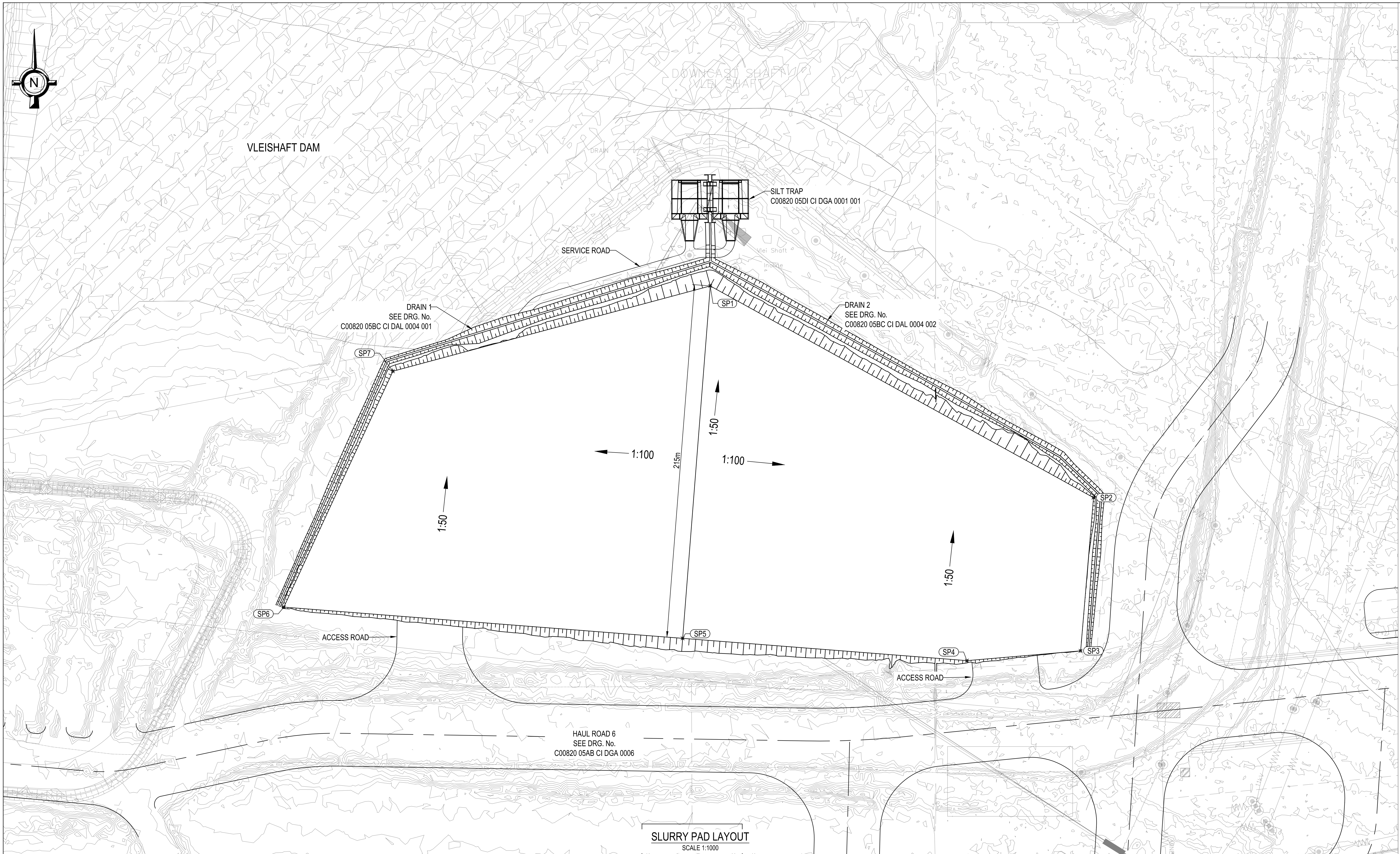
Worley SOUTH22 VDDC PROJECT FEASIBILITY STUDY

Worley RSA (Pty) Ltd
P.O. Box 812, Macpherson, 2107, South Africa
29 Nelson Mandela, Midrand, South Africa
Tel: 0800 807 807 | Fax: 0800 807 807
Web: www.worley.com | Email: info@worley.com

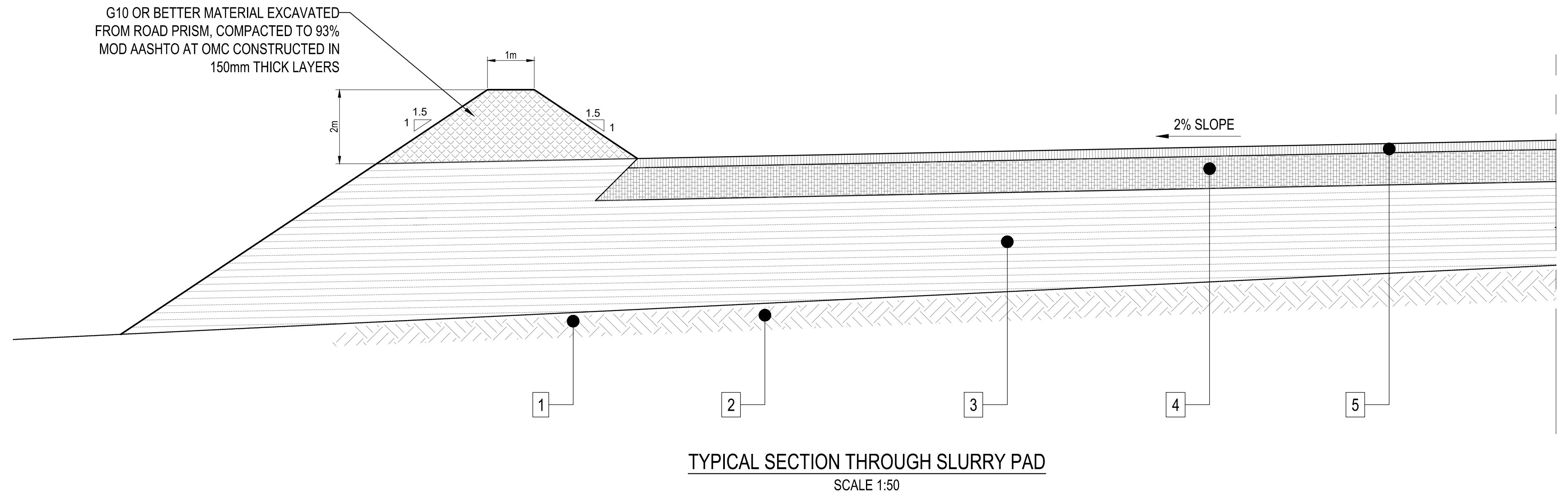
VDDC PROJECT - FEASIBILITY SITE INFRASTRUCTURE SLURRY DRYING PAD DRAIN 2 LAYOUT & SECTION

CLIENT DRAWING NUMBER: 0001 SHEET SIZE: A0 SCALE: AS SHOWN

PROJECT No.	ISS	DOC	CHG ID	DOC ID	SHEET	REV
C00820	05BC	CI	DAL	0002	002	0



SLURRY PAD LAYOUT
SCALE 1:1000



TYPICAL SECTION THROUGH SLURRY PAD
SCALE 1:50

LAYERWORKS

1. REMOVE 300mm TOPSOIL AND VEGETATION TO STOCKPILE.
2. RIP AND RE-COMPACT 200mm IN-SITU TO 93% MOD AASHTO
3. FILLS IN 500mm THICK LAYERS FROM DUMP ROCK STOCKPILE, COMPACTED TO ROCK COMPACTION SPECIFICATIONS
4. 500mm BASE LAYER FROM DUMP ROCK STOCKPILE COMPACTED IN 500mm LAYERS TO ROCK COMPACTION SPECIFICATIONS.
5. 200mm WEARING COURSE LAYER OF G7 AND STABILISED WITH DUST-A-SIDE.
6. FINISHING OF EMBANKMENTS WITH 150mm TOPSOIL AND HYDRO-SEEDING TO APPROPRIATE MIX FOR SEASON AND MICROCLIMATE

Cut/Fill Summary

Name	2d Area	Cut	Fill
VOL-SLURRY PAD	82013.648sq.m	386.322 Cu. M.	118913.296 Cu. M.

SETTING OUT

POINT	Y	X	LEVEL
SP1	-28 382.658	2 883 188.117	1538.858
SP2	-28 596.237	2 883 317.147	1539.115
SP3	-28 588.389	2 883 410.561	1541.064
SP4	-28 519.102	2 883 416.500	1541.874
SP5	-28 345.838	2 883 402.932	0.000
SP6	-28 102.761	2 883 383.897	1540.155
SP7	-28 189.234	2 883 240.122	1537.982

DRAWING No.	REFERENCE DRAWINGS	DRAWING No.	REFERENCE DRAWINGS	REV No.	DATE	REVISIONS	REV No.	DATE	REVISIONS
					27/08/19	ISSUED FOR USE			

CLIENT	NAME	DATE	WP	NAME	DATE	WP	NAME	DATE
Lead Engineer			Piping Engineer		Drawn By	NM	19/07/19	
Project Manager			Process Engineer		Checked By			
			Struct/Civil Engineer		Project S/Leader			
			Engineering Manager		Electrical Engineer			
			Instrument Engineer		Project Manager			
			Mechanical Engineer					

DRAWING NOT TO BE USED FOR CONSTRUCTION UNLESS SIGNED BY PROFESSIONAL ENGINEER / TECH.

DESIGNED, DRAWN AND ISSUED BY:
Professional Eng. / Tech. :.....
Reg. No. :..... Rev. :.....

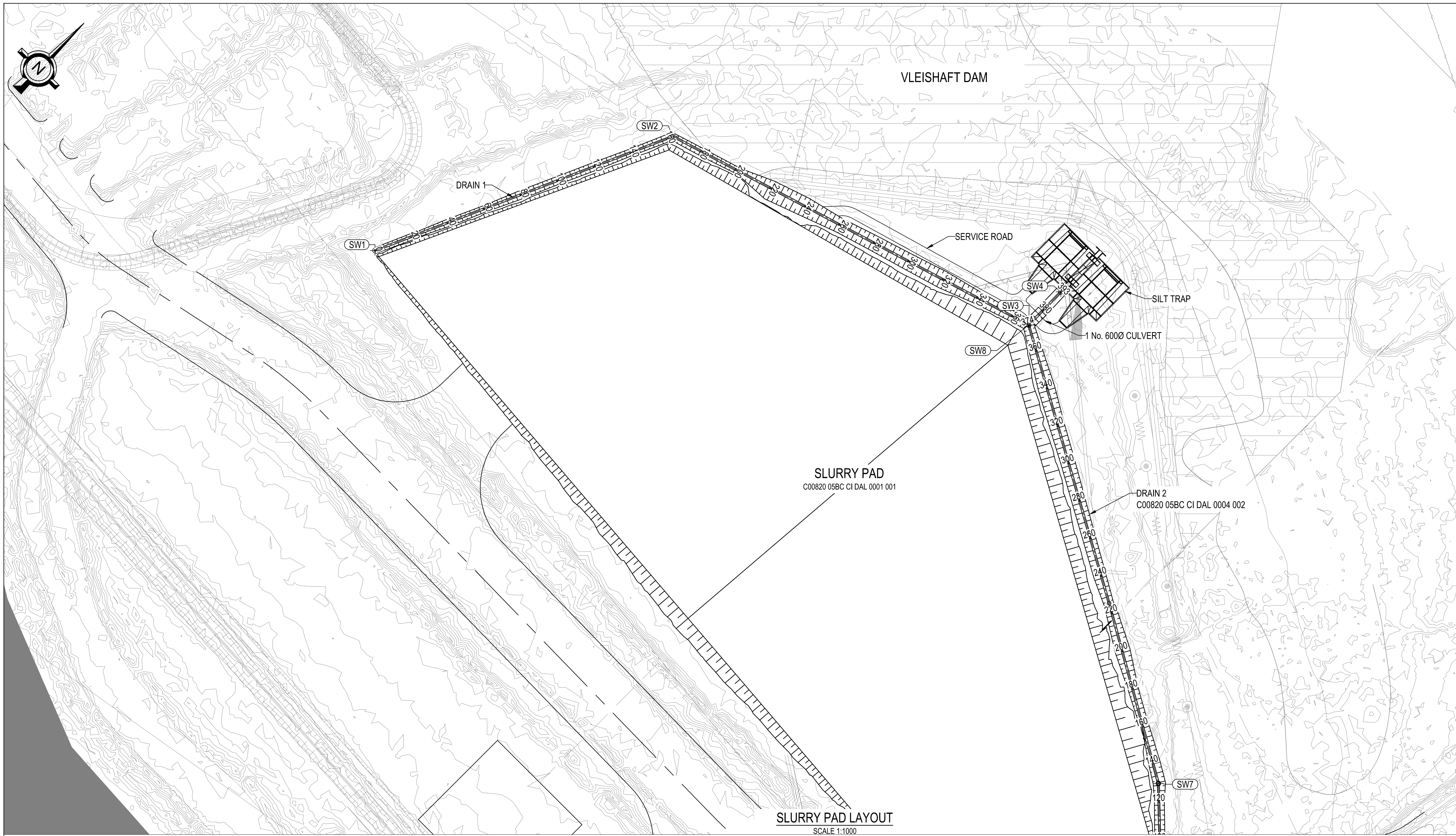
Worley SOUTHCO2 VDDC PROJECT FEASIBILITY STUDY

Worley energy | chemicals | resources

VDDC PROJECT - FEASIBILITY SITE INFRASTRUCTURE SECONDARY MIXED ROM COAL & SLURRY PAD LAYOUT & DETAILS

CLIENT DRAWING NUMBER: 0001 SHEET 001 OF 003

PROJECT No: C00820 DWS DVC DWG ID: DAL DOC ID: 0003 SHEET: 001 REV: 0

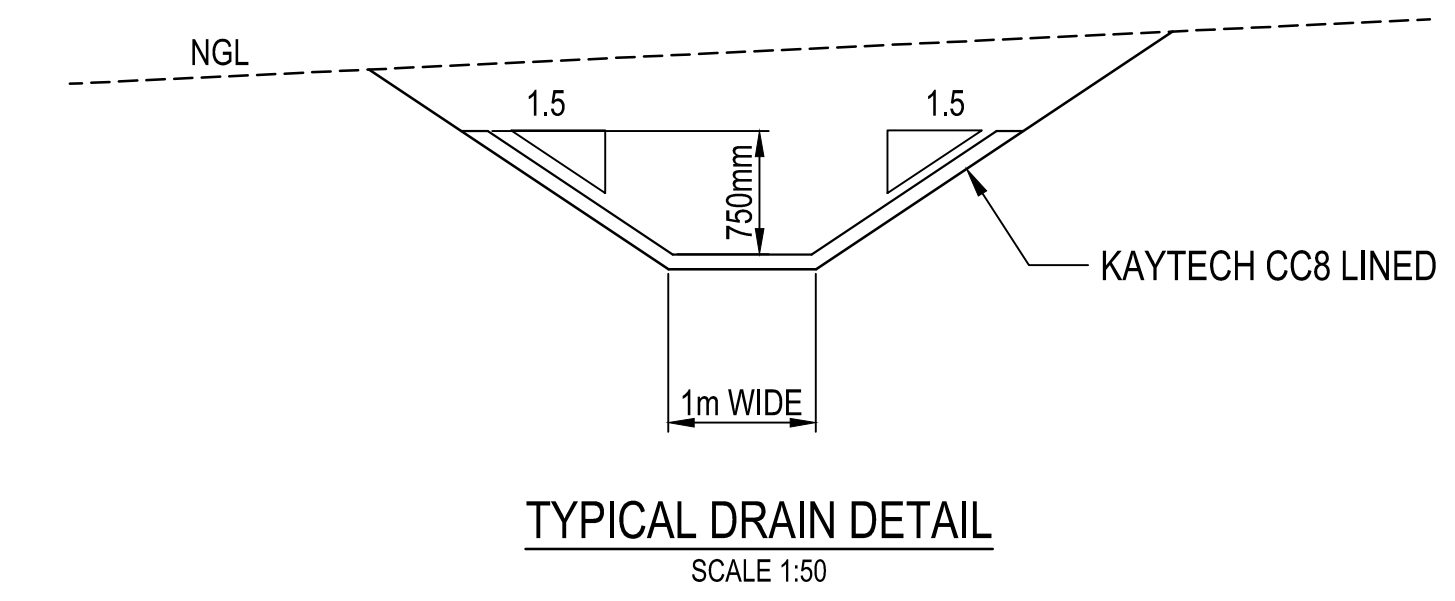


Cut/Fill Summary

Name	2d Area	Cut	Fill
VOL-DRAIN 1	2212.619sq.m	1734.406 Cu. M.	7.028 Cu. M.

SETTING OUT TABLE

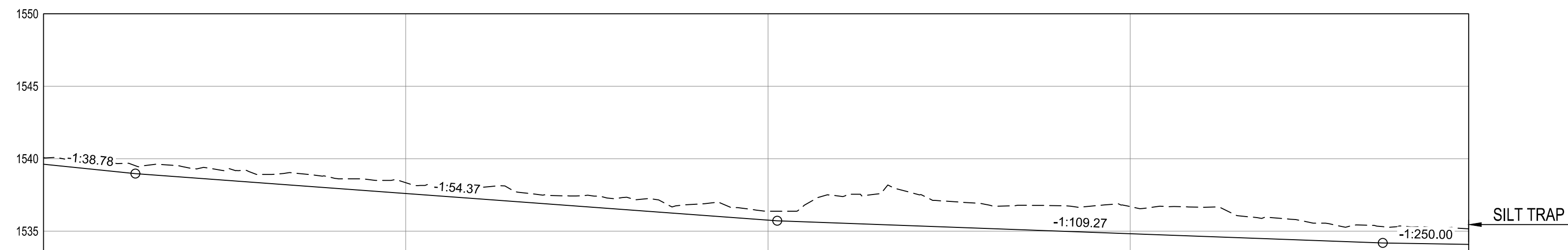
POINT	Y	X	LEVEL
SW1	-28 099.198	2 883 383.025	1539.620
SW2	-28 165.669	2 883 233.745	1536.427
SW3	-28 362.914	2 883 173.232	1534.177
SW4	-28 362.551	2 883 149.567	1534.082



SCALES:
Horizontal 1:1000
Vertical 1:250

DATUM 1530.000

CUT / FILL	DRAIN CENTRE LINE (CL)	GROUND LEVELS ON CL	HORIZONTAL ALIGNMENT	DISTANCE (m)
	1538.020	1541.986		0
	1538.104	1538.071		20
	1538.085	1538.038		25
	1538.097	1538.022		40
	1538.092	1538.012		60
	1537.981	1538.005		80
	1537.993	1538.046		100
	1537.925	1538.015		120
	1538.067	1537.957		140
	1538.040	1537.917		160
	1538.027	1537.938		165
	1538.122	1538.057		180
	1538.154	1538.078		200
	1538.107	1538.072		203
	1538.047	1537.901		220
	1538.064	1537.822		240
	1538.011	1538.044		260
	1538.098	1538.037		280
	1538.015	1538.090		300
	1538.032	1538.046		320
	1538.049	1538.011		340
	1538.086	1538.004		360
	1538.177	1538.008		370
	1538.136	1538.005		380
	1538.082	1538.053		390



SLURRY PAD DRAIN 1

DRAWING No.	REFERENCE DRAWINGS	DRAWING No.	REFERENCE DRAWINGS	REV No.	DATE	REVISIONS	REV No.	DATE	REVISIONS	CLIENT	NAME	DATE	WP	NAME	DATE	WP	NAME	DATE	
								27/08/19	ISSUED FOR USE										

DRAWING NOT TO BE USED FOR CONSTRUCTION UNLESS SIGNED BY PROFESSIONAL ENGINEER / TECH.
 DESIGNED, DRAWN AND ISSUED BY:
 Professional Eng. / Tech. :
 Reg. No. : Rev. :

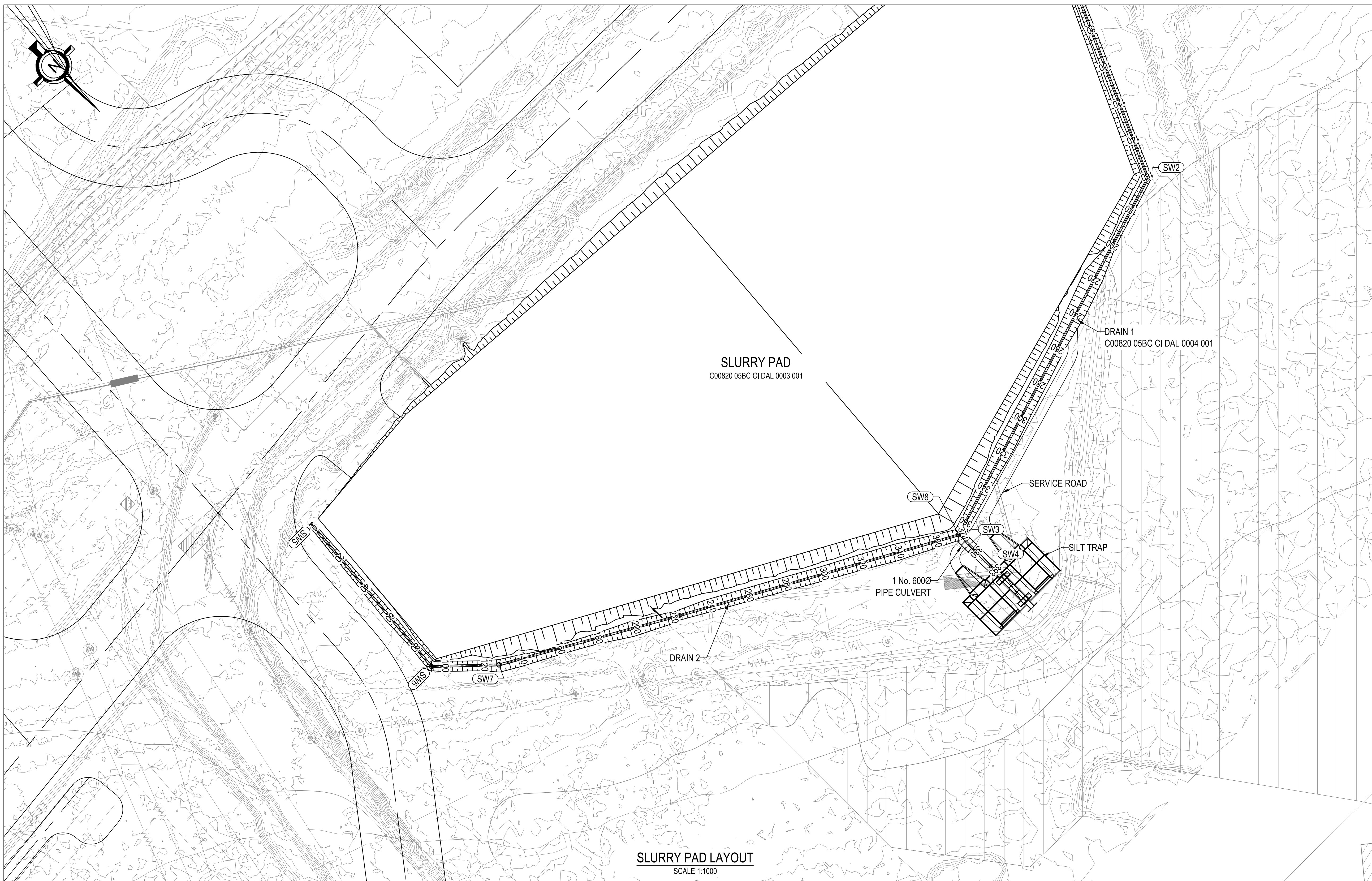
Worley SOUTH52 KODUK PROJECT FEASIBILITY STUDY

Worley energy | chemicals | resources

VDDC PROJECT - FEASIBILITY SITE INFRASTRUCTURE SECONDARY MIXED DRYING PAD DRAINAGE LAYOUT & SECTION - SHEET 1

CLIENT DRAWING NUMBER: 0001 SHEET 001 OF 001 SCALE: A0 AS SHOWN

PROJECT No.	WBS	DISC	DWG ID	DOC ID	SHEET	REV
C00820	05BC	CI	DAL	0004	001	0

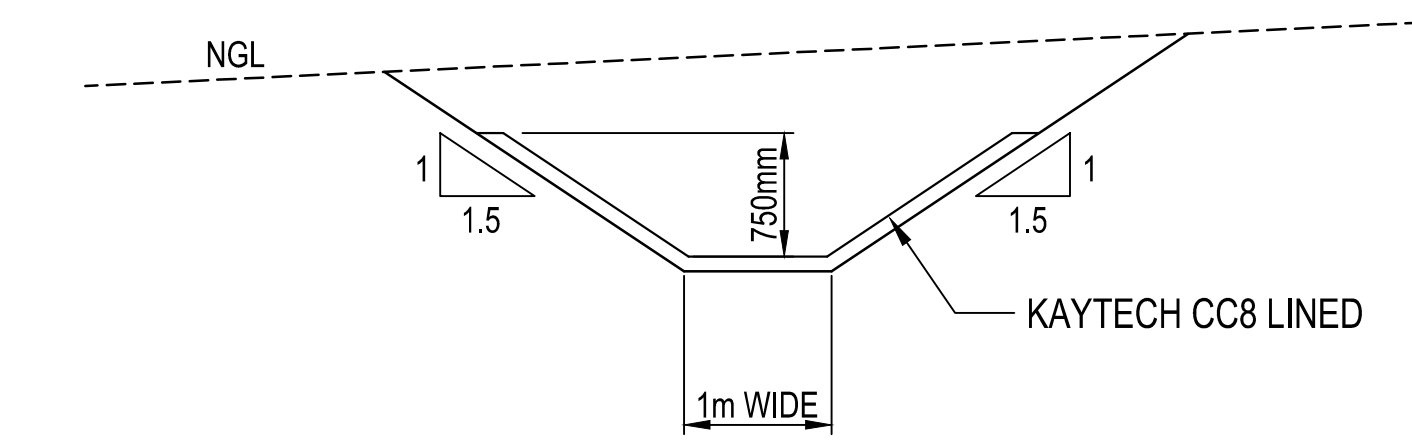


Cut/Fill Summary

Name	2d Area	Cut	Fill
VOL-DRAIN 2	2136.62sq.m	1493.369 Cu. M.	28.059 Cu. M.

SETTING OUT TABLE

POINT	Y	X	LEVEL
SW5	-28 592.964	2 883 410.461	1539.988
SW6	-28 600.946	2 883 316.180	1537.150
SW7	-28 575.980	2 883 292.375	1536.116
SW8	-28 362.914	2 883 173.232	1534.166



TYPICAL DRAIN DETAIL
SCALE 1:50

SCALES:
Horizontal 1:1000
Vertical 1:250

DATUM 1530.000

CUT / FILL	DRAIN CENTRE LINE (CL)	GROUND LEVELS ON CL	HORIZONTAL ALIGNMENT	DISTANCE (m)
-0.396	1540.000	1540.396	DIRECTION 164°50'20"	0
-0.658	1539.400	1540.058	DIRECTION 133°38'10"	20
-0.791	1538.600	1539.391	DIRECTION 118°53'30"	40
-1.042	1538.000	1539.042	DIRECTION 118°53'30"	60
-0.893	1537.600	1538.493	DIRECTION 118°53'30"	80
-0.952	1537.150	1538.102	DIRECTION 118°53'30"	95
-1.009	1537.000	1538.009	DIRECTION 118°53'30"	100
-1.090	1536.400	1537.490	DIRECTION 118°53'30"	120
-1.279	1535.800	1537.079	DIRECTION 118°53'30"	140
-1.440	1535.000	1536.440	DIRECTION 118°53'30"	160
-1.685	1534.100	1535.785	DIRECTION 118°53'30"	185
-1.840	1533.000	1534.840	DIRECTION 118°53'30"	200
-1.918	1532.000	1533.918	DIRECTION 118°53'30"	220
-2.017	1531.000	1533.017	DIRECTION 118°53'30"	225
-2.116	1530.000	1532.116	DIRECTION 118°53'30"	240
-2.440	1529.000	1531.440	DIRECTION 118°53'30"	260
-2.537	1528.500	1531.037	DIRECTION 118°53'30"	280
-2.663	1528.000	1530.663	DIRECTION 118°53'30"	300
-2.666	1528.000	1530.666	DIRECTION 118°53'30"	320
-2.807	1527.500	1530.207	DIRECTION 118°53'30"	340
-2.851	1527.000	1529.851	DIRECTION 118°53'30"	360
-2.846	1526.500	1529.546	DIRECTION 118°53'30"	374

SLURRY PAD DRAIN 2

DRAWING NOT TO BE USED FOR CONSTRUCTION UNLESS SIGNED BY PROFESSIONAL ENGINEER / TECH.

DESIGNED, DRAWN AND ISSUED BY:
Professional Eng. / Tech. :
Reg. No. : Rev. :

Worley SOUTHCOAST
KODIC PROJECT
FEASIBILITY STUDY

© COPYRIGHT HELD BY Worley. Copyright exists in this work. Any unauthorised reproduction in any manner in form, publication, printing or illustration of the work or any material or in execution of the work, any of the acts done, in whole or in part, without the prior written consent of Worley is prohibited. The user of this drawing shall be in compliance with the requirements of the Occupational Safety and Health Act 85 of 1993. No liability will be accepted unless inspection and certification is envisaged in the Act is conducted.

Worley energy | chemicals | resources
Worley RSA (Pty) Ltd
170, Main Rd, Midrand, 2008, South Africa
Tel: +27 (0) 11 811 1111 Fax: +27 (0) 11 811 1111

DRAWING No.	REFERENCE DRAWINGS	DRAWING No.	REFERENCE DRAWINGS	REV No.	DATE	REVISIONS	REV No.	DATE	REVISIONS	CLIENT	NAME	DATE	WP	NAME	DATE	WP	NAME	DATE	
					27/08/19	ISSUED FOR USE													

VDDC PROJECT - FEASIBILITY
SITE INFRASTRUCTURE
SECONDARY MIXED DRYING PAD
DRAINAGE LAYOUT & SECTION - SHEET 2

CLIENT DRAWING NUMBER: 0001
SHEET 002 OF 002

PROJECT No.	WBS	DISC	DWG ID	DOC ID	SHEET	REV
C00820	05BC	CI	DAL	0004	002	0

11.2 Waste classification of slurry in underground workings



SOUTH32 SOUTH AFRICA COAL HOLDINGS (PTY) LTD

**WOLVEKRANS COLLIERY: VANDYKSDRIFT CENTRAL MINING
INFRASTRUCTURE DEVELOPMENT
COAL SLURRY
GEOCHEMICAL ASSESSMENT AND WASTE CLASSIFICATION
REPORT**

Report No.: JW103/19/G535 - Rev 0

April 2019






Jones & Wagener

Engineering & Environmental Consultants

Internet presence: www.jaws.co.za

DOCUMENT APPROVAL RECORD

Report No.: JW103/19/G535 - Rev 0

ACTION	FUNCTION	NAME	DATE	SIGNATURE
Prepared	Natural Scientist	Marius van Zyl	18 April 2019	
Reviewed	Geochemist	Louis Naudé	29 April 2019	
Approved	Natural Scientist	Tolmay Hopkins	29 April 2019	

LOCATION: Lat: -26.07
(Decimal Degrees) Long: 29.29

RECORD OF REVISIONS AND ISSUES REGISTER

Date	Revision	Description	Issued to	Issue Format	No. Copies
25/04/2019	A	Draft for internal review	L. Naudé	Electronic	NA
29/04/2019	0	Draft for client review	Goodness Bopape	Electronic	NA

SOUTH32 SOUTH AFRICA COAL HOLDINGS (PTY) LTD

WOLVEKRANS COLLIERY: VANDYKSDRIFT CENTRAL MINING INFRASTRUCTURE DEVELOPMENT COAL SLURRY GEOCHEMICAL ASSESSMENT AND WASTE CLASSIFICATION REPORT

REPORT NO: JW103/19/G535 - Rev 0

<u>CONTENTS</u>	<u>PAGE</u>
1. INTRODUCTION	1
1.1 Background.....	1
1.2 Objectives	2
2. ANALYSES CONDUCTED	2
2.1 Samples.....	2
2.2 Analyses conducted	3
3. GEOCHEMICAL ASSESSMENT	3
3.1 Minerology	3
4. ACID BASE ACCOUNTING AND NETT ACID GENERATION	5
4.1 Introduction	5
4.2 Methodology	6
4.3 ABA Assessment Methods	6
4.4 Coal Slurry	7
5. SANS 10234 CLASSIFICATION	7
5.1 Physical hazards classification	7
5.2 Human health hazard classification	9
5.3 Aquatic environment hazards	10
6. OTHER REGULATORY REQUIREMENTS	11
6.1 Occupational Health and Safety Act.....	11
6.2 Hazardous Substance Act.....	11
6.3 SANS 10228	11
6.4 International Maritime Solid Bulk Cargoes Code	11
7. MEASURES TO BE IMPLEMENTED AT THE MIXED ROM COAL AND SLURRY STOCKPILE AREAS	11
8. CONCLUSIONS	12
9. RECOMMENDATIONS	13
10. REFERENCES	13

APPENDIXES

Appendix A	WATERLAB LABORATORY CERTIFICATES
Appendix B	INFOTOX WASTE CLASSIFICATION REPORT
Appendix C	SAFETY DATA SHEET

LIST OF TABLES

Table 3-1: XRD Analysis Results..... 4
Table 3-2: Total concentrations and Alloway Abundance Ratios 4
Table 4-1: Acid Generation Potential Results 7

DRAFT

ACRONYMS AND ABBREVIATIONS	
ABA	Acid base accounting
ATSDR	Agency for Toxic Substances and Disease Registry, U.S. Department of Health and Human Services
°C	Degrees Celsius
CAS	Chemical Abstract Service Number
DEA	Department of Environmental Affairs
DWA	Department of Water Affairs
DWAF	Department of Water Affairs and Forestry
DWS	Department of Water and Sanitation
ℓ	Litres
LC	Leach concentration in mg/ℓ
LCT	Leach concentration threshold in mg/ℓ
LC₅₀	The atmospheric or aquatic concentration of substance that is lethal to 50% of the exposed population.
LD₅₀	The amount of a toxic agent (as a poison, virus, or radiation) that is sufficient to kill 50 percent of a population of animals usually within a certain time.
LOAEL	Lowest observed adverse effect level
mg/kg	Milligram per kilogram
mg/ℓ	Milligram per litre
min	minute
mm	millimetre
NAG	Nett acid generation
pH	A sign used for indicating the acidity or alkalinity of a solution on a logarithmic scale on which 7 (pH 7) is neutral, lower values are more acid and higher values more alkaline. The pH is equal to $-\log_{10}c$, where c is the hydrogen ion concentration in moles per litre
SANS	South African National Standard
SDS	Safety Data Sheet
STOT-RE	Specific target organ toxicity – repeat exposure
TC	Total concentration in mg/kg

ACRONYMS AND ABBREVIATIONS	
TCT	Total concentration threshold in mg/kg
TDS	Total dissolved solids
TWA-OEL- RL	Time weighted average: Occupational Exposure Limit – Recommended Limit
XRD	X-Ray Diffraction

DRAFT



Jones & Wagener

Engineering & Environmental Consultants

59 Bevan Road PO Box 1434 Rivonia 2128 South Africa
tel: 00 27 11 519 0200 www.jaws.co.za email: post@jaws.co.za

SOUTH32 SOUTH AFRICA COAL HOLDINGS (PTY) LTD

WOLVEKRANS COLLIERY: VANDYKSDRIFT CENTRAL MINING INFRASTRUCTURE DEVELOPMENT COAL SLURRY GEOCHEMICAL ASSESSMENT AND WASTE CLASSIFICATION REPORT

REPORT NO: JW103/19/G535 - Rev 0

1. INTRODUCTION

1.1 Background

South32 SA Coal Holdings (Pty) Ltd (SAEC), is the holder of an amended mining right for coal granted by the Minister of Mineral Resources in terms of the Mineral and Petroleum Resources Development Act (MPRDA) and notarially executed on the 21st of May 2015 under Department of Mineral Resources (DMR) reference MP30/5/1/2/2/379MR in respect of SAEC's Wolvekrans Colliery.

Wolvekrans Colliery comprises of the following sections:

- Wolvekrans North Section (now referred to as Ifaletu Colliery) consisting of the Hartbeestfontein, Bankfontein (mining now ceased), Goedehoop, Klipfontein sections and the North Processing Plant. This was previously known as Middelburg Colliery; and
- Wolvekrans South Section (now referred to as Wolvekrans Colliery) consisting of the Wolvekrans, Vlaklaagte (mining ceased), Driefontein, Boschmanskrans, Vandyksdrift, Albion, Steenkoolspruit sections and South Processing Plants (Eskom and Export). This was previously known as Douglas Colliery.

The Vandyksdrift Central (VDDC) area falls within the footprint of historic underground mining operations at the old Douglas Colliery. In 2007, an amendment of the Environmental Management Programme Report (EMPR) for the Douglas Colliery operations was approved to allow the opencast mining of the remaining No. 5, No. 4, No. 2 and No. 1 seams. The opencast mining operations include the extraction of the remaining pillars, as well as roof and floor extraction.

Historically fine coal slurry was disposed of in the No. 2 seam mine workings. During the opencast mining process, therefore, the fine coal slurry will be removed together with the coal recovered from the remaining pillars, roof and floor extraction. The fine coal will be in a wet state, due to the historical flooding of the mine and, hence, the mixed Run of Mine (ROM coal) and slurry will be firstly stored on mixed ROM and coal slurry stockpile areas where it will be allowed to dry. The mixed ROM coal and coal slurry will be transported to the existing processing plant.

JONES & WAGENER (PTY) LTD REG NO. 1993/002655/07 VAT No. 4410136685

DIRECTORS: GR Wardle (Chairman) PrEng MSc(Eng) FSAICE JP van der Berg (CEO) PrEng PhD MEng FSAICE JE Glendinning PrSciNat MSc(Env Geochem) MSAIEG M Rust PrEng PhD MSAICE TM Ramabulana BA(Social Sciences) JS Msiza PrEng BEng(Hons) MBA MSAICE MIVWMSA A Oosthuizen (Alternate) PrEng BEng(Hons) MSAICE
TECHNICAL DIRECTORS: D Brink PrEng BEng(Hons) FSAICE NJ Vermeulen PrEng PhD MEng MSAICE HR Aschenborn PrEng BEng(Hons) MSAICE MW Palmer PrEng MSc(Eng) MSAICE TG le Roux PrEng MEng MSAICE GB Simpson PrEng MEng FSAIAE G Harli PrEng MEng MSAICE JS Hex PrSciNat MSc(Env Man) PJJ Smit PrEng BEng(Hons) MSAICE C Cilliers PrEng BEng(Hons) MSAICE NW Nxumalo PrEng MSc(Eng) MSAICE F Hörtkorn PrEng Dr.-Ing MSAICE TAL Green PrEng BSc(Eng) MSAICE H Davis PrEng BSc(Hons) GDE FSAICE
ASSOCIATES: RA Nortjé PrEng MSc(Eng) MSAICE MIVWMSA J Breyl PrEng BEng(Hons) MSAICE N Malepfana PrEng BSc(Eng) GDE MSAICE CJ Liebetrau PrEng MEng SACPCMP
CONSULTANTS: PW Day PrEng DEng HonFSAICE JA Kempe PrEng BSc(Eng) GDE MSAICE AIstructE BR Antrobus PrSciNat BSc(Hons) MSAIEG PG Gage PrEng CEng BSc(Eng) GDE MSAICE AIstructE M van Zyl PrSciNat BSc(Hons) MIVWMSA
FINANCIAL MANAGER: CJ Ford BCompt ACMA CGMA



South32 requested Jones & Wagener Engineering and Environmental Consultants, (Pty) Ltd (J&W) to classify the fine coal slurry as required in terms of the “*Waste Classification and Management Regulations*”, Government Notice Regulations (GNR) 634 of August 2013 (DEA, 2013). In addition, a geochemical assessment of the fine coal slurry is also required.

1.2 Objectives

The objectives of this project and, hence this report are as follows:

- Conduct a geochemical assessment of the fine coal slurry;
- Conduct a SANS 10234 classification of the fine coal slurry as required in terms of GNR 634;
- Develop a Safety Data Sheet (SDS) for the fine coal slurry based on the SANS 10234 classification results.

The fine coal slurry classification took the wet and dry states of the fine coal into account.

2. ANALYSES CONDUCTED

2.1 Samples

South32 collected the samples for the geochemical assessment and waste classification by pumping two VDDC boreholes that extends into the mine workings where slurry was historically disposed of, boreholes WBH 2510 and UB 110. During the pumping process significant amounts of water were abstracted together with the fine coal slurry as shown in **Plate 2-1** below.

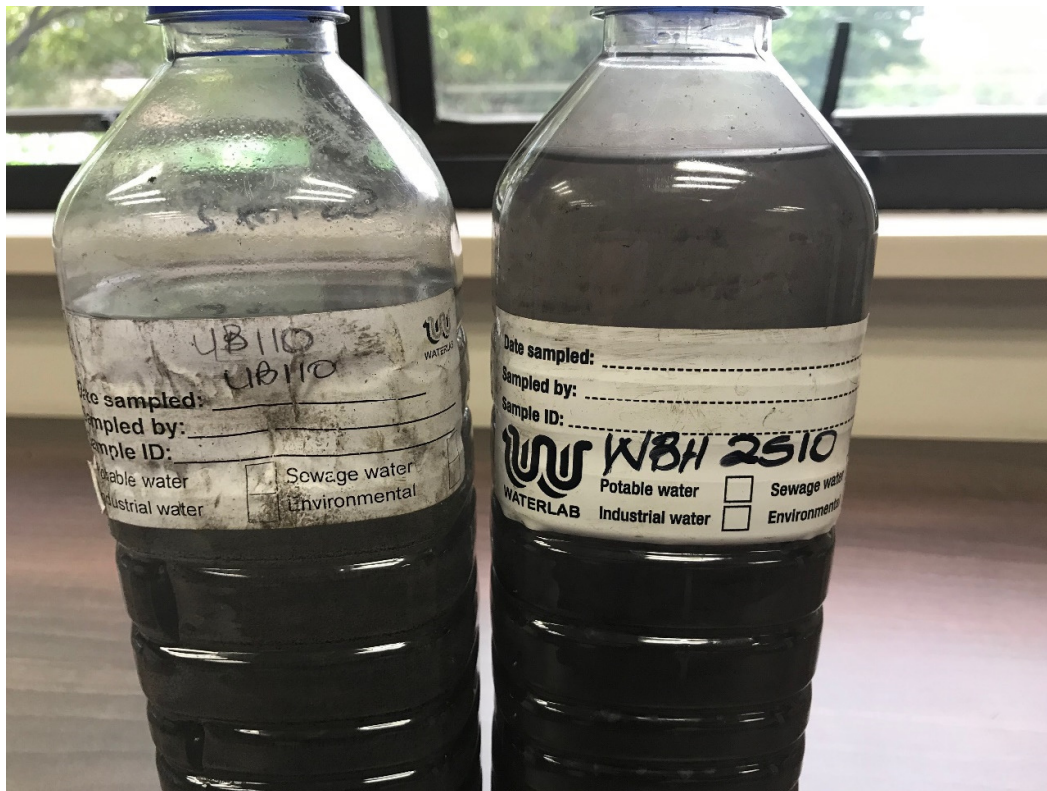


Plate 2-1: Water samples collected from VDDC boreholes

2.2 Analyses conducted

The samples containing the fine coal was submitted to Waterlab, a SANAS accredited laboratory located in Pretoria on 19 February 2019, for the required analyses. Due to the very limited amounts of fine coal in the water samples, the solid fractions were combined after the filtering process of the two water samples in order to ensure sufficient availability of sample for the various tests.

The following analyses were conducted on the fine coal recovered from the samples after drying:

- XRD analysis, including the determination of the amorphous percentage (coal);
- TCLP (pH 5.0) leach test to determine the leachable concentrations (LCs) of the metals, anions and organics of concern;
- Bio-elution, including gastric, intestinal, alveolar and sweat tests, of the metals and anions of interest. These tests are required for the SANS 10234 health classification. The tests were not performed on the;
- Transformation dissolution testing of the metals and anions of interest, This tests are required for the SANS 10234 aquatic environment classification. These tests were not performed on the;
- Total concentration (TC) analyses of the fine coal:
- Sulfur speciation, Nett Acid Generation (NAG) and Acid Base Accounting (ABA).

A paste pH could not be conducted due to the limited fine coal slurry recovered from the two water samples.

Physical hazard tests, such as flammability, could not be performed on the coal slurry due to the limited amount of sample recovered, i.e., 16 grams

The two water fractions from which the fine coal was removed, was also analysed as this information may augment available information for the geohydrological studies undertaken at VDDC.

The laboratory certificates are attached as **Appendix A**.

3. GEOCHEMICAL ASSESSMENT

3.1 Minerology

The results from the XRD analysis of the fine coal are presented in **Table 3-1**. The major minerals in the fine coal sample in descending order are kaolinite, quartz, muscovite, microcline, goethite and dolomite. The amorphous (graphite) percentage in the sample was 54.45%. It is noted the XRD results did not indicate any pyrite (FeS) or siderite (FeCO₃), which can result in the generation of Acid Mine Drainage (AMD)¹.

Table 3-2 shows the total concentrations of various heavy metals in the coal slurry sample collected. Also indicated in the table are the Alloway Crustal Abundance concentrations of the particular elements, which is simply an indication of the average abundance of an element in the earth's crust (Alloway *et al.*, 1995). By calculating the ratio of the elemental concentrations to the average composition of the earth's crust (Crustal abundances) an

¹ Although initially adding to alkalinity, the eventual oxidation of the ferrous iron of the siderite, and the precipitation of iron hydroxide consumes base ions thereby reducing the ability of siderite to off-set acid generation (Skousen *et al.*). This means there is potential for over estimate on of neutralising potential in the laboratory ABA testing.

indication can be obtained whether the concentration of a particular element is raised above the average crustal abundance due to natural processes.

The comparison to the average Crustal Abundance is geochemically accepted as a means of highlighting elements, which may possibly be enriched in the various lithologies. Although enrichment does not necessarily indicate that the element is likely to be an environmental risk, it does, however, indicate where attention should be focussed when assessing metal mobility/solubility.

Based on the information obtained, the coal slurry has concentrations of arsenic, barium, iron, molybdenum and zinc which are elevated above the average Alloway Crustal Abundance- see **Table 3-2**.

Table 3-1: XRD Analysis Results

Fine Coal Slurry Sample from No 2 Seam		
Mineral	Chemical Formula	Amount (weight %)
Quartz	SiO ₂	14.18
Goethite	FeO(OH)	0.51
Kaolinite	Al ₂ Si ₂ O ₅ (OH) ₄	21.13
Dolomite	Ca/Mg (CO ₃) ₂	0.41
Microcline	KAlSi ₃ O ₈	4.52
Muscovite	KAl ₂ ((OH) ₂ AlSi ₃ O ₁₀	4.8
Amorphous (likely to be organic carbon)		54.45

Table 3-2: Total concentrations and Alloway Abundance Ratios

Element	Fine Coal Slurry		Alloway Crystal Abundance
	mg/kg	Ratio	mg/kg
Antimony (Sn)	2.00	0.9	2.2
Arsenic (As)	6.00	4.0	1.5
Barium (Ba)	548	1.3	425
Cadmium (Cd)	<0.400	NA	0.1
Cobalt (Co)	13	0.7	20
Chromium (Cr)	66	0.7	100
Copper (Cu)	26	0.5	50
Iron (Fe)	3.8%	1.2	3.2%
Lead (Pb)	1.6	0.1	14
Mercury (Hg)	<0.400	NA	0.05
Manganese (Mn)	412	0.4	950
Molybdenum (Mo)	2	1.3	1.5
Nickel (Ni)	36	0.5	80
Selenium (Se)	<4.0	NA	0.05
Vanadium (V)	64	0.4	160


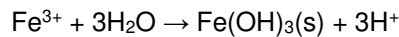
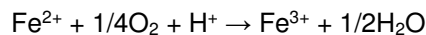
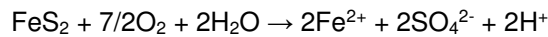
Element	Fine Coal Slurry		Alloway Crystal Abundance
	mg/kg	Ratio	mg/kg
Zinc (Zn)	94	1.3	75

4. ACID BASE ACCOUNTING AND NETT ACID GENERATION

4.1 Introduction

Coal deposits and the associated carbonaceous shales are associated with the sulfide mineral pyrite (FeS_2). Sulfide minerals are geochemically unstable and will spontaneously begin to oxidise to produce undesirable effects such as a low pH, high sulfate concentrations and significant increases in the concentrations of certain other elements, such as aluminium, iron and manganese, when exposed to both oxygen and water.

The chemical reactions governing pyrite oxidation (Evangelou and Zhang, 1995) are as follows:



Reactions 1 and 4 indicate that Fe^{3+} and O_2 are the major oxidants of pyrite given rise to a weak sulfuric acid (H_2SO_4), which lowers the pH of the associated water. The low pH then results in the mobilisation of heavy metals, such as manganese. Reaction 1 shows the direct reaction of O_2 with pyrite to produce Fe^{2+} which is then oxidised to Fe^{3+} by O_2 as shown in Reaction 2. Finally, Reaction 3 shows $\text{Fe}(\text{OH})_3$ precipitate formation. (Evangelou and Zhang, 1995).

At low pH (< 4.5), Fe^{3+} oxidises pyrite much more rapidly than O_2 , and O_2 oxidises dissolved Fe^{2+} to Fe^{3+} . For this reason, Reaction 2 is known to be the rate-limiting step in abiotic pyrite oxidation. However, iron-oxidising bacteria, especially *Thiobacillus ferrooxidans* and *Thiobacillus thiooxidans*, can accelerate the rate of Fe^{2+} oxidation by a factor of 106. *T. ferrooxidans* is an acidophilic chemolithotrophic organism that is abundant in geologic environments containing pyrite. Thus, in the presence of *T. ferrooxidans* and under low pH conditions, pyrite oxidation can be described by Reactions 2 and 4 (Evangelou and Zhang, 1995).

At neutral to alkaline pH values, the abiotic rate of Fe^{2+} oxidation rises rapidly, but the Fe^{3+} concentration also decreases greatly due to the precipitation of ferric hydroxide as described by Reaction 3. Because there is probably very little bacterial participation in pyrite oxidation at neutral to alkaline pH, some researchers suggested that in such environments, O_2 is a more important pyrite oxidant than Fe^{3+} . This suggestion, however, is contradicted by the finding that that Fe^{3+} is the preferred pyrite oxidant at circum-neutral pH, and the principle role played by O_2 is to oxidise Fe^{2+} and thereby sustain the pyrite oxidation cycle (Evangelou and Zhang, 1995).

Reaction 3, taking place at pH values as low as 3, is a readily reversible dissolution / precipitation reaction that serves as a source, as well as a sink of solution Fe^{3+} , and is a major step in the release of acid to the environment (Evangelou and Zhang, 1995).

4.2 Methodology

Acid Base Accounting methods were used to determine the likelihood of acid generation occurring at some time in the future. In order to do this, a series of analytical tests were undertaken according to the modified Sobek method described in the Mine Environment Neutral Drainage (MEND) Manual 1.16.1b (Coastech Research Inc, 1991). The following procedures and tests were undertaken on the coal slurry sample:

- Drying of the samples at 40°C;
- Grinding of the samples to < 0.075 mm;
- Total sulfur: determined by the LECO method and sulfate-sulfur determined by pyrolysis at 550°C reported as % sulfur;
- Sulfide-sulfur: calculated by subtracting sulfate-sulfur from sulfide -sulfur;
- The Acid Generating Potential (AP): calculated from the total sulfur and sulfide sulfur; $AP \text{ (kg/t CaCO}_3\text{)} = 31.5 \times \% \text{ Sulfur}$;
- Neutralising Potential (NP): determined by titration of the sample with sulfuric acid and reported as kg/t CaCO₃;
- Nett Acid Generation (NAG): determined by complete oxidation of sulfide in the sample using 15% H₂O₂. Two results from the NAG test are reported the final pH of the solution and mass of acid in kg CaCO₃/t of required to titrate the solution back to pH 4.5 and 7.

4.3 ABA Assessment Methods

In this ABA study two assessment methods have been used to determine the potential for AMD (also referred to as Acid Rock Drainage [ARD]) from the fine coal slurry, namely the MEND (Price, 1997) method and the AMIRA (2002) method. Both of these methods are widely used in the industry and are internationally accepted.

MEND

The methodology for determining AMD potential according to the MEND method is as follows.

The Neutralising Potential Ratio (NPR) was calculated ($NPR = NP/AP$) and the sample classified according to the following:

- $NPR < 1$: Potentially acid-generating (PAG);
- $1 < NPR < 2$: Uncertain potential for acid-generation; and
- $NPR > 2$: Non-acid-generating (NAG).

AMIRA

The AMIRA method uses the final NAG pH and Net Acid Producing Potential (NAPP) calculated by:

$NAPP = AP - NP$ (note the AMIRA method uses units of kg H₂SO₄/t)

The criteria for assessment is as follows:

- If NAG pH < 4.5 and NAPP > 0 then the sample is potentially acid generating (PAG),
- If the NAG pH > 4.5 and the NAPP is < 0 then the sample is non-acid generating; otherwise,
- It is uncertain if the sample will be acid generating.

4.4 Coal Slurry

The coal slurry sample was subjected to Acid Base Accounting (ABA) and Net Acid Generation (NAG) potential testing. The results are indicated in **Table 4-1**.

The NPR results of the coal slurry is below one, the Net Acid Producing Potential is positive at NAG pH below 7.0 and the sample is therefore classified as Potentially Acid Generating (PAG) according to both the AMIRA and MEND systems – see **Table 4-1**.

Table 4-1: Acid Generation Potential Results

Parameter	VDDC COAL SLURRY
Paste pH	Not determined
Total Sulfur (%) (LECO)	0.50
Sulfate sulfur	0.43
Sulphide sulfuer	0.07
AMIRA	
Acid Potential (AP) (kg/t)	16
Neutralization Potential (NP)	12
Nett Neutralization Potential (NNP)	-3.64
Neutralising Potential Ratio (NP/AP)	0.766
MEND	
pH 4.5	
NAG pH	6.2
Nett Acid Producing Potential (kg H ₂ SO ₄ /t) TS	<0.01
pH 7	
NAG pH	6.2
Nett Acid Producing Potential (kg H ₂ SO ₄ /t) TS	0.02
ARD Assessment	
MEND - Based on total sulfur	Potentially Acid Generating
AMIRA - Based on total sulfur	Potentially Acid Generating
Overall	Potentially Acid Generating

5. SANS 10234 CLASSIFICATION

The results from the various analyses were used to classify the coal slurry in terms of SANS 10234 (SABS, 2008). SANS 10234 is similar to the Globally Harmonized System of Classification and Labelling of Chemicals (GHS), except that, as per South African legislation, non-general waste also has to be classified using SANS 10234 (DEA, 2013).

5.1 Physical hazards classification

5.1.1 Explosives

The coal slurry is assumed not to be explosive. Coal in general may, however, generate flammable volatiles, which may lead to explosions in a confined space.

5.1.2 Flammable gases

In terms of SANS 10234, flammable gases are:

1. Gases that, at 20°C and a standard pressure of 101.3 kPa:
 - a. are ignitable when in a mixture of 13 % or less, by volume, in air; or
 - b. have a flammable range with air of at least 12 percentage points regardless of the lower flammable limit.
2. Gases that, at 20°C and a standard pressure of 101.3 kPa, are flammable while mixed in air.

The coal slurry, which is in a wet state, is not a gas.

5.1.3 Oxidizing gases

The coal slurry is unlikely to generate and or contain any oxidising gases, such as excessive oxygen concentrations or chlorine.

5.1.4 Gases under pressure

The coal slurry is not a gas.

5.1.5 Flammable liquids

SANS 10234 lists four categories for flammable liquids, namely:

- 1: Closed-cup flash point < 23 °C and initial boiling point < 35 °C
- 2: Closed-cup flash point < 23 °C and initial boiling point > 35 °C
- 3: Closed-cup flash point > 23 °C and < 60 °C
- 4: Closed-cup flash point > 60 °C < 93 °C

It is unlikely that the coal slurry will contain any flammable liquids as it is in a wet state.

5.1.6 Flammable solids

Two categories are distinguished:

Category 1: Substances or mixtures other than metal powders:

- a. Burning time < 45 seconds or burning rate > 2.2 mm/s, and the wetted zone does not stop flame propagation for at least 4 min.
- b. Metal powders with a burning time < 5 min.

Category 2: Substances or mixtures other than metal powders:

- a. Burning time < 45 seconds or burning rate > 2.2 mm/s, and the wetted zone stops flame propagation for at least 4 min.
- b. Metal powders with a burning time > 5 min and < 10 min.

It is highly unlikely that the coal slurry will exhibit any of the above characteristics, therefore it falls outside this category. The flammability of the coal slurry was discussed verbally with Mr Kobie Strydom of the CSIR's Firelab and he indicated that it is highly unlikely that the coal slurry will meet the flammability test criteria as stated above.

It is known that coal may contain flammable volatiles that may lead to spontaneous combustion – see **Section 6.4** in this regard.

5.2 Human health hazard classification

5.2.1 Introduction

Infotox conducted the SANS 10234 classification in terms human health hazards, which includes acute toxicity, skin and eye corrosion and irritation, skin and respiratory sensitisation, germ cell mutagenicity, carcinogenicity, reproductive toxicity, specific target organ toxicity and aspiration hazards.

The Infotox report for the coal slurry is attached as **Appendix B**.

5.2.2 Acute toxicity

In terms of SANS 10234 substances are allocated to one of five acute toxicity hazard categories based on acute toxicity (lethal dose data) by the oral, dermal or inhalation route of exposure. Acute toxicity values, namely, the 50 per cent lethal dose (LD₅₀) for oral or dermal exposure and the 50 per cent lethal concentration (LC₅₀) for inhalation exposure, are used for classification purposes.

The bio-elution - and the deionised water leach results conducted by Waterlab were used by Infotox to establish the oral, dermal and inhalation acute toxicity of the coal slurry. Based on the results obtained the slurry is not classified as acutely toxic by the oral, dermal or inhalation routes of exposure – see **Appendix B**.

5.2.3 Skin and eye corrosion and irritation

In terms of SANS 10234, substances may be classified as skin corrosives or skin irritants, depending on the results of animal toxicity studies, or based on the hazard classifications of constituents of the coal slurry. In addition, if the pH of the substance is less than 2.0 or more than 11.5, the substance is classified as a skin corrosive. If none of the criteria are met, the substance is classified as non-hazardous with regard to corrosive or irritant effects on the skin.

For this hazard assessment, Infotox used the sweat bio-elution results for the calculations.

The slurry is not classified as hazardous to the skin or eyes. Although SANS 10234:2008 does not include a specific hazard class for mechanical irritation, it is noted that dust and grit from dry coal slurry may cause mechanical abrasion, and thus irritation in case of prolonged exposure of the unprotected skin and eyes.

5.2.4 Skin and respiratory sensitisation

SANS 10234 defines a respiratory sensitiser as a substance that will cause hypersensitivity of the airways following inhalation of the substance and a skin sensitiser is a substance that will cause an allergic response following skin contact.

Based on the laboratory results evaluated, Infotox concluded that the coal slurry is not classified as a skin or respiratory sensitiser.

5.2.5 Germ cell mutagenicity

In terms of SANS 10234, germ cell mutagenicity entails chemicals that cause mutations in germ cells of humans and that can be transmitted to the progeny. Germ cells are cells in the reproductive tract that develop into sperm and ova.

A germ cell mutagen can be classified in one of two hazard categories according to the weight of evidence available. Test results obtained by animal testing for mutagenic and/or genotoxic effects in germ cells and/or somatic cells are considered.

The slurry is not classified as hazardous with regard to germ cell mutagenicity based on the laboratory results obtained – see **Appendix B**.

5.2.6 Carcinogenicity

SANS 10234 states that the classification of a substance as a carcinogen is based on the inherent properties of a substance and does not provide information on the level of the human cancer risk, which the use of the substance may present. Classification of a chemical or product as a carcinogen identifies a hazard but does not involve or imply any classification of the potential risks associated with exposure in terms of dose.

In terms of SANS 10234, substances with a concentration of 0.1% and above must be considered in terms of carcinogenicity.

Infotox did not classify the coal slurry as hazardous with regard to carcinogenicity – see **Appendix B**.

5.2.7 Reproductive toxicity

In terms of SANS 10234, reproductive toxicity includes the assessment of sexual function, fertility and developmental effects. Adverse effects on sexual function and fertility include alterations to the female and male reproductive system, adverse effects on gamete production and transport, fertility or pregnancy outcomes. Developmental toxicity includes any effect which interferes with normal development of the offspring, either before or after birth.

Infotox could not find any evidence the coal slurry is classifiable as a known or presumed human reproductive toxicant.

5.2.8 Specific target organ toxicity

In terms of SANS 10234 2008, the classification of a substance or mixture as a specific target organ toxicant can be assessed in terms of a single exposure or dose (STOT-S) or prolonged or repeated exposure (STOT-RE).

Based on the presence of quartz in the slurry, the coal slurry is classified as a Category 2 STOT-RE, which may cause damage to the lungs through prolonged or repeated inhalation in the case of dry slurry. As indicated by Infotox, the result of repeated exposure is not necessarily silicosis, but suitable respiratory equipment is recommended if dust is generated during use or handling.

The applicable SANS Hazard Code is:

H373: May cause damage to lungs through prolonged or repeated inhalation.

5.2.9 Aspiration hazards

None of the constituents of the slurry are specifically classified as aspiration hazards and it is not classified as corrosive. However, the slurry is muddy; therefore, it was classified as a Category 2 aspiration hazard by Infotox.

The applicable SANS Hazard Code is:

H305: May be harmful if swallowed and enters airways.

5.3 **Aquatic environment hazards**

In terms of SANS 10234, the primary objective for the classification of substances and mixtures as hazardous to the environment is to alert the user to the hazards these substances and mixtures present to ecosystems. It is known that certain substances and mixtures simultaneously, or alternatively, affect ecosystems that range from soil microflora to primates.

The GHS recommends the transformation/dissolution test for metals and metal compounds in aqueous media, and therefore Infotox used the results obtained from this test in order to determine whether or not the coal slurry poses an aquatic hazard.

Infotox concluded that the coal slurry is not hazardous to aquatic life, whether during or after short- or long-term exposure in the aquatic environment – see **Appendix B**.

6. OTHER REGULATORY REQUIREMENTS

6.1 Occupational Health and Safety Act

In terms of the South African Occupational Health and Safety Act's hazardous chemical substances regulations, as amended, the time weighted average occupational exposure recommended limit (TWA-OEL-RL) for coal dust is 2 mg/m³ (Department of Labour, 1995).

6.2 Hazardous Substance Act

Not classified as hazardous.

6.3 SANS 10228

Coal is not listed in SANS 10228 (2012) as a hazardous substance.

6.4 International Maritime Solid Bulk Cargoes Code

The primary aim of the International Maritime Solid Bulk Cargoes Code (IMSBC Code) is to facilitate the safe stowage and shipment of solid bulk cargoes by providing information on the dangers associated with the shipment of certain types of solid bulk cargoes (e.g. structural damage due to improper cargo distribution, loss or reduction of stability during a voyage, chemical reactions of cargoes, such as spontaneous combustion, emission of toxic or explosive gases, corrosion, etc.), and instructions on the procedures to be adopted when the shipment of solid bulk cargoes is contemplated.

The IMSBC Code classifies solid cargoes into three categories:

- Group A – bulk materials that may liquefy;
- Group B – bulk materials possessing chemical hazards;
- Group C – bulk materials that are neither liable to liquefy nor possess chemical hazards.

Coal and anthracite are subject to a schedule under the IMSBC Code and have been assigned to Cargo B since they may create flammable atmospheres, may heat spontaneously, may deplete the oxygen concentration and may corrode metal structures (ARCHE, 2014).

Although not specifically tested for in this project, but based on the above, the coal slurry has been assigned to the IMSBC Code Cargo B shipping requirements.

7. MEASURES TO BE IMPLEMENTED AT THE MIXED ROM COAL AND SLURRY STOCKPILE AREAS

Based on the SANS 10234 classification conducted, the following measures should be implemented at the mixed ROM and coal slurry stockpile areas as specified in the SDS – see **Appendix C**.

The applicable hazard pictogram and hazard labels must appear at the entrances of the mixed ROM coal and coal slurry storage and processing areas, as well as transport vehicles. Signage indicating the required personal protective equipment that must be worn, must also be displayed at the entrances.

The following personal protective equipment must be worn in relation to the fine coal slurry:

- Protective clothing and eye protection;
- Protective gloves when handling the coal slurry by hand;
- Respiratory protection (manufacturer/supplier to specify equipment) in case of repeated exposure to fine coal dust, i.e., employees exposed during working hours on a continuous daily basis.

In addition, air quality monitoring should be conducted to ensure the required Time Weighted Average Occupation Exposure Limit Recommended Limit (TWA-OEL-RL) of 2.0 mg/m³ is not exceeded as stipulated in the Occupational Health and Safety Act's hazardous chemical substance regulations of August 1995, as amended (Department of Labour, 1995).

As coal dust may cause explosions, all electrical equipment used at the mixed ROM coal and coal slurry storage and processing areas must be earthed, while confined spaces must be well ventilated.

During fire-fighting, full body protective clothing and positive pressure, self-contained breathing apparatus with a full-face piece should be worn.

8. **CONCLUSIONS**

Based on the assessments conducted, the coal slurry may pose two Category 2 health risks based on the SANS 10234 2008 classification, namely:

- May cause damage to lungs through prolonged or repeated inhalation (SANS 10234 hazard code H373).
- May be harmful if swallowed and enters airways (SANS 10234 hazard code H305).

Based on the two health risks identified and the Category 2 assignment, the following pictogram needs to be displayed at the coal slurry handling and storage facilities:



Although SANS 10234:2008 does not include a specific hazard class for mechanical irritation, dust and grit from the coal slurry may cause mechanical abrasion, and thus irritation in case of prolonged exposure of the unprotected skin and eyes, therefore protective clothing should be worn.

In general, it is well known that coal may:

- Create flammable atmospheres,
- Heat spontaneously,
- Deplete the oxygen concentration, and
- Corrode metal structures.

Based on the geochemical tests conducted on the limited coal slurry sample, the VDDC coal slurry may generate acid mine drainage (AMD).

9. **RECOMMENDATIONS**

The following is recommended:

- The fine coal slurry SDS must be approved by South32 SA Coal Holdings once reviewed, and the contents of the SDS then brought under the attention of all the employees and contractors working at VDDC.
- The hazard pictogram and hazard labels must appear at the entrances of mixed ROM coal and coal slurry storage and processing areas, as well as transport vehicles. Signage indicating the required personal protective equipment that must be worn, must also be displayed at the entrances.
- Air quality monitoring should be conducted to ensure the required TWA-OEL-RL of 2.0 mg/m³ for coal dust is not exceeded.
- All electrical equipment used at the mixed ROM coal and coal slurry storage and processing areas must be earthed, while confined spaces must be well ventilated to prevent.
- During fire-fighting, full body protective clothing and positive pressure, self-contained breathing apparatus with a full-face piece should be worn.

10. **REFERENCES**

- (i) Alloway, B. J. 1995. *Heavy metals in soils* – Second Edition. Blackie Academic & Professional.
- (ii) ARCHE, 2014. Coal Classification – Industry approach to hazard classification under the revised MARPOL Convention and the IMSBC Code: Report 1. New Compliance Requirements of the Marpol Convention and the IMSBC Code. World Coal Association, London.
- (iii) Department of Environmental Affairs, 2013a. *Waste classification and management regulations*. R634 of 23 August 2013. Government Gazette 36784, Government Printer, Pretoria.
- (iv) Department of Health, 1994. *Group 1 Hazardous Substances*. Government Notice R1381, Government Gazette 15907 of 12 August 1994, Government Printer, Pretoria.
- (v) Department of Labour, 1995. *Hazardous chemical substances regulations, GN 1179 of 25 August 1995*. Government Gazette.
- (vi) Evangelou, V.P. and Zhang, Y.L. (1995). *A Review: Pyrite Oxidation Mechanisms and Acid Mine Drainage Prevention*, Critical Reviews in Environmental Science and Technology, Vol 25, p141-199.
- (vii) Kobie Strydom, 2019. *Verbal communication*. CSIR, Firelab, Pretoria.
- (viii) Skousen, J., et al. *Effect of Digestion Method, Siderite Content, and Fizz Rating on Neutralization Potential of Overburden Samples*. http://anr.ext.wvu.edu/land_reclamation/acid-mine-drainage. West Virginia University.

- (ix) South African Bureau of Standards, Standards Division, 2008. *South African National Standard: Globally Harmonized System of classification and labelling of chemicals (GHS), SANS 10234*. South African Bureau of Standards, Standards Division, Groenkloof, Pretoria.
- (x) South African Bureau of Standards, Standards Division, 2012. *South African National Standard: The identification and classification of dangerous goods for transport by road and rail modes. SANS 10228*. South African Bureau of Standards, Standards Division, Groenkloof, Pretoria.



Marius van Zyl Pr Sci Nat



Louis Naudé



Tolmay Hopkins Pr Sci Nat
Project Director
for Jones & Wagener

18 April 2019

Document source: https://joneswagener.sharepoint.com/JonesWagenerProjects/G535VDDCIRP/Shared Documents/PRJ/REP/Slurry Classification/G535_27_REP_Rev0_MvZthIn_VDDC_29April2019.docx
Document template: repGen_19r0.dotx

SOUTH32 SOUTH AFRICA COAL HOLDINGS (PTY) LTD

WOLVEKRANS COLLIERY: VANDYKSDRIFT CENTRAL MINING INFRASTRUCTURE
DEVELOPMENT
COAL SLURRY
GEOCHEMICAL ASSESSMENT AND WASTE CLASSIFICATION REPORT

Report: JW103/19/G535 - Rev 0

APPENDIX A

WATERLAB LABORATORY CERTIFICATES



WATERLAB (PTY) LTD

23B De Havilland Crescent
 Perseus Techno Park,
 Meiring Naudé Road, Pretoria
 P.O. Box 283, 0020

Telephone: +2712 – 349 – 1066
 Facsimile: +2712 – 349 – 2064
 Email: accounts@waterlab.co.za

CERTIFICATE OF ANALYSES
X-RAY DIFFRACTION

Date received: 2019-02-20
 Project number: 132

Report number: 81060a

Date completed: 2019-04-12
 Order number: PO19-09925

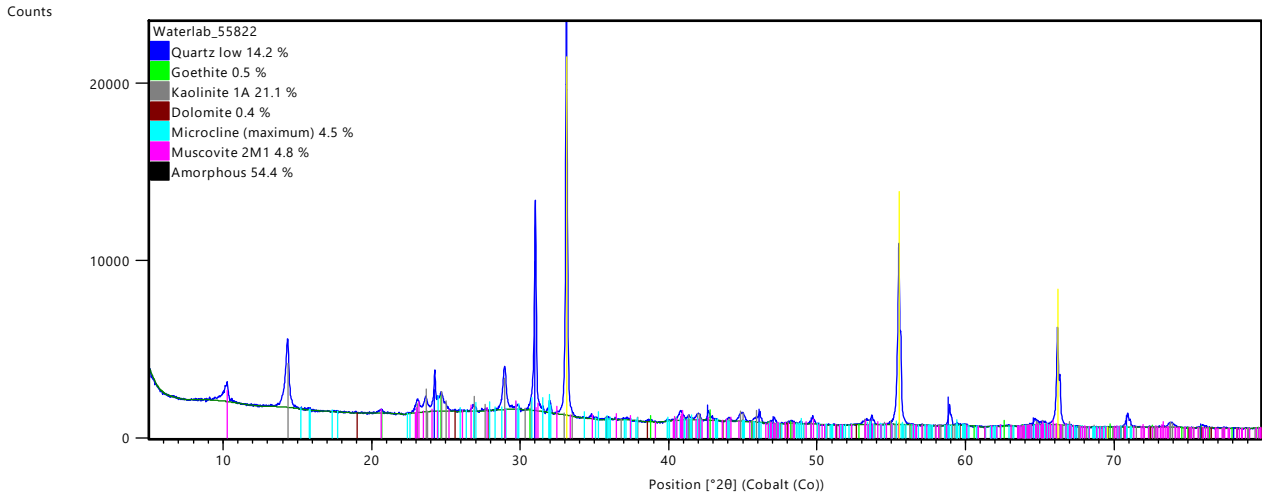
Client name: Jones & Wagener
 Address: PO Box 1434, Rivonia, 2128
 Telephone: 011 519 0200

Facsimile: 011 519 0201

Contact person: Marius van Zyl
 Email: vanzyl@jaws.co.za
 Cell: 082 880 1250

Composition (%) [s]	
Coal Slurry	
55822	
Mineral	Amount (weight %)
Quartz	14.18
Goethite	0.51
Kaolinite	21.13
Dolomite	0.41
Microcline	4.52
Muscovite	4.8
Amorphous	54.45

[s] Results obtained from sub-contracted laboratory



Peak List
Quartz low: O2 Si1
Goethite: H1 Fe1 O2
Kaolinite 1A: H4 Al2 D9 Si2
Dolomite: C2 Ca1 Mg1 O6
Microcline (maximum): A11 K0.95 Na0.05 O8 Si3
Muscovite 2M1: H2 Al2.68 Ca0.03 Fe0.07 K0.79 Mg0.1 Na0.04 D12 Si3.16
Silicon: Si1

E. Botha
 Geochemistry Project manager

The information contained in this report is relevant only to the sample/samples supplied to **WATERLAB (Pty) Ltd**. Any further use of the above information is not the responsibility or liability of **WATERLAB (Pty) Ltd**. Except for the full report, parts of this report may not be reproduced without written approval of **WATERLAB (Pty) Ltd**.



WATERLAB

WATERLAB (PTY) LTD

23B De Havilland Crescent
Perseus Techno Park,
Meiring Naudé Road, Pretoria
P.O. Box 283, 0020

Telephone: +2712 – 349 – 1066
Facsimile: +2712 – 349 – 2064
Email: accounts@waterlab.co.za

CERTIFICATE OF ANALYSES
X-RAY DIFFRACTION

Date received: 2019-02-20
Project number: 132

Report number: 81060a

Date completed: 2019-04-12
Order number: PO19-09925

Client name: Jones & Wagener
Address: PO Box 1434, Rivonia, 2128
Telephone: 011 519 0200

Facsimile: 011 519 0201

Contact person: Marius van Zyl
Email: vanzyl@jaws.co.za
Cell: 082 880 1250

Note:

The material was prepared for XRD analysis using a back loading preparation method. Additionally the material was scanned after addition of 20 % Si for quantitative determination of amorphous content and micronizing in a McCrone micronizing mill. It was analysed with a Malvern Panalytical Aeris diffractometer with PIXcel detector and fixed slits with Fe filtered Co-K α radiation. The phases were identified using X'Pert Highscore plus software. The relative phase amounts (weight %) were estimated using the Rietveld method.

Comment:

- In case the results do not correspond to results of other analytical techniques, please let me know for further fine tuning of XRD results – results may have to be verified.
- Mineral names may not reflect the actual compositions of minerals identified, but rather the mineral group.
- Due to preferred orientation and crystallite size effects, results may not be as accurate as shown.
- Traces of additional phases may be present.
- Sample may contain organic carbon.
- Amorphous phases, if present, were not taken into consideration during quantification.
- Determination of amorphous content can carry an error of +/- 15 weight per cent

Ideal Mineral compositions:

Compound Name	Ideal Chemical Formula
Quartz	SiO ₂
Goethite	Fe O OH
Kaolinite	Al ₂ Si ₂ O ₅ (OH) ₄
Dolomite	Ca Mg (C O ₃) ₂
Muscovite	K Al ₂ ((OH) ₂ Al Si ₃ O ₁₀)
Microcline	K Al Si ₃ O ₈

E. Botha
Geochemistry Project manager



WATERLAB

WATERLAB (PTY) LTD

23B De Havilland Crescent
Perseus Techno Park,
Meiring Naudé Road, Pretoria
P.O. Box 283, 0020

Telephone: +2712 – 349 – 1066
Facsimile: +2712 – 349 – 2064
Email: accounts@waterlab.co.za

CERTIFICATE OF ANALYSES
SULPHUR SPECIATION

Methods from: Prediction Manual For Drainage Chemistry from Sulphidic Geological Materials MEND Report 1.20.1

Date received: 2019-02-20
Project number: 132

Report number: 81060

Date completed: 2019-03-22
Order number: PO19-09925

Client name: Jones & Wagener
Address: PO Box 1434, Rivonia, 2128
Telephone: 011 519 0200

Facsimile: 011 519 0201

Contact person: Marius van Zyl
Email: vanzyl@jaws.co.za
Cell: 082 880 1250

Sulphur Speciation*	Sample Identification	
	Coal Slurry	Coal Slurry
Sample Number	55822	55822 D
Total Sulphur (%) (LECO)	0.50	0.50
Sulphate Sulphur as S (%)	0.43	0.44
Sulphide Sulphur (%)	0.07	0.06

Notes:

- Samples analysed with Pyrolysis at 550°C as per Prediction Manual For Drainage Chemistry from Sulphidic Geological Materials MEND Report 1.20.1. Multiply Sulphate Sulphur to calculate SO4 % by 2.996. Please see the method for interferences.
- Organic Sulphur is not taken into account and may be included in the results.
- Please let me know if results do not correspond to other data.

E. Botha
Geochemistry Project Manager



WATERLAB (PTY) LTD

23B De Havilland Crescent
Perseus Techno Park,
Meiring Naudé Road, Pretoria
P.O. Box 283, 0020

Telephone: +2712 – 349 – 1066
Facsimile: +2712 – 349 – 2064
Email: accounts@waterlab.co.za

CERTIFICATE OF ANALYSES **ACID – BASE ACCOUNTING** **EPA-600 MODIFIED SOBEK METHOD**

Date received: 2019-02-20
Project number: 132

Report number: 81060

Date completed: 2019-03-22
Order number: PO19-09925

Client name: Jones & Wagener
Address: PO Box 1434, Rivonia, 2128
Telephone: 011 519 0200

Facsimile: 011 519 0201

Contact person: Marius van Zyl
Email: vanzyl@jaws.co.za
Cell: 082 880 1250

Acid – Base Accounting Modified Sobek (EPA-600)	Sample Identification
	Coal Slurry
Sample Number	55822
Paste pH	Insufficient sample
Total Sulphur (%) (LECO)	0.50
Acid Potential (AP) (kg/t)	16
Neutralization Potential (NP)	12
Nett Neutralization Potential (NNP)	-3.64
Neutralising Potential Ratio (NPR) (NP : AP)	0.766
Rock Type	I

* Negative NP values are obtained when the volume of NaOH (0.1N) titrated (pH: 8.3) is greater than the volume of HCl (1N) to reduce the pH of the sample to 2.0 – 2.5 Any negative NP values are corrected to 0.00.

Please refer to Appendix (p.2) for a Terminology of terms and guidelines for rock classification

E. Botha
Geochemistry Project Manager



WATERLAB

WATERLAB (PTY) LTD

23B De Havilland Crescent
Perseus Techno Park,
Meiring Naudé Road, Pretoria
P.O. Box 283, 0020

Telephone: +2712 – 349 – 1066
Facsimile: +2712 – 349 – 2064
Email: accounts@waterlab.co.za

**CERTIFICATE OF ANALYSES
ACID – BASE ACCOUNTING
EPA-600 MODIFIED SOBEK METHOD**

Date received: 2019-02-20
Project number: 132

Report number: 81060

Date completed: 2019-03-22
Order number: PO19-09925

Client name: Jones & Wagener
Address: PO Box 1434, Rivonia, 2128
Telephone: 011 519 0200

Facsimile: 011 519 0201

Contact person: Marius van Zyl
Email: vanzyl@jaws.co.za
Cell: 082 880 1250

APPENDIX: TERMINOLOGY AND ROCK CLASSIFICATION

TERMINOLOGY (SYNONYMS)

- Acid Potential (AP) ; *Synonyms:* Maximum Potential Acidity (MPA)
Method: Total S(%) (Leco Analyzer) x 31.25
- Neutralization Potential (NP) ; *Synonyms:* Gross Neutralization Potential (GNP) ; *Syn:* Acid Neutralization Capacity (ANC) (The capacity of a sample to consume acid)
Method: Fizz Test ; Acid-Base Titration (Sobek & Modified Sobek (Lawrence) Methods)
- Nett Neutralization Potential (NNP) ; *Synonyms:* Nett Acid Production Potential (NAPP)
Calculation: $NNP = NP - AP$; $NAPP = ANC - MPA$
- Neutralising Potential Ratio (NPR)
Calculation: $NPR = NP : AP$

CLASSIFICATION ACCORDING TO NETT NEUTRALISING POTENTIAL (NNP)

If $NNP (NP - AP) < 0$, the sample has the potential to generate acid
If $NNP (NP - AP) > 0$, the sample has the potential to neutralise acid produced

Any sample with $NNP < 20$ is potential acid-generating, and any sample with $NNP > -20$ might not generate acid (Usher *et al.*, 2003)

ROCK CLASSIFICATION

TYPE I	Potentially Acid Forming	Total S(%) > 0.25% and NP:AP ratio 1:1 or less
TYPE II	Intermediate	Total S(%) > 0.25% and NP:AP ratio 1:3 or less
TYPE III	Non-Acid Forming	Total S(%) < 0.25% and NP:AP ratio 1:3 or greater

E. Botha
Geochemistry Project Manager



WATERLAB

WATERLAB (PTY) LTD

23B De Havilland Crescent
Perseus Techno Park,
Meiring Naudé Road, Pretoria
P.O. Box 283, 0020

Telephone: +2712 – 349 – 1066
Facsimile: +2712 – 349 – 2064
Email: accounts@waterlab.co.za

**CERTIFICATE OF ANALYSES
ACID – BASE ACCOUNTING
EPA-600 MODIFIED SOBEK METHOD**

Date received: 2019-02-20
Project number: 132

Report number: 81060

Date completed: 2019-03-22
Order number: PO19-09925

Client name: Jones & Wagener
Address: PO Box 1434, Rivonia, 2128
Telephone: 011 519 0200

Facsimile: 011 519 0201

Contact person: Marius van Zyl
Email: vanzyl@jaws.co.za
Cell: 082 880 1250

CLASSIFICATION ACCORDING TO NEUTRALISING POTENTIAL RATIO (NPR)

Guidelines for screening criteria based on ABA (Price *et al.*, 1997; Usher *et al.*, 2003)

Potential for ARD	Initial NPR Screening Criteria	Comments
Likely	< 1:1	Likely AMD generating
Possibly	1:1 – 2:1	Possibly AMD generating if NP is insufficiently reactive or is depleted at a faster rate than sulphides
Low	2:1 – 4:1	Not potentially AMD generating unless significant preferential exposure of sulphides along fracture planes, or extremely reactive sulphides in combination with insufficiently reactive NP
None	>4:1	No further AMD testing required unless materials are to be used as a source of alkalinity

CLASSIFICATION ACCORDING TO SULPHUR CONTENT (%S) AND NEUTRALISING POTENTIAL RATIO (NPR)

For sustainable long-term acid generation, at least 0.3% Sulphide-S is needed. Values below this can yield acidity but it is likely to be only of short-term significance. From these facts, and using the NPR values, a number of rules can be derived:

- 1) Samples with less than 0.3% Sulphide-S are regarded as having insufficient oxidisable Sulphide-S to sustain acid generation.
- 2) NPR ratios of >4:1 are considered to have enough neutralising capacity.
- 3) NPR ratios of 3:1 to 1:1 are considered inconclusive.
- 4) NPR ratios below 1:1 with Sulphide-S above 3% are potentially acid-generating. (Soregaroli & Lawrence, 1998 ; Usher *et al.*, 2003)

E. Botha
Geochemistry Project Manager



WATERLAB

WATERLAB (PTY) LTD

23B De Havilland Crescent
Perseus Techno Park,
Meiring Naudé Road, Pretoria
P.O. Box 283, 0020

Telephone: +2712 – 349 – 1066
Facsimile: +2712 – 349 – 2064
Email: accounts@waterlab.co.za

CERTIFICATE OF ANALYSES ACID – BASE ACCOUNTING EPA-600 MODIFIED SOBEK METHOD

Date received: 2019-02-20
Project number: 132

Report number: 81060

Date completed: 2019-03-22
Order number: PO19-09925

Client name: Jones & Wagener
Address: PO Box 1434, Rivonia, 2128
Telephone: 011 519 0200

Facsimile: 011 519 0201

Contact person: Marius van Zyl
Email: vanzyl@jaws.co.za
Cell: 082 880 1250

REFERENCES

LAWRENCE, R.W & WANG, Y. 1997. **Determination of Neutralization Potential in the Prediction of Acid Rock Drainage**. Proc. 4th International Conference on Acid Rock Drainage. Vancouver. BC. pp. 449 – 464.

PRICE, W.A., MORIN, K. & HUTT, N. 1997. **Guidelines for the prediction of Acid Rock Drainage and Metal leaching for mines in British Columbia**: Part 11. Recommended procedures for static and kinetic testing. In: Proceedings of the Fourth International Conference on Acid Rock Drainage. Vol 1. May 31 – June 6. Vancouver, BC., pp. 15 – 30.

SOBEK, A.A., SCHULLER, W.A., FREEMAN, J.R. & SMITH, R.M. 1978. **Field and laboratory methods applicable to overburdens and minesoils**. EPA-600/2-78-054. USEPA. Cincinnati. Ohio.

SOREGAROLI, B.A. & LAWRENCE, R.W. 1998. Update on waste Characterisation Studies. Proc. Mine Design, Operations and Closure Conference. Polson, Montana.

USHER, B.H., CRUYWAGEN, L-M., DE NECKER, E. & HODGSON, F.D.I. 2003. **Acid-Base : Accounting, Techniques and Evaluation (ABATE): Recommended Methods for Conducting and Interpreting Analytical Geochemical Assessments at Opencast Collieries in South Africa**. Water Research Commission Report No 1055/2/03. Pretoria.

ENVIRONMENT AUSTRALIA. 1997. **Managing Sulphidic Mine Wastes and Acid Drainage**.

E. Botha
Geochemistry Project Manager



WATERLAB (PTY) LTD

23B De Havilland Crescent
Perseus Techno Park,
Meiring Naudé Road, Pretoria
P.O. Box 283, 0020

Telephone: +2712 – 349 – 1066
Facsimile: +2712 – 349 – 2064
Email: accounts@waterlab.co.za

CERTIFICATE OF ANALYSES NET ACID GENERATION

Date received: 2019-02-20
Project number: 132

Report number: 81060

Date completed: 2019-03-22
Order number: PO19-09925

Client name: Jones & Wagener
Address: PO Box 1434, Rivonia, 2128
Telephone: 011 519 0200

Facsimile: 011 519 0201

Contact person: Marius van Zyl
Email: vanzyl@jaws.co.za
Cell: 082 880 1250

Net Acid Generation	Sample Identification: pH 4.5
	Coal Slurry
Sample Number	55822
NAG pH: (H ₂ O ₂)	6.2
NAG (kg H ₂ SO ₄ / t)	<0.01

Net Acid Generation	Sample Identification: pH 7
	Coal Slurry
Sample Number	55822
NAG pH: (H ₂ O ₂)	6.2
NAG (kg H ₂ SO ₄ / t)	0.20

Notes:

- Samples analysed with Single Addition NAG test as per Prediction Manual For Drainage Chemistry from Sulphidic Geological Materials MEND Report 1.20.1.
- Please let me know if results do not correspond to other data.

E. Botha
Geochemistry Project Manager



WATERLAB (Pty) Ltd

Reg. No.: 1983/009165/07 V.A.T. No.: 4130107891
 23B De Havilland Crescent P.O. Box 283
 Persekor Techno Park Persekor Park, 0020
 Meiring Naudé Drive Tel: +2712 – 349 – 1066
 Pretoria Fax: +2712 – 349 – 2064
 e-mail: admin@waterlab.co.za



T0391

CERTIFICATE OF ANALYSES GENERAL WATER QUALITY PARAMETERS

Date received: 2019 - 02 - 21	Date completed: 2019 - 03 - 07
Project number: 132	Report number: 81065
Order number: PO19-09925	
Client name: Jones & Wagener Consulting Civil Engineers	Contact person: Mr. M. van Zyl
Address: P.O. Box 1434, Rivonia, 2128	e-mail: vanzyl@jaws.co.za
Telephone: 011 519 0217	Facsimile: 011 519 0201
	Mobile: 082 880 1250

Analyses in mg/ℓ (Unless specified otherwise)	Method Identification	Sample Identification	
		UB110	WBH2510
Sample Number		55842	55843
pH – Value at 25°C	WLAB065	7.4	6.7
Electrical Conductivity in mS/m at 25°C	WLAB002	50.4	14.5
Total Alkalinity as CaCO ₃	WLAB007	204	80
Chloride as Cl	WLAB046	26	5
Sulphate as SO ₄	WLAB046	24	<2
Fluoride as F	WLAB014	1.4	0.3
Nitrate as N	WLAB046	<0.1	0.4
Ortho Phosphate as P	WLAB046	<0.1	<0.1
Hexavalent Chromium as Cr ⁶⁺ *	WLAB032	<0.010	<0.010
Full Quantitative ICP-MS/OES Analysis (Dissolved)*	WLAB050	See Attached Report: 81065-A	
% Balancing *	---	98.1	94.2

* = Not SANAS Accredited

Tests marked "Not SANAS Accredited" in this report are not included in the SANAS Schedule of Accreditation for this Laboratory.

Ard van de Wetering

Technical Signatory

The information contained in this report is relevant only to the sample/samples supplied to WATERLAB (Pty) Ltd. Any further use of the above information is not the responsibility of WATERLAB (Pty) Ltd. Except for the full report, part of this report may not be reproduced without written approval of WATERLAB (Pty) Ltd. Details of sample conducted by Waterlab (PTY) Ltd according to WLAB/Sampling Plan and Procedures/SOP are available on request.

**WATERLAB (PTY) LTD**23B De Havilland Crescent
Persequor Techno Park,
Meiring Naudé Road, Pretoria
P.O. Box 283, 0020Telephone: +2712 – 349 – 1066
Facsimile: +2712 – 349 – 2064
Email: accounts@waterlab.co.za**CERTIFICATE OF ANALYSES****TCLP / ACID RAIN / DISTILLED WATER EXTRACTIONS**

Date received:	20/02/2019	Date completed:	22/03/2019
Project number:	132	Report number:	81060
		Order number:	PO19-09925
Client name:	Jones & Wagener	Contact person:	Marius van Zyl
Address:	PO Box 1434, Rivonia, 2128	Email:	vanzyl@jaws.co.za
Telephone:	0115190200	Cell:	082 880 1250

Analyses	Coal Slurry	
Sample Number	55822	
TCLP / Acid Rain / Distilled Water / H ₂ O ₂	Distilled Water	
Dry Mass Used (g)	2.5	
Volume Used (mℓ)	50	
<i>Inorganic Anions</i>	mg/ℓ	mg/kg
Chloride as Cl	28	560
Sulphate as SO ₄	48	960
Nitrate as N	<0.1	<2.0
Fluoride as F	1.0	20
Ortho-Phosphate as P	0.2	4.0
Hexavalent Chromium as Cr ⁶⁺	<0.010	<0.200
ICP-MS full Quant	See ICP DW tab	
Acid Base Accounting	See attached report 81060 ABA	
Net Acid Generation	See attached report 81060 NAG	
Sulphur Speciation	See attached report 81060 SS	
Bio elution	See attached 81060 Bio-elution	
Transformation / Dissolution Test	See attached 81060 TDT	
X-ray Diffraction [s]	See attached report 81060 XRD	

Please note:

- The blank is subtracted from all leach results, except pH and Electrical Conductivity.
- [s] = Subcontracted
- The water with coal slurry sample were decanted to split the water. We took care not to lose any of the coal slurry. Therefore the sample was dried with some of the water.

E. Botha
Geochemistry Project Manager

WATERLAB (PTY) LTD
CERTIFICATE OF ANALYSES
ICP-MS QUANTITATIVE ANALYSIS

Date received: 20/02/2019
 Project number: 132

Date completed: 22/03/2019
 Report number: 81060

Client name: Jones & Wagener
 Address: PO Box 1434, Rivonia, 2128

Contact person: Marius van Zyl
 Email: vanzyl@jaws.co.za

Extract	Sample Mass (g)	Volume (ml)	Factor
Distilled Water	2.5	50	20

Sample Id	Sample Number	Ag	Ag	Al	Al	As	As
		mg/l	mg/kg	mg/l	mg/kg	mg/l	mg/kg
Det Limit		<0.001	<0.020	<0.100	<2.00	<0.001	<0.020
Coal Slurry	55822	<0.001	<0.020	3.35	67	0.002	0.044

Sample Id	Sample Number	Au	Au	B	B	Ba	Ba
		mg/l	mg/kg	mg/l	mg/kg	mg/l	mg/kg
Det Limit		<0.001	<0.020	<0.001	<0.020	<0.001	<0.020
Coal Slurry	55822	<0.001	<0.020	0.078	1.55	0.248	4.96

Sample Id	Sample Number	Be	Be	Bi	Bi	Ca	Ca
		mg/l	mg/kg	mg/l	mg/kg	mg/l	mg/kg
Det Limit		<0.001	<0.020	<0.001	<0.020	<1	<20
Coal Slurry	55822	0.001	0.020	<0.001	<0.020	9	180

Sample Id	Sample Number	Cd	Cd	Ce	Ce	Co	Co
		mg/l	mg/kg	mg/l	mg/kg	mg/l	mg/kg
Det Limit		<0.001	<0.020	<0.001	<0.020	<0.001	<0.020
Coal Slurry	55822	<0.001	<0.020	0.023	0.450	0.006	0.120

Sample Id	Sample Number	Cr	Cr	Cs	Cs	Cu	Cu
		mg/l	mg/kg	mg/l	mg/kg	mg/l	mg/kg
Det Limit		<0.001	<0.020	<0.001	<0.020	<0.001	<0.020
Coal Slurry	55822	0.031	0.620	0.001	0.020	0.018	0.355

Sample Id	Sample Number	Dy	Dy	Er	Er	Eu	Eu
		mg/l	mg/kg	mg/l	mg/kg	mg/l	mg/kg
Det Limit		<0.001	<0.020	<0.001	<0.020	<0.001	<0.020
Coal Slurry	55822	0.001	0.029	0.001	0.020	0.001	0.020

Sample Id	Sample Number	Fe	Fe	Ga	Ga	Gd	Gd
		mg/l	mg/kg	mg/l	mg/kg	mg/l	mg/kg
Det Limit		<0.025	<0.500	<0.001	<0.020	<0.001	<0.020
Coal Slurry	55822	9.63	193	0.008	0.164	0.002	0.048

Sample Id	Sample Number	Ge	Ge	Hf	Hf	Hg	Hg
		mg/l	mg/kg	mg/l	mg/kg	mg/l	mg/kg
Det Limit		<0.001	<0.020	<0.001	<0.020	<0.001	<0.020
Coal Slurry	55822	<0.001	<0.020	0.002	0.046	<0.001	<0.020

Sample Id	Sample Number	Ho	Ho	In	In	Ir	Ir
		mg/l	mg/kg	mg/l	mg/kg	mg/l	mg/kg
Det Limit		<0.001	<0.020	<0.001	<0.020	<0.001	<0.020
Coal Slurry	55822	<0.001	<0.020	<0.001	<0.020	<0.001	<0.020

Sample Id	Sample Number	K	K	La	La	Li	Li
		mg/l	mg/kg	mg/l	mg/kg	mg/l	mg/kg
Det Limit		<0.5	<10.0	<0.001	<0.020	<0.001	<0.020
Coal Slurry	55822	6.5	130	0.010	0.196	0.011	0.215

Sample Id	Sample Number	Lu	Lu	Mg	Mg	Mn	Mn
		mg/l	mg/kg	mg/l	mg/kg	mg/l	mg/kg
Det Limit		<0.001	<0.020	<1	<20	<0.025	<0.500
Coal Slurry	55822	<0.001	<0.020	4	80	0.228	4.56

Sample Id	Sample Number	Mo	Mo	Na	Na	Nb	Nd
		mg/l	mg/kg	mg/l	mg/kg	mg/l	mg/kg
Det Limit		<0.001	<0.020	<1	<20	<0.001	<0.020
Coal Slurry	55822	0.002	0.031	54	1080	<0.001	<0.020

Sample Id	Sample Number	Nd	Nd	Ni	Ni	Os	Os
		mg/l	mg/kg	mg/l	mg/kg	mg/l	mg/kg
Det Limit		<0.001	<0.020	<0.001	<0.020	<0.001	<0.020
Coal Slurry	55822	0.011	0.220	0.017	0.340	<0.001	<0.020

Sample Id	Sample Number	P	P	Pb	Pb	Pd	Pd
		mg/l	mg/kg	mg/l	mg/kg	mg/l	mg/kg
Det Limit		<0.001	<0.020	<0.001	<0.020	<0.001	<0.020
Coal Slurry	55822	0.346	6.93	0.023	0.465	<0.001	<0.020

Sample Id	Sample Number	Pr	Pr	Pt	Pt	Rb	Rb
		mg/l	mg/kg	mg/l	mg/kg	mg/l	mg/kg
Det Limit		<0.001	<0.020	<0.001	<0.020	<0.001	<0.020
Coal Slurry	55822	0.003	0.058	<0.001	<0.020	0.014	0.279

Sample Id	Sample Number	Rh	Rh	Ru	Ru	Sb	Sb
		mg/l	mg/kg	mg/l	mg/kg	mg/l	mg/kg
Det Limit		<0.001	<0.020	<0.001	<0.020	<0.001	<0.020
Coal Slurry	55822	<0.001	<0.020	<0.001	<0.020	<0.001	<0.020

Sample Id	Sample Number	Sc	Sc	Se	Se	Si	Si
		mg/l	mg/kg	mg/l	mg/kg	mg/l	mg/kg
Det Limit		<0.001	<0.020	<0.001	<0.020	<0.2	<4.0
Coal Slurry	55822	0.002	0.038	<0.001	<0.020	7.3	146

Sample Id	Sample Number	Sm	Sm	Sn	Sn	Sr	Sr
		mg/l	mg/kg	mg/l	mg/kg	mg/l	mg/kg
Det Limit		<0.001	<0.020	<0.001	<0.020	<0.001	<0.020
Coal Slurry	55822	0.002	0.049	<0.001	<0.020	0.149	2.99

Sample Id	Sample Number	Ta	Ta	Tb	Tb	Te	Te
		mg/l	mg/kg	mg/l	mg/kg	mg/l	mg/kg
Det Limit		<0.001	<0.020	<0.001	<0.020	<0.001	<0.020
Coal Slurry	55822	<0.001	<0.020	<0.001	<0.020	<0.001	<0.020

Sample Id	Sample Number	Th	Th	Ti	Ti	Tl	Tl
		mg/l	mg/kg	mg/l	mg/kg	mg/l	mg/kg
Det Limit		<0.001	<0.020	<0.001	<0.020	<0.001	<0.020
Coal Slurry	55822	<0.001	<0.020	0.120	2.40	<0.001	<0.020

Sample Id	Sample Number	Tm	Tm	U	U	V	V
		mg/l	mg/kg	mg/l	mg/kg	mg/l	mg/kg
Det Limit		<0.001	<0.020	<0.001	<0.020	<0.001	<0.020
Coal Slurry	55822	<0.001	<0.020	0.001	0.028	0.023	0.460

Sample Id	Sample Number	W	W	Y	Y	Yb	Yb
		mg/l	mg/kg	mg/l	mg/kg	mg/l	mg/kg
Det Limit		<0.001	<0.020	<0.001	<0.020	<0.001	<0.020
Coal Slurry	55822	<0.001	<0.020	0.005	0.104	<0.001	<0.020

Sample Id	Sample Number	Zn	Zn	Zr	Zr
		mg/l	mg/kg	mg/l	mg/kg
Det Limit		<0.001	<0.020	<0.001	<0.020
Coal Slurry	55822	0.072	1.44	0.005	0.097



WATERLAB (PTY) LTD

23B De Havilland Crescent
Persequor Techno Park,
Meiring Naudé Road, Pretoria
P.O. Box 283, 0020

Telephone: +2712 – 349 – 1066
Facsimile: +2712 – 349 – 2064
Email: accounts@waterlab.co.za

CERTIFICATE OF ANALYSES TOTALS

Date received:	20/02/2019	Date completed:	22/03/2019
Project number:	132	Report number:	81060
		Order number:	PO19-09925
Client name:	Jones & Wagener	Contact person:	Marius van Zyl
Address:	PO Box 1434, Rivonia, 2128	Email:	vanzyl@jaws.co.za
Telephone:	0115190200	Cell:	082 880 1250

Analyses		
	Coal Slurry	
Sample Number	55822	
Digestion	HNO3 : HF	
Dry Mass Used (g)	0.25	
Volume Used (mℓ)	100	
Units	mg/ℓ	mg/kg
ICP-MS full Quant	See tab ICP Digestion	

[s] = Subcontracted

E. Botha
Geochemistry Project Manager

Det Limit		<0.001	<0.400	<0.001	<0.400	<0.001	<0.400
Coal Slurry	55822	0.005	2.00	0.074	30	<0.001	<0.400

Sample Id	Sample Number	Ru	Ru	Sb	Sb	Sc	Sc
		mg/l	mg/kg	mg/l	mg/kg	mg/l	mg/kg
Det Limit		<0.001	<0.400	<0.001	<0.400	<0.001	<0.400
Coal Slurry	55822	<0.001	<0.400	<0.001	<0.400	0.088	35

Sample Id	Sample Number	Se	Se	Si	Si	Sm	Sm
		mg/l	mg/kg	mg/l	mg/kg	mg/l	mg/kg
Det Limit		<0.001	<0.400	<0.2	<80	<0.001	<0.400
Coal Slurry	55822	<0.001	<0.400	340	136000	0.004	1.60

Sample Id	Sample Number	Sn	Sn	Sr	Sr	Ta	Ta
		mg/l	mg/kg	mg/l	mg/kg	mg/l	mg/kg
Det Limit		<0.001	<0.400	<0.001	<0.400	<0.001	<0.400
Coal Slurry	55822	0.005	2.00	0.388	155	<0.001	<0.400

Sample Id	Sample Number	Tb	Tb	Te	Te	Th	Th
		mg/l	mg/kg	mg/l	mg/kg	mg/l	mg/kg
Det Limit		<0.001	<0.400	<0.001	<0.400	<0.001	<0.400
Coal Slurry	55822	0.001	0.400	<0.001	<0.400	0.014	5.60

Sample Id	Sample Number	Ti	Ti	Tl	Tl	Tm	Tm
		mg/l	mg/kg	mg/l	mg/kg	mg/l	mg/kg
Det Limit		<0.001	<0.400	<0.001	<0.400	<0.001	<0.400
Coal Slurry	55822	8.66	3464	0.002	0.800	<0.001	<0.400

Sample Id	Sample Number	U	U	V	V	W	W
		mg/l	mg/kg	mg/l	mg/kg	mg/l	mg/kg
Det Limit		<0.001	<0.400	<0.001	<0.400	<0.001	<0.400
Coal Slurry	55822	0.008	3.20	0.160	64	0.002	0.800

Sample Id	Sample Number	Y	Y	Yb	Yb	Zn	Zn
		mg/l	mg/kg	mg/l	mg/kg	mg/l	mg/kg
Det Limit		<0.001	<0.400	<0.001	<0.400	<0.001	<0.400
Coal Slurry	55822	0.017	6.80	0.003	1.20	0.236	94

Sample Id	Sample Number	Zr	Zr
		mg/l	mg/kg
Det Limit		<0.001	<0.400
Coal Slurry	55822	0.371	148



WATERLAB (PTY) LTD

23B De Havilland Crescent
 Persequor Techno Park,
 Meiring Naudé Road, Pretoria
 P.O. Box 283, 0020

Telephone: +2712 – 349 – 1066
 Facsimile: +2712 – 349 – 2064
 Email: accounts@waterlab.co.za

CERTIFICATE OF ANALYSES
BIO-ELUTION

Date received:	20/02/2019	Report number: 81060	Date completed:	22/03/2019
Project number:	132		Order number:	PO19-09925
Client name:	Jones & Wagener		Contact person:	Marius van Zyl
Address:	PO Box 1434, Rivonia, 2128		Email:	vanzyl@jaws.co.za
Telephone:	0115190200		Cell:	082 880 1250

Analyses	Coal Slurry		Coal Slurry		Coal Slurry		Coal Slurry	
	mg/ℓ	mg/kg	mg/ℓ	mg/kg	mg/ℓ	mg/kg	mg/ℓ	mg/kg
Sample Number	55822		55822		55822		55822	
	Gastric		Intestinal		Sweat		Alveolar	
Dry Mass Used (g)	1		1		1		1	
Volume Used (mℓ)	50		50		50		50	
Inorganic Anions	mg/ℓ	mg/kg	mg/ℓ	mg/kg	mg/ℓ	mg/kg	mg/ℓ	mg/kg
Chloride as Cl	5	250	<2	<100	21	1050	133	6650
Sulphate as SO4	17	850	26	1300	12	600	23	1150
Nitrate as N	<0.1	<5.0	<0.1	<5.0	<0.1	<5.0	<0.1	<5.0
Fluoride as F	<0.2	<10	0.5	25	16	800	<0.2	<10
Ortho-Phosphate as P	4.1	205	<0.1	<5.0	<0.1	<5.0	<0.1	<5.0
Hexavalent Chromium as Cr6+	<0.010	<0.5	<0.010	<0.5	0.028	1.40	<0.010	<0.5
ICP-MS full Quant	See tab ICP Bio-Elution							

Bio-Elution Testing
Jones & Wagener
Report No 81060
Order No PO19-09925

Coal Slurry			Lab ID	Coal Slurry			Lab ID	Coal Slurry			Lab ID
Gastric Extraction			55822	Intestinal			55822	Alveolar			55822
Sample Weight			1.0000	Sample Weight			1.0000	Sample Weight			1.0000
Sample Volume			50	Sample Volume			50	Sample Volume			50
Massa / liter			50	Massa / liter			50	Massa / liter			50
Element	mg/l	mg/kg	Element	mg/l	mg/kg	Element	mg/l	mg/kg	Element	mg/l	mg/kg
Al	9.380	469	Al	0.014	1	Al	0.833	42	Al	0.000	0
Ca	77.060	3853	Ca	15.430	772	Ca	54.670	2734	Ca	0.000	0
Fe	195.500	9775	Fe	0.000	0	Fe	64.620	3231	Fe	0.445	22
K	3.090	155	K	0.000	0	K	0.765	38	K	0.000	0
Mg	10.220	511	Mg	7.190	360	Mg	15.530	777	Mg	4.100	205
Mn	6.160	308	Mn	0.194	10	Mn	4.784	239	Mn	0.183	9
Na	26.400	1320	Na	0.000	0	Na	14.500	725	Na	0.000	0
Si	17.560	878	Si	1.670	84	Si	3.450	173	Si	2.760	138
Ag	0.001	0	Ag	0.000	0	Ag	0.000	0	Ag	0.000	0
As	0.013	1	As	0.005	0	As	0.012	1	As	0.002	0
Au	0.009	0	Au	0.000	0	Au	0.001	0	Au	0.000	0
B	0.054	3	B	0.028	1	B	0.028	1	B	0.031	2
Ba	3.186	159	Ba	0.933	47	Ba	0.200	10	Ba	1.454	73
Be	0.010	1	Be	0.000	0	Be	0.000	0	Be	0.003	0
Bi	0.001	0	Bi	0.000	0	Bi	0.000	0	Bi	0.000	0
Cd	0.001	0	Cd	0.000	0	Cd	0.000	0	Cd	0.001	0
Ce	0.064	3	Ce	0.000	0	Ce	0.000	0	Ce	0.004	0
Co	0.104	5	Co	0.001	0	Co	0.003	0	Co	0.068	3
Cr	0.056	3	Cr	0.001	0	Cr	0.000	0	Cr	0.006	0
Cs	0.004	0	Cs	0.000	0	Cs	0.000	0	Cs	0.000	0
Cu	0.230	11	Cu	0.107	5	Cu	0.016	1	Cu	0.036	2
Dy	0.014	1	Dy	0.000	0	Dy	0.000	0	Dy	0.002	0
Er	0.008	0	Er	0.000	0	Er	0.000	0	Er	0.002	0
Eu	0.003	0	Eu	0.000	0	Eu	0.000	0	Eu	0.001	0
Ga	0.067	3	Ga	0.021	1	Ga	0.005	0	Ga	0.033	2
Gd	0.015	1	Gd	0.000	0	Gd	0.000	0	Gd	0.001	0
Ge	0.002	0	Ge	0.000	0	Ge	0.001	0	Ge	0.003	0
Hf	0.006	0	Hf	0.002	0	Hf	0.002	0	Hf	0.000	0
Hg	0.001	0	Hg	0.000	0	Hg	0.000	0	Hg	0.000	0
Ho	0.003	0	Ho	0.000	0	Ho	0.000	0	Ho	0.000	0
In	0.000	0	In	0.000	0	In	0.000	0	In	0.000	0
Ir	0.000	0	Ir	0.000	0	Ir	0.000	0	Ir	0.000	0
La	0.028	1	La	0.000	0	La	0.000	0	La	0.002	0
Li	0.012	1	Li	0.002	0	Li	0.002	0	Li	0.004	0
Lu	0.001	0	Lu	0.000	0	Lu	0.000	0	Lu	0.000	0
Mo	0.000	0	Mo	0.003	0	Mo	0.002	0	Mo	0.002	0
Nb	0.000	0	Nb	0.000	0	Nb	0.000	0	Nb	0.000	0
Pd	0.006	0	Pd	0.001	0	Pd	0.000	0	Pd	0.001	0
Pr	0.009	0	Pr	0.000	0	Pr	0.000	0	Pr	0.001	0
Pt	0.000	0	Pt	0.000	0	Pt	0.000	0	Pt	0.000	0
Rb	0.033	2	Rb	0.002	0	Rb	0.004	0	Rb	0.009	0
Rh	0.000	0	Rh	0.000	0	Rh	0.000	0	Rh	0.000	0
Ru	0.000	0	Ru	0.000	0	Ru	0.000	0	Ru	0.000	0
Sb	0.000	0	Sb	0.001	0	Sb	0.002	0	Sb	0.001	0
Sc	0.008	0	Sc	0.000	0	Sc	0.000	0	Sc	0.001	0
Se	0.000	0	Se	0.003	0	Se	0.000	0	Se	0.000	0
Sm	0.012	1	Sm	0.000	0	Sm	0.000	0	Sm	0.001	0
Sn	0.000	0	Sn	0.000	0	Sn	0.000	0	Sn	0.000	0
Sr	0.755	38	Sr	0.357	18	Sr	0.253	13	Sr	0.544	27
Ta	0.000	0	Ta	0.000	0	Ta	0.000	0	Ta	0.000	0
Tb	0.002	0	Tb	0.000	0	Tb	0.000	0	Tb	0.000	0
Te	0.000	0	Te	0.000	0	Te	0.000	0	Te	0.000	0
Th	0.012	1	Th	0.001	0	Th	0.000	0	Th	0.000	0
Ti	0.010	0	Ti	0.002	0	Ti	0.000	0	Ti	0.005	0
Tl	0.001	0	Tl	0.000	0	Tl	0.000	0	Tl	0.001	0
Tm	0.001	0	Tm	0.000	0	Tm	0.000	0	Tm	0.000	0
U	0.008	0	U	0.001	0	U	0.000	0	U	0.000	0
V	0.000	0	V	0.010	1	V	0.006	0	V	0.003	0
W	0.000	0	W	0.000	0	W	0.000	0	W	0.000	0
Y	0.071	4	Y	0.000	0	Y	0.000	0	Y	0.013	1
Yb	0.006	0	Yb	0.000	0	Yb	0.000	0	Yb	0.002	0
Zn	0.501	25	Zn	0.000	0	Zn	0.000	0	Zn	0.316	16
Zr	0.002	0	Zr	0.000	0	Zr	0.000	0	Zr	0.000	0



WATERLAB (PTY) LTD

23B De Havilland Crescent
Persequor Techno Park,
Meiring Naudé Road, Pretoria
P.O. Box 283, 0020

Telephone: +2712 – 349 – 1066
Facsimile: +2712 – 349 – 2064
Email: accounts@waterlab.co.za

CERTIFICATE OF ANALYSES TRANSFORMATION / DISSOLUTION

Date received:	20/02/2019	Date completed:	22/03/2019
Project number:	132	Report number:	81060
		Order number:	PO19-09925
Client name:	Jones & Wagener	Contact person:	Marius van Zyl
Address:	PO Box 1434, Rivonia, 2128	Email:	vanzyl@jaws.co.za
Telephone:	0115190200	Cell:	082 880 1250

Analyses	Coal Slurry	
	mg/ℓ	mg/kg
Sample Number	55822	
Dry Mass Used (g)	0.1	
Volume Used (mℓ)	1000	
<i>Inorganic Anions</i>	mg/ℓ	mg/kg
Chloride as Cl	<2	<20000
Sulphate as SO ₄	<2	<2000
Nitrate as N	<0.1	<1000
Fluoride as F	<0.2	<2000
Ortho-Phosphate as P	<0.1	<1000
Hexavalent Chromium as Cr ⁶⁺	<0.010	<100
ICP-MS full Quant	See tab ICP TDT	

Transformation / Dissolution testing
 Jones & Wagener
 Report No 7 81060
 Order No PO19-09925

		Lab ID
Coal Slurry		55822
Sample Weight		0.1
Sample Volume		1000
Massa / liter		10000
Element	mg/l	mg/kg
Al	0.000	0
Ca	0.000	0
Fe	0.000	0
K	0.039	390
Mg	0.070	700
Mn	0.002	20
Na	0.370	3700
Si	0.033	330
Ag	0.000	0
Al	0.000	0
As	0.000	2
Au	0.000	0
B	0.000	0
Ba	0.001	12
Be	0.000	0
Bi	0.000	0
Ca	7.450	74500
Cd	0.000	0
Ce	0.000	0
Co	0.000	1
Cr	0.000	0
Cs	0.000	0
Cu	0.000	0
Dy	0.000	0
Er	0.000	0
Eu	0.000	0
Fe	0.011	110
Ga	0.000	2
Gd	0.000	0
Ge	0.000	0
Hf	0.000	1
Hg	0.000	2
Ho	0.000	0
In	0.000	0
Ir	0.000	0
K	0.000	0
La	0.000	0
Li	0.000	0
Lu	0.000	0
Mg	0.000	0
Mn	0.000	0
Mo	0.000	0
Na	20.900	209000
Nb	0.000	0
Nd	0.000	0
Ni	0.000	0
Os	0.000	0
P	0.000	0
Pb	0.000	0
Pd	0.000	0
Pr	0.000	0
Pt	0.000	0
Rb	0.000	0
Rh	0.000	0
Ru	0.000	0
Sb	0.000	1
Sc	0.000	0
Se	0.000	0
Si	0.000	0
Sm	0.000	0
Sn	0.000	0
Sr	0.001	12
Ta	0.000	0
Tb	0.000	0
Te	0.000	2
Th	0.000	0
Ti	0.009	87
Tl	0.000	0
Tm	0.000	0
V	0.000	3
W	0.000	0
Y	0.000	0
Yb	0.000	0
Zn	0.000	0
Zr	0.000	0

WATERLAB (PTY) LTD

CERTIFICATE OF ANALYSIS



WATERLAB

Project :
Client : Jones and Wagener Engineering
Report Number : 81065-A

Sample Origin	Sample ID	Ag (mg/L)	Al (mg/L)	As (mg/L)	Au (mg/L)	B (mg/L)	Ba (mg/L)	Be (mg/L)	Bi (mg/L)	Ca (mg/L)	Cd (mg/L)	Ce (mg/L)	Co (mg/L)
		< 0.001	<0.100	< 0.001	< 0.001	< 0.001	< 0.001	< 0.001	< 0.001	<1	< 0.001	< 0.001	< 0.001
UB110	55842	< 0.001	< 0.100	< 0.001	< 0.001	0.119	0.582	< 0.001	< 0.001	21	< 0.001	< 0.001	0.002
WBH2510	55843	< 0.001	< 0.100	< 0.001	< 0.001	0.019	0.212	< 0.001	< 0.001	8	< 0.001	< 0.001	0.002

Sample Origin	Sample ID	Cr (mg/L)	Cs (mg/L)	Cu (mg/L)	Dy (mg/L)	Er (mg/L)	Eu (mg/L)	Fe (mg/L)	Ga (mg/L)	Gd (mg/L)	Ge (mg/L)	Hf (mg/L)	Hg (mg/L)
		< 0.001	< 0.001	< 0.001	< 0.001	< 0.001	< 0.001	<0.025	< 0.001	< 0.001	< 0.001	< 0.001	< 0.001
UB110	55842	< 0.001	< 0.001	< 0.001	< 0.001	< 0.001	< 0.001	0.041	0.036	< 0.001	< 0.001	0.001	< 0.001
WBH2510	55843	< 0.001	< 0.001	< 0.001	< 0.001	< 0.001	< 0.001	0.079	0.016	< 0.001	< 0.001	< 0.001	< 0.001

Sample Origin	Sample ID	Ho (mg/L)	In (mg/L)	Ir (mg/L)	K (mg/L)	La (mg/L)	Li (mg/L)	Lu (mg/L)	Mg (mg/L)	Mn (mg/L)	Mo (mg/L)	Na (mg/L)	Nb (mg/L)
		< 0.001	< 0.001	< 0.001	<0.5	< 0.001	< 0.001	< 0.001	<1	<0.025	< 0.001	<1	< 0.001
UB110	55842	< 0.001	< 0.001	< 0.001	4.3	< 0.001	0.007	< 0.001	13	0.248	0.001	68	< 0.001
WBH2510	55843	< 0.001	< 0.001	< 0.001	2.2	< 0.001	0.004	< 0.001	3	0.315	< 0.001	16	< 0.001

Sample Origin	Sample ID	Nd (mg/L)	Ni (mg/L)	Os (mg/L)	P (mg/L)	Pb (mg/L)	Pd (mg/L)	Pr (mg/L)	Pt (mg/L)	Rb (mg/L)	Rh (mg/L)	Ru (mg/L)	Sb (mg/L)
		< 0.001	< 0.001	< 0.001	< 0.001	< 0.001	< 0.001	< 0.001	< 0.001	< 0.001	< 0.001	< 0.001	< 0.001
UB110	55842	< 0.001	0.001	< 0.001	< 0.001	< 0.001	< 0.001	< 0.001	< 0.001	0.004	< 0.001	< 0.001	< 0.001
WBH2510	55843	< 0.001	0.002	< 0.001	0.023	< 0.001	< 0.001	< 0.001	< 0.001	0.002	< 0.001	< 0.001	0.001

Sample Origin	Sample ID	Sc (mg/L)	Se (mg/L)	Si (mg/L)	Sm (mg/L)	Sn (mg/L)	Sr (mg/L)	Ta (mg/L)	Tb (mg/L)	Te (mg/L)	Th (mg/L)	Ti (mg/L)	Tl (mg/L)
		< 0.001	< 0.001	<0.2	< 0.001	< 0.001	< 0.001	< 0.001	< 0.001	< 0.001	< 0.001	< 0.001	< 0.001
UB110	55842	< 0.001	< 0.001	5.1	< 0.001	< 0.001	0.293	< 0.001	< 0.001	< 0.001	< 0.001	0.008	< 0.001
WBH2510	55843	< 0.001	< 0.001	10.1	< 0.001	< 0.001	0.091	< 0.001	< 0.001	< 0.001	< 0.001	0.003	< 0.001

Sample Origin	Sample ID	Tm (mg/L)	U (mg/L)	V (mg/L)	W (mg/L)	Y (mg/L)	Yb (mg/L)	Zn (mg/L)	Zr (mg/L)
		< 0.001	< 0.001	< 0.001	< 0.001	< 0.001	< 0.001	< 0.001	< 0.001
UB110	55842	< 0.001	< 0.001	< 0.001	< 0.001	< 0.001	< 0.001	0.003	< 0.001
WBH2510	55843	< 0.001	< 0.001	< 0.001	< 0.001	< 0.001	< 0.001	0.004	< 0.001

SOUTH32 SOUTH AFRICA COAL HOLDINGS (PTY) LTD

WOLVEKRANS COLLIERY: VANDYKSDRIFT CENTRAL MINING INFRASTRUCTURE
DEVELOPMENT
COAL SLURRY
GEOCHEMICAL ASSESSMENT AND WASTE CLASSIFICATION REPORT

Report: JW103/19/G535 - Rev 0

APPENDIX B

INFOTOX WASTE CLASSIFICATION REPORT





INFOTOX (Pty) Ltd

2001/000870/07

Retrieval and scientific interpretation of ecotoxicological information

PostNet Suite 112 Private Bag X25723 Monumentpark 0105 SOUTH AFRICA

Tel: 27(12) 346 4668

Fax: 086 513 5478

Cell: 0824165864

e-mail: Info@infotox.co.za

www.infotox.co.za

Project conducted on behalf of Jones & Wagener

GHS Classification of Coal Slurry

Report No 014 - 2019 Rev 2.0

Compiled by

**M H Fourie PhD MSc (Biological Science) MSc (Epidemiology)
Pr Sci Nat (Toxicological Science)**

17 April 2019

Copyright Warning

Copyright of all text and other matter in this document, including the manner of presentation, is the exclusive property of INFOTOX (Pty) Ltd. It is a criminal offence to publish this document or any part of the document under a different cover, or to reproduce and/or use, without written consent, any technical procedure and/or technique contained in this document. The intellectual property reflected in the contents resides with INFOTOX (Pty) Ltd and shall not be used for any project or activity that does not involve INFOTOX (Pty) Ltd, without the written consent of INFOTOX (Pty) Ltd.

This report has been prepared by INFOTOX (Pty) Ltd with all reasonable skill, care and diligence within the terms of the Agreement with the Client. The report is confidential to the client and INFOTOX (Pty) Ltd accepts no responsibility of whatsoever nature to third parties whom this report, or any part thereof, is made known. Any such parties rely upon the report at their own risk.



WCA van Niekerk PhD QEP (USA) Pr Sci Nat (Environmental Science)
Managing Director

17 April 2019

Internal review:

WCA van Niekerk PhD QEP (USA) Pr Sci Nat (Environmental Science)

Expertise and Declaration of Independence

This report was prepared by INFOTOX (Pty) Ltd (“INFOTOX”). Established in 1991, INFOTOX is a professional scientific company, highly focused in the discipline of ecotoxicological risk assessment. Both occupational and environmental human health risks, as well as risks to ecological receptors, are addressed.

Dr Willie van Niekerk, Managing Director of INFOTOX, has BSc, Hons BSc and MSc degrees from the University of Potchefstroom and a PhD from the University of South Africa. He is a Qualified Environmental Professional (QEP), certified by the Institute of Professional Environmental Practice (IPEP) in the USA (No 07960160), and a registered Professional Natural Scientist (Pr Sci Nat, Environmental Science, No 400284/04). Dr Van Niekerk has specialised in chemical toxicology and human health risk assessments, but he has experience in many other areas in the disciplines of analytical and environmental sciences.

Dr Marlene Fourie has BSc and Hons BSc degrees from the University of Stellenbosch and MSc and PhD degrees from the University of Pretoria. Her field of specialisation is reproductive biology/toxicology. Dr Fourie also has an MSc-degree in epidemiology from the University of Pretoria. Following positions as Medical Natural Scientist at the Andrology Unit, Department of Urology, University of Pretoria and the Pretoria Academic Hospital from 1987 to 2001, she joined INFOTOX as a Medical Biological Scientist. Dr Fourie has conducted many health risk assessments and projects relating to the health status of communities. She is a registered Professional Natural Scientist (Pr Sci Nat, Toxicological Science, No 400190/14). Dr Fourie has completed the Globally Harmonised System (GHS) course *Classifying and Labelling Chemicals According to the UN GHS*, presented by the United Nations Institute for Training and Research (UNITAR) in 2017, with previous experience in GHS classification since 2010.

This specialist report was compiled for Jones & Wagener. We do hereby declare that we are financially and otherwise independent of Jones & Wagener.

Signed on behalf of INFOTOX (Pty) Ltd, duly authorised in the capacity of Managing Director:

The image shows a handwritten signature in black ink, which appears to be 'W. van Niekerk'. To the right of the signature is a circular professional seal. The seal contains the text: 'INSTITUTE OF PROFESSIONAL ENVIRONMENTAL PRACTICE' around the top edge, 'WILLEM C. A. VAN NIEKERK' in the center, 'QUALIFIED ENVIRONMENTAL PROFESSIONAL' around the bottom edge, and 'No. 07960160' at the very bottom. There is a small star symbol at the bottom center of the seal.

Willem Christiaan Abraham van Niekerk

17 April 2019

Executive Summary

South Africa has adopted the Globally Harmonized System (GHS) of classification and labelling of chemicals, as represented in South African National Standard SANS 10234:2008. The aim of the GHS is to have, worldwide, the same:

- criteria for classifying chemicals according to their physical, health and environmental hazards; and
- hazard communication requirements for labelling and safety data sheets.

The GHS is based on a broad description of hazard classes in the main categories of physical hazards, hazards to human health and hazards to aquatic ecosystems. For each of the hazards a series of hazard statement codes (H-codes) has been developed, to assist in the classification. For each of the hazard statement codes that relates to the intrinsic properties of a hazardous constituent in the slurry under assessment there is a limiting concentration above which the slurry would classify as hazardous and below which it would be non-hazardous. Multi-component materials are dealt with by summation of concentrations of constituents with similar hazards. Where reference is made to the GHS in this report, it means the GHS as represented in SANS 10234:2008. Hazard classification according to the GHS is the basic step in the preparation of safety data sheets (SDSs) that provide information and codes for hazard communication.

A coal slurry sample was submitted for analysis by Jones & Wagener. Results were given to INFOTOX for hazard assessment following the approach and methods prescribed in SANS 10234:2008. INFOTOX has not evaluated any physical hazards as defined in the GHS. Physical hazards refer to explosive properties, flammability, self-reacting and self-heating characteristics, pyrophoric and oxidising properties, generation of hazardous or flammable gases when in contact with water and chemical properties that will materially damage, or even destroy metals.

The slurry is not classified as acutely toxic by the oral, dermal or inhalation routes of exposure. Based on the chemical properties of the constituents of the slurry, coal slurry is not a corrosion or irritation hazard to the skin or eyes. However, although SANS 10234:2008 does not include a specific hazard class for mechanical eye or skin irritation, it is noted that coal slurry may cause mechanical irritation to the skin and eyes after prolonged unprotected exposure. The slurry is not hazardous with regard to skin or respiratory sensitisation. Coal slurry is not classified as a germ cell mutagen and is not a cancer hazard. The slurry is not classified as a reproductive hazard, or as hazardous to specific target organs following single exposures. If the coal slurry should dry out and the dry material should generate dust, prolonged or repeated inhalation may cause damage to the lungs, due to the presence of the quartz mineral. However, the outcome is not necessarily silicosis, but suitable respiratory equipment is recommended if dust is generated during use or handling of dry slurry solids. The slurry precipitate is muddy and presents an aspiration hazard; therefore, the slurry may be harmful if swallowed and enters airways. With regard to the aquatic environment, coal slurry is not harmful to the aquatic environment. However, this does not imply that coal slurry may be disposed of in the aquatic environment and the usual precautionary principles to prevent environmental spills of the slurry are applicable.

Table of Contents

1	Introduction and terms of reference.....	1
2	Chemical analyses for the classification of materials.....	1
3	Analytical results	2
3.1	Bio-elution (bio-accessibility) tests.....	2
3.2	Transformation/dissolution leach test	3
3.3	pH, deionised water leach test and hexavalent chromium	4
3.4	X-Ray Diffraction analysis	5
4	Physical hazards assessment	5
5	Human health hazard assessment	5
5.1	Introduction	5
5.2	Acute toxicity data review	6
5.3	Skin and eye corrosion and irritation	7
5.4	Skin and respiratory sensitisation	9
5.5	Germ cell mutagenicity	10
5.6	Carcinogenicity.....	11
5.7	Reproductive toxicity	11
5.8	Specific target organ toxicity.....	12
5.9	Aspiration hazards.....	13
6	Assessment of hazards to aquatic ecosystems	14
6.1	Surrogate species and toxicity data	14
6.2	Hazard categories of acute toxicity	14
6.3	Hazard categories of chronic toxicity	14
6.4	Assessment of preparations according to SANS 10234:2008.....	15
6.5	Aquatic hazard assessment of the slurry	17
7	Conclusions - classification according to the GHS.....	18
8	References.....	19

List of Tables

Table 3.1.1:	Bio-accessibility of elemental constituents of the slurry (bio-elution tests).	3
Table 3.2.1:	Results of the transformation/dissolution leach tests conducted on the slurry.....	4
Table 3.3.1:	pH, anions and hexavalent chromium.	4
Table 3.4.1:	Mineral composition of the slurry based on XRD.....	5
Table 5.2.1:	Oral acute toxicity estimates for the constituents of the slurry.	6
Table 5.2.2:	Dermal acute toxicity estimates for the constituents of the slurry.....	7
Table 5.2.3:	Inhalation acute toxicity estimates for the constituents of the slurry.....	7
Table 5.2.4:	Acute toxicity classification of the slurry.	7
Table 5.3.1:	Skin hazard classification of constituents of the slurry.....	8
Table 5.3.2:	Summary of criteria for the classification of the slurry as hazardous to skin. ...	8
Table 5.3.3:	Eye hazard classification of constituents in the slurry.....	8
Table 5.3.4:	Criteria for the classification of the slurry in eye categories 1 or 2.	9
Table 5.3.5:	Skin hazard classification of the slurry.....	9
Table 5.3.6:	Classification of the slurry as hazardous to the eyes.	9
Table 5.4.1:	Constituents of the slurry classified as skin contact or respiratory sensitisers.....	10
Table 5.4.2:	Classification of the slurry with regard to skin or respiratory sensitisation.....	10
Table 5.5.1:	Constituents of the slurry classified as germ cell mutagens.....	10
Table 5.5.2:	Germ cell mutagen classification of the slurry.	10
Table 5.6.1:	Constituents of the slurry classified as carcinogenic.....	11
Table 5.6.2:	Carcinogenicity classification of the slurry.	11
Table 5.7.1:	Constituents of the slurry classified as reproductive toxicants.	12
Table 5.7.2:	Reproductive hazard classification of the slurry.....	12
Table 5.8.1:	Constituents of the slag classified as STOT-SE.	12
Table 5.8.2:	Constituents classified as STOT-RE.	13
Table 5.8.3:	STOT classification of the slurry.....	13
Table 5.9.1:	Aspiration hazard classification of material.....	13
Table 6.2.1:	Hazard categories of acute toxicity to the aquatic environment.	14
Table 6.3.1:	Hazard categories of chronic toxicity to the aquatic environment.	15
Table 6.3.2:	Chronic toxicity hazard category 4: “safety net” classification.....	15
Table 6.4.1:	Aquatic toxicity M factors for highly toxic constituents of mixtures (SANS 10234:2008).....	16
Table 6.4.2:	Constituents classified as hazardous to the aquatic environment, acute hazard category 1, H400, very toxic to aquatic life.	16

Table 6.4.3:	Constituents classified as hazardous to the aquatic environment, long-term (chronic) hazard categories.....	17
Table 6.4.4:	Equations and limiting concentrations for classification of mixtures regarding acute hazards to the aquatic environment following the summation approach.....	17
Table 6.4.5:	Equations and limiting concentrations for classification of mixtures regarding chronic hazards to the aquatic environment following the summation approach.....	17
Table 6.5.1:	Acute hazard to the aquatic environment classification.	18
Table 6.5.2:	Chronic hazard to the aquatic environment classification.	18
Table 7.1:	Summary of hazard classifications of the slurry.....	18

1 Introduction and terms of reference

South Africa has adopted the Globally Harmonized System (GHS) of classification and labelling of chemicals, as represented in South African National Standard SANS 10234:2008. The aim of the GHS is to have, worldwide, the same:

- criteria for classifying chemicals according to their physical, health and environmental hazards; and
- hazard communication requirements for labelling and safety data sheets.

The GHS is based on a broad description of hazard classes in the main categories of physical hazards, hazards to human health and hazards to aquatic ecosystems. For each of the hazard categories a series of hazard statement codes (H-codes) has been developed, to assist in the classification. The assessment of a multi-component material starts with the individual assessment of the constituents of the slurry. A multi-component chemical or mineralogical material is referred to as a mixture or a preparation. For each of the hazard statement codes that relates to the intrinsic properties of hazardous constituents in the slurry under assessment, a limiting concentration is specified above which the slurry would classify as hazardous and below which it would be non-hazardous. Multi-component materials are dealt with by summation of concentrations of constituents with similar hazards. Where reference is made to the GHS in this report, it means the GHS as represented in SANS 10234:2008. Hazard classification according to the GHS is the basic step in the preparation of safety data sheets (SDSs) that provide information and codes for hazard communication.

Material was submitted for analysis by Jones & Wagener. Extractions and analyses were conducted on dried slurry material. Reference to “slurry” in the text thus means “dried slurry material”. Results were given to INFOTOX for hazard assessment following the approach and methods prescribed in SANS 10234:2008.

2 Chemical analyses for the classification of materials

The default hazard classification is based on the total concentration of a substance, expressed as a percentage. However, hazard classification is complex in the case of certain materials that can be described as preparations, for which the default classification approach is not suitable. Examples of such preparations are soil, metallurgical slags and dusts, mineral ores and metal alloys. It should be recognised that these preparations have their own specific physical, chemical and toxicological/ecotoxicological properties distinct from those of their elemental constituents.

Bio-elution testing is a means of estimating the bio-accessibility of inorganic elements from preparations. Bio-elution refers to in vitro methods used to measure the elution of a substance, such as inorganic elements, in artificial biological fluids. Bio-accessibility refers to the amount of a chemical that is available to interact with an organism’s contact surfaces, and is therefore potentially available for absorption. Relevant simulated fluids have been developed for the gastric, intestinal and alveolar systems, saliva and for sweat, since the widely used deionised

water leach test is not representative of the biological environment. The bio-accessible concentration of an element is expressed as the mass per cent of an element in the preparation that would be available to interact with relevant physiological contact surfaces according to the specific body fluid. For example, hazards associated with inhalation of elements in dusts from materials can be determined from bio-elution tests in alveolar fluid. The assessment based on the bio-elution tests is accepted as the most relevant, since the tests represent the bio-accessibility of the relevant elements, as opposed to “exhaustive” analyses such as the aqua regia analysis.

Bio-elution tests were conducted by Waterlab (Pty) Ltd. The bio-elution results of the samples are presented in Section 3.1.

The GHS provides guidance on how to deal with hazards to the aquatic ecosystem in the case of preparations that contain poorly soluble elements, such as mineral ores and dusts or mineralogical materials. Assessment of hazards to the aquatic environment requires a test for transformation/dissolution of metals and metal compounds in aqueous media, as described in the GHS. This test provides information on the proportion of a metal, expressed as mass per cent in the slurry, which would be available to exert its toxic effects on aquatic organisms in freshwater systems. Elution is performed at pH 6, pH 7 and pH 8 in a standard aqueous test medium that contains sodium bicarbonate, potassium chloride, calcium chloride and magnesium sulphate.

Transformation/dissolution tests were conducted by Waterlab (Pty) Ltd. The test results of the samples are presented in Section 3.2.

Anions are determined by Waterlab (Pty) Ltd in a separate deionised water leach test at a liquid-to-solids ratio of 20:1 (v/m). The pH is reported, which may be useful in interpretations regarding the potential corrosivity of a preparation. These data are presented in Section 3.3.

Fine particulates of certain mineralogical phases may exert toxic effects, most notably irritation effects, which may not be evident from the interpretation of bio-elution tests. These potential effects are evaluated by examination of the mineralogical properties of the slurry by means of X-Ray Diffraction (XRD). XRD investigates the crystalline structure of materials, and one of the applications is to identify the mineral composition of materials such as metallurgical materials. XRD analysis was done by XRD Analytical Consulting cc on data collected by a PANalytical diffractometer using the Autoquan Rietveld software. The XRD results for the slurry are listed in Section 3.4.

3 Analytical results

3.1 Bio-elution (bio-accessibility) tests

The results of the bio-elution (bio-accessibility) tests are presented in Table 3.1.1. Elements not detected by the analytical laboratory are reported as “not detected”. Quantities in mg/kg are reported to the second decimal and values smaller than 0.01 are indicated as < 0.01. Mass per cent values are reported to the fourth decimal and mass percentages smaller than 0.0001 are reported as < 0.0001.

Table 3.1.1: Bio-accessibility of elemental constituents of the slurry (bio-elution tests).

Analyte	Gastro-intestinal elution*		Sweat elution		Alveolar elution	
	mg/kg	Mass %	mg/kg	Mass %	mg/kg	Mass %
Ag	0.07	<0.0001	Not detected		Not detected	
Al	469.00	0.0469	Not detected		41.65	0.0042
As	0.67	0.0001	0.12	<0.0001	0.59	0.0001
B	2.68	0.0003	1.53	0.0002	1.42	0.0001
Ba	159.32	0.0159	72.72	0.0073	10.00	0.0010
Be	0.51	0.0001	0.16	<0.0001	Not detected	
Ca	3 853.00	0.3853	Not detected		2 733.50	0.2734
Cd	0.06	<0.0001	0.04	<0.0001	Not detected	
Co	5.21	0.0005	3.41	0.0003	0.16	<0.0001
Cr (total)	2.78	0.0003	0.32	<0.0001	Not detected	
Cu	11.48	0.0011	1.79	0.0002	0.82	0.0001
Fe	9 775.00	0.9775	22.25	0.0022	3 231.00	0.3231
Hg	0.03	<0.0001	Not detected		0.01	<0.0001
Li	0.59	0.0001	0.19	<0.0001	0.11	<0.0001
Mg	511.00	0.0511	205.00	0.0205	776.50	0.0777
Mn	308.00	0.0308	9.15	0.0009	239.20	0.0239
Mo	0.13	<0.0001	0.08	<0.0001	0.11	<0.0001
Na	1 320.00	0.1320	Not detected		725.00	0.0725
Ni	11.03	0.0011	7.52	0.0008	0.49	<0.0001
Pb	4.25	0.0004	0.08	<0.0001	Not detected	
Sb	0.05	<0.0001	0.07	<0.0001	0.08	<0.0001
Se	0.14	<0.0001	Not detected		Not detected	
Sn	0.01	<0.0001	Not detected		Not detected	
Tl	0.07	<0.0001	0.03	<0.0001	Not detected	
V	0.52	0.0001	0.13	<0.0001	0.31	<0.0001
W	0.02	<0.0001	0.01	<0.0001	0.01	<0.0001
Zn	25.05	0.0025	15.82	0.0016	Not detected	
Zr	0.08	<0.0001	0.02	<0.0001	0.01	<0.0001

* Maximum concentration of the gastric and intestinal elutions

3.2 Transformation/dissolution leach test

Results of the transformation/dissolution test for the assessment of hazards to aquatic ecosystems are presented in Table 3.2.1. Elements not detected by the analytical laboratory are reported as “not detected”. Quantities in mg/kg are reported to the second decimal and values smaller than 0.01 are indicated as < 0.01. Mass per cent values are reported to the fourth decimal and mass percentages smaller than 0.0001 are reported as < 0.0001.

Table 3.2.1: Results of the transformation/dissolution leach tests conducted on the slurry.

Element	Leachable concentration	
	mg/kg	Mass %
Ag	Not detected	
As	1.59	0.0002
Be	Not detected	
Cd	Not detected	
Co	0.75	0.0001
Cr (total)	Not detected	
Cu	Not detected	
Hg	2.02	0.0002
Mn	Not detected	
Ni	Not detected	
Pb	Not detected	
Sb	0.57	0.0001
Se	Not detected	
Tl	0.18	0.0000
Zn	Not detected	

3.3 pH, deionised water leach test and hexavalent chromium

Results of the deionised water leach test at a liquid-to-solids ratio of 20:1 (v/m) are presented in Table 3.3.1. Decimals are as reported by the analytical laboratory. The paste pH is reported, which may be useful in interpretations regarding the potential corrosivity of the slurry. Hexavalent chromium was determined through alkaline digestion and colorimetric analysis by ultraviolet-visible (UV-VIS) spectrophotometry.

Table 3.3.1: pH, anions and hexavalent chromium.

Parameter	Value	
pH	7.4	
Anions	mg/kg leachable	Mass %
Nitrate as N	0.4	<0.0001
Ortho-phosphate as P	< 0.1	not detected
Fluoride as F	1.4	0.0001
Hexavalent Cr	<0.1	not detected

3.4 X-Ray Diffraction analysis

The XRD results for the slurry are listed in Table 3.4.1. The percentage by mass is rounded as reported by the laboratory.

Table 3.4.1: Mineral composition of the slurry based on XRD.

Mineralogical phase	Chemical formula	CAS number	Mass %
Quartz	SiO ₂	14808-60-7	14.18
Goethite	αFeO(OH)	1310-14-1	0.51
Kaolinite	Al ₂ O ₃ · 2SiO ₂ · 2H ₂ O	1318-74-7	21.13
Dolomite	CaMg(CO ₃) ₂	16389-88-1	0.41
Microcline	K(AlSi ₃ O ₈)	68476-25-5	4.52
Muscovite	KAl ₂ (AlSi ₃ O ₁₀)(F,OH) ₂	1318-94-1	4.80
Amorphous	Not applicable	Unknown	54.45

4 Physical hazards assessment

Physical hazards refer to explosive properties, flammability, self-reacting and self-heating characteristics, pyrophoric and oxidising properties, generation of hazardous or flammable gases when in contact with water and chemical properties that will materially damage, or even destroy metals. INFOTOX has not evaluated any physical hazards as defined in the GHS.

5 Human health hazard assessment

5.1 Introduction

The constituents were classified in various GHS hazard categories according to SANS 10234:2008. Classifications were according to the salts of constituents. The classifications were sourced from the Classification and Labelling Inventory (C&L Inventory) of the European Chemical Agency (ECHA online). Salts with appropriate thermodynamic properties were selected. Classifications were done with regard to hazards to human health related to each of the following hazard classes:

- Acute toxicity
- Skin corrosion and skin irritation
- Serious eye damage and eye irritation
- Respiratory sensitisation and skin sensitisation
- Germ cell mutagenicity
- Carcinogenicity
- Reproductive toxicity
- Specific target organ toxicity — single exposure
- Specific target organ toxicity — repeated exposure
- Aspiration hazards

5.2 Acute toxicity data review

According to SANS 10234:2008, substances are allocated to one of five acute toxicity hazard categories based on acute toxicity (lethal dose data) by the oral, dermal or inhalation route of exposure. Acute toxicity values, namely, the 50 per cent lethal dose (LD50¹) for oral or dermal exposure and the 50 per cent lethal concentration (LC50²) for inhalation exposure, are required for classification purposes. These are presented in Tables 5.2.1 to 5.2.3 for oral, dermal and inhalation toxicity, respectively. Acute toxicity values are not rounded to the nearest integer, because the values are used in further calculations that are rounded.

Table 5.2.1: Oral acute toxicity estimates for the constituents of the slurry.

Element	Oral LD50	Acute toxicity category and H-code
	mg/kg	
Al	394.3	4 – H302
As	26.0	2 – H300
Ba	262.7	3 – H301
Be	8.6	2 – H300
Cd	237.7	3 – H301
Co	161.1	3 – H301
Cu	199.1	3 – H301
F	45.0	2 – H300
Fe	183.8	3 – H301
Hg	3.1	1 – H300
Li	63.1	3 – H301
Ni	189.6	3 – H301
Pb	341.6	4 – H302
Sb	229.0	3 – H301
Se	69.0	3 – H301
Tl	4.0	1 – H300
V	209.0	3 – H301
Zn	202.5	3 – H301

¹ The LD50 is the amount of a chemical, given all at once, which causes the death of 50 per cent of a group of test animals.

² LC50 is the concentration of a chemical in air which causes the death of 50 per cent of a group of test animals exposed through inhalation within the stated study time.

Table 5.2.2: Dermal acute toxicity estimates for the constituents of the slurry.

Element	Dermal LD50	Acute toxicity category and H-code
	mg/kg	
Hg	30.9	1 - H300

Table 5.2.3: Inhalation acute toxicity estimates for the constituents of the slurry.

Element	Inhalation LC50	Acute toxicity category and H-code
	mg/litre	
As	0.1	2 – H330
Ba	0.8	3 – H331
Be	0.004	1 – H330
Cd	0.02	1 – H330
Hg	0.03	1 – H330
Ni	0.68	3 – H331
Pb	1.02	4 – H332
Sb	0.7	3 – H331
Se	0.35	2 – H330
Tl	0.04	1 – H330

The oral, dermal and inhalation toxicity data in Tables 5.2.1 to 5.2.3, the bio-elution results in Table 3.1.1, and the deionised water leach results in Table 3.3.1, are used to calculate the Acute Toxicity Estimates (ATEs) of the slurry with regard to oral, dermal and inhalation toxicity. The oral toxicity ATE was calculated using the gastro-intestinal bio-elution mass percentage reported in Table 3.1.1. The dermal toxicity was calculated with the sweat bio-elution result and the inhalation toxicity with the alveolar bio-elution result.

Table 5.2.4 presents a summary of the acute toxicity classification and the calculated ATEs. The slurry is not classified as acutely toxic by the oral, dermal or inhalation routes of exposure.

Table 5.2.4: Acute toxicity classification of the slurry.

Acute toxicity category	Oral toxicity (mg/kg)	Dermal toxicity (mg/kg)	Inhalation toxicity (mg/litre)
ATE*	>5000	Hg not detected	>5000
Acute toxicity category	Not classified	Not classified	Not classified
H-code	Not applicable	Not applicable	Not applicable
Hazard statement	Not applicable	Not applicable	Not applicable

*ATE: Acute Toxicity Estimate

5.3 Skin and eye corrosion and irritation

According to SANS 10234:2008, substances may be classified as skin corrosives or skin irritants, depending on the results of animal toxicity studies, or based on the hazard

classifications of constituents of the slurry. The classification of the constituents of the slurry with regard to potential hazards to the skin is presented in Table 5.3.1.

Table 5.3.1: Skin hazard classification of constituents of the slurry.

Skin hazard category, H-code and hazard statement		
Skin corrosion 1A - H314 - Causes severe skin burns and eye damage	Skin irritation 2 - H315 - Causes skin irritation	Skin irritation 3 - H316 - Causes mild skin irritation
W Zr	Ag F Sn Be Fe Tl Cu Mo V Ni, provided Ni \geq 20 mass % P evaluated as PO ₄ ³⁻	Co

The criteria from SANS 10234:2008 are summarised in Table 5.3.2. The sweat bio-elution results were used for the calculations. In addition, if the pH of the substance under assessment (Table 3.3.1) is less than 2.0 or more than 11.5, the substance is considered a skin corrosive (SANS 10234:2008). If none of the criteria are met, the substance is classified as not hazardous with regard to potential corrosive or irritant effects on the skin. The skin hazard classification is given in Table 5.3.5.

Table 5.3.2: Summary of criteria for the classification of the slurry as hazardous to skin.

Sum of constituents classified as	Concentration triggering classification of a mixture as:		
	Skin corrosive	Skin irritant	
	Category 1	Category 2	Category 3
Skin category 1	\geq 5 %	\geq 1 % but < 5 %	
Skin category 2		\geq 10 %	\geq 1 % but < 10 %
Skin category 3			\geq 10 %
(10 x skin category 1) + skin category 2		\geq 10 %	\geq 1 % but < 10 %
(10 x skin category 1) + skin category 2 + skin category 3			\geq 10 %

Regarding eye hazard classifications, irritant and corrosive effects on the eyes are considered, depending on the results of animal toxicity studies, or based on the hazard classifications of constituents of the slurry. The eye hazard classification of constituents of the slurry is given in Table 5.3.3.

Table 5.3.3: Eye hazard classification of constituents in the slurry.

Eye damage 1 - H318 - Causes serious eye damage	Eye irritation 2A - H319 - Causes serious eye irritation			
Al Cu W Zn	Be Ca Co F P (evaluated as PO ₄ ³⁻)	Fe Li Mg Mn	Mo Na Ni NO ₃	Sn Zr Microcline Muscovite

The slurry was assessed according to criteria explained in SANS 10234:2008, summarised in Table 5.3.4. A specific bio-elution test for the eyes was not done, but the alveolar bio-elution

concentrations were used as a best estimate, because the alveolar elution medium is physiologically pH neutral, as are tears.

In addition, if the pH of the substance (Table 3.3.1) is less than 2.0 or more than 11.5, the substance is considered damaging to the eye (SANS 10234:2008). If none of the criteria in Table 5.3.4 are met, and if the pH of the substance is not less than 2 and not more than 11.5, the substance is classified as not potentially damaging or irritating to the eyes.

Table 5.3.4: Criteria for the classification of the slurry in eye categories 1 or 2.

Sum of constituents classified as	Concentration triggering classification of the slurry as:	
	Category 1: serious eye damage/irreversible effects on the eye	Category 2: eye irritant/reversible effects on the eye
Eye category 1	≥ 3 %	≥ 1 % but < 3 %
Eye category 2	-	≥ 10 %
Skin category 1 + eye category 1	≥ 3 %	≥ 1 % but < 3 %
(10 x eye category 1) + eye category 2	-	≥ 10 %
10 x (skin category 1 + eye category 1) + eye category 2	-	≥ 10 %

The skin hazard classification is given in Table 5.3.5 and the eye hazard classification in Table 5.3.6. The slurry is not classified as hazardous to the skin or eyes. However, although SANS 10234:2008 does not include a specific hazard class for mechanical irritation, it is noted that dust and grit from the dry material may cause mechanical abrasion and thus irritation in case of prolonged exposure of the unprotected skin and eyes.

Table 5.3.5: Skin hazard classification of the slurry.

Skin hazard category	H-code	Hazard statement
Not classified	Not applicable	Not applicable

Table 5.3.6: Classification of the slurry as hazardous to the eyes.

Eye hazard category	H-code	Hazard statement
Not classified	Not applicable	Not applicable

5.4 Skin and respiratory sensitisation

According to SANS 10234:2008, a respiratory sensitizer is a substance that will lead to hypersensitivity of the airways following inhalation of the substance and a skin sensitizer is a substance that will lead to an allergic response following skin contact. The constituents of the slurry classified as skin or respiratory sensitizers are presented in Table 5.4.1 and the hazard classification of the slurry is presented in Table 5.4.2.

Table 5.4.1: Constituents of the slurry classified as skin contact or respiratory sensitisers.

Skin contact or respiratory sensitiser category, H-code and hazard statement	
Skin sensitisers 1- H317 - May cause an allergic skin reaction	Respiratory sensitisers 1 - H334 - May cause allergy or asthma symptoms or breathing difficulties if inhaled
Be Co Ni, with limit 0.01 mass %	Co Ni

Table 5.4.2: Classification of the slurry with regard to skin or respiratory sensitisation.

Hazard class	Classification	H-code	Hazard statement
Skin	Not classified	Not applicable	Not applicable
Respiratory	Not classified	Not applicable	Not applicable

The conclusion is that the slurry is not classified as a skin or respiratory sensitiser.

5.5 Germ cell mutagenicity

According to SANS 10234:2008, this hazard class covers chemicals that cause mutations³ in the germ cells of humans and that can be transmitted to the progeny. The germ cells in the reproductive tract give rise to the cells that develop into sperm and ova. The terms “genotoxic” and “genotoxicity” are more general than the term “mutagen”. Genotoxicity applies to agents or processes that alter the structure, information content, or segregation of DNA, including those that cause DNA damage by interfering with normal replication processes. Genotoxicity test results are usually taken as indicators for mutagenic effects.

A germ cell mutagen can be classified in one of two hazard categories according to the weight of evidence available. For classification purposes, test results obtained by animal testing for mutagenic and/or genotoxic effects in germ cells and/or somatic cells are considered. The constituents of the slurry classified as germ cell mutagens are listed in Table 5.5.1, and the resultant GHS classification in Table 5.5.2. The slurry is not classified as hazardous with regard to germ cell mutagenicity.

Table 5.5.1: Constituents of the slurry classified as germ cell mutagens.

Germ cell mutagen 1 – H340 - May cause genetic defects	Germ cell mutagen 2 – H341 - Suspected of causing genetic defects
Cd	Co Ni

Table 5.5.2: Germ cell mutagen classification of the slurry.

Hazard category	H-code	Hazard statement
Not classified	Not applicable	Not applicable

³ Heritable genetic changes that can be manifested at the phenotypic level, and underlying DNA modifications, e.g., specific base pair changes and chromosomal translocations.

5.6 Carcinogenicity

SANS 10234:2008 states that classification of a substance as carcinogenic is based on the inherent properties of a substance and does not provide information on the level of the human cancer risk which the use of the substance may present. Classification of a product as carcinogenic, therefore, identifies a hazard, but does not involve or imply any classification of the potential risks associated with exposure. The evaluation is based on evidence from all existing, peer-reviewed published studies and additional data accepted by regulatory agencies. The constituents of the slurry classified as presumed or known human carcinogens are presented in Table 5.6.1 and the resultant GHS classification of the slurry is given in Table 5.6.2. The slurry is not classified as hazardous with regard to carcinogenicity.

Table 5.6.1: Constituents of the slurry classified as carcinogenic.

Constituent	Constituent classification			
	Exposure route, if specified	Hazard category	H-code	Hazard statement
As	Not specified	1 - Known or presumed human carcinogen	H350	May cause cancer
Be	Inhalation			
Cd	Not specified			
Co	Inhalation			
Ni	Inhalation			
Pb	Inhalation or ingestion	2 - Suspected human carcinogen	H351	Suspected of causing cancer by inhalation or ingestion

Table 5.6.2: Carcinogenicity classification of the slurry.

Hazard category	H-code	Hazard statement
Not classified	Not applicable	Not applicable

5.7 Reproductive toxicity

Reproductive toxicity includes the assessment of sexual function, fertility and developmental effects. Adverse effects on sexual function and fertility include alterations to the female and male reproductive system, adverse effects on gamete production and transport, fertility or pregnancy outcomes. Developmental toxicity includes any effect which interferes with normal development of the offspring, either before or after birth. The elements classified as reproductive toxicants are presented in Table 5.7.1 and the resultant GHS classification of the slurry in Table 5.7.2. The slurry is not classified as a known or presumed human reproductive toxicant.

Table 5.7.1: Constituents of the slurry classified as reproductive toxicants.

Element	Constituent classification		
	Hazard category	H-code	Hazard statement
B	1 - Known or presumed human reproductive toxicant; not specified whether fertility or development is affected	H360	May damage fertility or the unborn child
Cd	1 - Known or presumed human reproductive toxicant; fertility and development affected	H360	May damage fertility and the unborn child
Pb			
Co	1 - Known or presumed human reproductive toxicant; fertility affected	H360	May damage fertility
Ni	1 - Known or presumed human reproductive toxicant; development affected	H360	May damage the unborn child
Pb	Effects on or via lactation	H362	May cause harm to breastfed children

Table 5.7.2: Reproductive hazard classification of the slurry.

Hazard class	Hazard category	H-code	Hazard statement
Reproductive toxicity	Not classified	Not applicable	Not applicable
Reproductive toxicity, effects on or via lactation	Not classified	Not applicable	Not applicable

5.8 Specific target organ toxicity

According to SANS 10234:2008, the classification of a substance or mixture as a specific target organ toxicant following single exposure (STOT-SE), depends on the availability of reliable evidence that a single exposure to the substance or mixture has caused consistent and identifiable toxic effects in humans and test animals. Moreover, the effects should be toxicologically significant; that is, the function and/or morphology of the tissue and/or organ has to be affected. Human data are the primary source of evidence, and the route of exposure by which a substance produces specific target organ toxicity should be identified.

Constituents of the slurry classified as STOT-SE are presented in Table 5.8.1. Only one category of classification was applicable, namely category 3 STOT-SE, with hazard statement “may cause respiratory irritation”. The STOT-SE classification of the slurry is given in Table 5.8.3.

Table 5.8.1: Constituents of the slag classified as STOT-SE.

Constituent	Category, H-code and hazard statement
Be Mo	Sn Microcline
STOT-SE category 3 H335: may cause respiratory irritation	

According to SANS 10234:2008, the classification of a substance or mixture as a specific target organ toxicant following prolonged or repeated exposure (STOT-RE), depends on the availability of reliable evidence that prolonged or repeated exposure to the substance or mixture has caused consistent and identifiable toxic effects in humans and test animals. Moreover, the effects should be toxicologically significant; that is, the function and/or morphology of the tissue and/or organ has to be affected. Human data are the primary source of evidence and the route of exposure by which a substance produces specific target organ toxicity should be identified.

The constituents of the slurry classified as STOT-RE are presented in Table 5.8.2.

Table 5.8.2: Constituents classified as STOT-RE.

Category 1. Causes damage to organs through prolonged or repeated exposure (H372)	Category 2. May cause damage to organs through prolonged or repeated exposure (H373)
Route not specified: Ti	Route not specified: Se
Lungs by inhalation: Be	Central and/or peripheral nervous system by inhalation: Hg, concentration limit specified as 0.1 mass % Mn Mo
Respiratory organs by inhalation Ni	Respiratory organs by inhalation: Ni, concentration limit specified as ≥ 0.1 AND < 1 mass % Lungs by inhalation: Quartz mineral (SiO ₂) (14808-60-7); not the element Si
Kidneys by inhalation: Cd	Brain by inhalation and ingestion: Pb
	Kidneys by ingestion: Hg, concentration limit specified as 0.1 mass %

The STOT classification of the slurry is presented in Table 5.8.3. Based on the presence of quartz in the slurry, it is classified as a category 2 STOT-RE, which may cause damage to the lungs through prolonged or repeated inhalation. The outcome is not necessarily silicosis, but suitable respiratory equipment is recommended if dust is generated during use or handling.

Table 5.8.3: STOT classification of the slurry.

Hazard class	Classification	H-code	Hazard statement
STOT-SE	Not classified	Not applicable	Not applicable
STOT-RE	Category 2	H373	May cause damage to lungs through prolonged or repeated inhalation

5.9 Aspiration hazards

Aspiration hazards are related to the potential entry of secretions or foreign material into the trachea (windpipe) and lungs. A substance or a mixture that poses an aspiration hazard causes severe acute effects such as chemical pneumonia, varying degrees of pulmonary injury or death following aspiration. Aspiration of a substance or a mixture can occur if it is vomited after ingestion, which has consequences for labelling and first-aid recommendations on the safety data sheet. The aspiration hazard is increased with increased corrosivity, volatility and viscosity of the vomited substance, and is mostly a function of the hydrocarbon constituents. None of the constituents of the slurry are specifically classified as aspiration hazards and it is not classified as corrosive. However, the slurry is muddy; therefore, it is classified as an aspiration hazard (Table 5.9.1).

Table 5.9.1: Aspiration hazard classification of material.

Hazard category	H-code	Hazard statement
2	H305	May be harmful if swallowed and enters airways

6 Assessment of hazards to aquatic ecosystems

6.1 Surrogate species and toxicity data

According to the GHS, the intrinsic hazard to aquatic ecosystems is represented by the acute and chronic toxicity of a substance. These are dealt with separately. Acute toxicity normally is determined using a fish 96-hour 50 per cent lethal concentration (LC50⁴), a crustacean species 48-hour 50 per cent effect concentration (EC50⁵) and/or an algal species 72- or 96-hour 50 per cent effect concentration (EC50). These species are considered as surrogate for all aquatic organisms. Chronic toxicity is determined using the corresponding no-observed-effect-concentration (NOEC)⁶ values.

6.2 Hazard categories of acute toxicity

The SANS 10234:2008 definitions of the acute toxicity hazard categories of substances hazardous to the aquatic environment are summarised in Table 6.2.1.

Table 6.2.1: Hazard categories of acute toxicity to the aquatic environment.

Hazard category Acute toxicity	Classification criteria
1	96-hr LC50 (for fish): ≤ 1 mg/litre; and/or 48-hr EC50 (for crustacea): ≤ 1 mg/litre; and/or 72- or 96-hr ErC50 (for algae or other aquatic plants): ≤1 mg/litre.
2	96-hr LC50 (for fish): 1 mg/litre < LC50 ≤ 10 mg/litre; and/or 48-hr EC50 (for crustaceans): 1 mg/litre < EC50 ≤ 10 mg/litre; and/or 72- or 96-hr ErC50 (for algae or other aquatic plants): 1 mg/litre < ErC50 ≤ 10 mg/litre.
3	96-hr LC50 (for fish): 10 mg/litre < LC50 ≤ 100 mg/litre; and/or 48-hr EC50 (for crustaceans): 10 mg/litre < EC50 ≤ 100 mg/litre; and/or 72- or 96-hr ErC50 (for algae or other aquatic plants): 10 mg/litre < ErC50 ≤ 100 mg/litre.

6.3 Hazard categories of chronic toxicity

The SANS 10234:2008 definitions of the chronic toxicity hazard categories of substances for which adequate chronic toxicity data are not available, as in the case of the slurry, are summarised in Table 6.3.1. The GHS also specifies a “safety net” classification, presented in Table 6.3.2.

⁴ LC50 is the lethal concentration in water required to kill 50 per cent of the aquatic population.

⁵ EC50 is the effective concentration of a substance that causes 50 per cent of the maximum response after exposure for 48, 72- or 96-hours.

⁶ NOEC is the highest concentration used in a toxicity test that does not cause a toxic effect that is statistically significantly (usually set at $p \leq 0.05$) different to the control. NOECs typically affect 10 to 30% of a population (Warne and Van Dam 2008).

Table 6.3.1: Hazard categories of chronic toxicity to the aquatic environment.

Hazard category Chronic toxicity	Classification criteria
1	96-hr LC50 (for fish): ≤ 1 mg/litre; and/or 48-hr EC50 (for crustacea): ≤ 1 mg/litre; and/or 72- or 96-hr ErC50 (for algae or other aquatic plants): ≤ 1 mg/litre and the substance is not rapidly degradable; and/or the experimentally determined bioconcentration factor (BCF) ≥ 500 ; or, if absent the log Kow (log octanol-water partition coefficient) ≥ 4.0
2	96-hr LC50 (for fish): $1 \text{ mg/litre} < \text{LC50} \leq 10 \text{ mg/litre}$; and/or 48-hr EC50 (for crustaceans): $1 \text{ mg/litre} < \text{EC50} \leq 10 \text{ mg/litre}$; and/or 72- or 96-hr ErC50 (for algae or other aquatic plants): $1 \text{ mg/litre} < \text{ErC50} \leq 10 \text{ mg/litre}$ and the substance is not rapidly degradable and/or the experimentally determined BCF ≥ 500 ; or, if absent the log Kow ≥ 4.0
3	96-hr LC50 (for fish): $10 \text{ mg/litre} < \text{LC50} \leq 100 \text{ mg/litre}$; and/or 48-hr EC50 (for crustaceans): $10 \text{ mg/litre} < \text{EC50} \leq 100 \text{ mg/litre}$; and/or 72- or 96-hr ErC50 (for algae or other aquatic plants): $10 \text{ mg/litre} < \text{ErC50} \leq 100 \text{ mg/litre}$ and the substance is not rapidly degradable and/or the experimentally determined BCF ≥ 500 ; or, if absent the log Kow ≥ 4.0

Table 6.3.2: Chronic toxicity hazard category 4: “safety net” classification.

Classification criteria
<i>“Poorly soluble substances for which no acute toxicity is recorded at levels up to the water solubility, and which are not rapidly degradable and have a log Kow ≥ 4.0, indicating a potential to bioaccumulate, will be classified in this category unless other scientific evidence exists showing classification to be unnecessary. Such evidence would include an experimentally determined BCF < 500, or a chronic toxicity NOECs $> 1 \text{ mg/litre}$, or evidence of rapid degradation in the environment.”</i>

6.4 Assessment of preparations according to SANS 10234:2008

SANS 10234:2008 makes provision for the assessment of mixtures or preparations that contain poorly soluble elements, such as mineralogical “preparations”. The GHS methodology determines that assessment of the slurry is based on the aquatic hazard assessment of individual constituents. According to the GHS, components of a mixture in hazard category 1 with LC50, EC50 and ErC50 well below 1 mg/litre might influence the toxicity of the mixture and must be given additional weight in the assessment. Substances with a classification in a high toxicity band therefore contribute to the classification of a mixture, even though all other substances in the mixture might be classified in a lower band. A multiplication factor (M factor) is applied to account for such contributions. LC50 and EC50 [L(E)C50] categories for acute toxicity, NOEC categories for chronic toxicity and the corresponding M factors are listed in Table 6.4.1.

Table 6.4.1: Aquatic toxicity M factors for highly toxic constituents of mixtures (SANS 10234:2008).

Acute toxicity		Chronic toxicity		
L(E)C50 value	M factor	NOEC value	M factor	
			NRD* constituents	RD** constituents
$0.1 < L(E)C50 \leq 1$	1	$0.01 < L(E)C50 \leq 0.1$	1	-
$0.01 < L(E)C50 \leq 0.1$	10	$0.001 < L(E)C50 \leq 0.01$	10	1
$0.001 < L(E)C50 \leq 0.01$	100	$0.0001 < L(E)C50 \leq 0.001$	100	10
$0.0001 < L(E)C50 \leq 0.001$	1 000	$0.00001 < L(E)C50 \leq 0.0001$	1 000	100
$0.00001 < L(E)C50 \leq 0.0001$	10 000	$0.000001 < L(E)C50 \leq 0.00001$	10 000	1 000
(Continue with factor 10 intervals)		(Continue with factor 10 intervals)		

*NRD: non-rapidly degradable, showing a lack of biodegradability or other evidence of a lack of rapid degradation

**RD: rapidly degradable

Constituents of the slurry were classified in GHS hazard classes according to the salts of constituents. The classifications and M factors, where applicable, were sourced from the ECHA C&L Inventory (ECHA online). Salts with appropriate thermodynamic properties were selected.

Constituents with the classification “hazardous to the aquatic environment, acute hazard” are presented in Table 6.4.2. Hexavalent chromium is included because it is sometimes present in the slurry. Only one category of classification was applicable, namely aquatic acute hazard category 1. The associated H-code is H400 and the environmental hazard statement is “very toxic to aquatic life”.

Table 6.4.2: Constituents classified as hazardous to the aquatic environment, acute hazard category 1, H400, very toxic to aquatic life.

Constituent	M factor	Constituent	M factor
Ag	1	Hg	1
As	1	Ni	1
Cd	1	Pb	1
Co	10	Se	1
Cu	10	Zn	1

The constituents that classified in the GHS hazard class “hazardous to the aquatic environment, long-term hazard” are presented in Table 6.4.3.

Table 6.4.3: Constituents classified as hazardous to the aquatic environment, long-term (chronic) hazard categories.

Aquatic chronic 1 – H410 - Very toxic to aquatic life with long-lasting effects	M factor	Aquatic chronic 2 – H411 - Toxic to aquatic life with long-lasting effects	M factor
Ag	1	Be	1
As	1	Mn	1
Cd	1	Sb	1
Co	10	Tl	1
Cu	10		
Hg	1		
Ni	1		
Pb	1		
Se	1		
Zn	1		

The classification of a mixture is dependent on the contribution of all classification categories. Therefore, the mass percentage contents of the various categories are summed (and multiplied with the M factor if applicable), according to the equations in Table 6.4.4 for acute hazards and Table 6.4.5 for chronic hazards (SANS 10234:2008).

Table 6.4.4: Equations and limiting concentrations for classification of mixtures regarding acute hazards to the aquatic environment following the summation approach.

Sum of components for classification	Acute hazard category of the mixture
Acute 1 x M $\geq 25\%$	1
[(M x 10 x Acute 1) + Acute 2] $\geq 25\%$	2
[(M x 100 x Acute 1) + (10 x Acute 2)] + Acute 3 $\geq 25\%$	3

Table 6.4.5: Equations and limiting concentrations for classification of mixtures regarding chronic hazards to the aquatic environment following the summation approach.

Sum of components for classification	Chronic hazard category of the mixture
Chronic 1 x M $\geq 25\%$	1
(M x 10 x Chronic 1) + Chronic 2 $\geq 25\%$	2
(M x 100 x Chronic 1) + (10 x Chronic 2) + Chronic 3 $\geq 25\%$	3
Chronic 1 + Chronic 2 + Chronic 3 + Chronic 4 $\geq 25\%$	4

6.5 Aquatic hazard assessment of the slurry

As pointed out in Section 2, the GHS recommends the transformation/dissolution test for metals and metal compounds in aqueous media. Therefore, the aquatic hazard assessment was based on the results of the transformation/dissolution test in Table 3.2.1.

The classifications regarding hazards to aquatic ecosystems associated with acute and chronic exposures are given in Table 6.5.1 and in Table 6.5.2, respectively.

Table 6.5.1: Acute hazard to the aquatic environment classification.

Hazard category	H-code	Hazard statement
Not classified	Not applicable	Not applicable

Table 6.5.2: Chronic hazard to the aquatic environment classification.

Hazard category	H-code	Hazard statement
Not classified	Not applicable	Not applicable

In summary, the slurry is not hazardous to aquatic life, whether during or after short- or long-term exposure in the aquatic environment.

7 Conclusions - classification according to the GHS

Table 7.1 presents a summary of the hazard classifications pertaining to the slurry, based on SANS 10234:2008.

Table 7.1: Summary of hazard classifications of the slurry.

Hazard class	Classification	Overall hazard classification of the slurry
Physical hazards		
Flammable	Not classified	<ul style="list-style-type: none"> Not classified
Human health		
Acute toxicity: Oral	Not classified	<ul style="list-style-type: none"> May cause mechanical irritation to the unprotected skin and eyes May cause damage to lungs through prolonged or repeated inhalation (H373) May be harmful if swallowed (H305)
Acute toxicity: Dermal	Not classified	
Acute toxicity: Inhalation	Not classified	
Skin corrosive or skin irritant	Not classified	
Eye corrosive or eye irritant	Not classified	
Mechanical irritation to the unprotected skin and eyes	Not a defined GHS class, but the slurry may cause mechanical irritation	
Respiratory sensitisation and skin sensitisation	Not classified	
Germ cell mutagenicity	Not classified	
Carcinogenicity	Not classified	
Reproductive toxicity	Not classified	
Specific target organ toxicity - single exposure	Not classified	
Specific target organ toxicity - repeated exposure	Category 2	
Aspiration hazard	Category 2	
Aquatic ecosystems		
Acute hazards	Not classified	Not classified
Chronic hazards	Not classified	

8 References

ECHA. Online. Classification and Labelling Inventory of the European Chemical Agency. Accessed December 2014 at <http://echa.europa.eu/information-on-chemicals/cl-inventory-database>.

SANS 10234:2008. Globally Harmonized System (GHS) of classification and labelling of chemicals. South African National Standard. Pretoria: Standards South Africa.

Warne MSt-J and Van Dam R. 2008. NOEC and LOEC data should no longer be generated or used. Australasian Journal of Ecotoxicology 14:1-5.

SOUTH32 SOUTH AFRICA COAL HOLDINGS (PTY) LTD

WOLVEKRANS COLLIERY: VANDYKSDRIFT CENTRAL MINING INFRASTRUCTURE
DEVELOPMENT
COAL SLURRY
GEOCHEMICAL ASSESSMENT AND WASTE CLASSIFICATION REPORT


Report: JW103/19/G535 - Rev 0

APPENDIX C

SAFETY DATA SHEET

SDS

South32 SA Coal Holdings (Pty) Ltd

Section	Description	
1 Identification		
Name:	Fine Coal Slurry from Vandyksdrift Central	
Generator	South32 SA Coal Holdings, Wolvekrans Colliery, Vandyksdrift Central	
	Street Address – to be completed by South32 SA Coal Holdings	
In case of emergency	Telephone number (24-hours):	
	Alternative telephone number:	
Commercial name	Fine Coal	
Description	Fine coal removed from underground mine workings at Vandyksdrift Central	
Hazardous ingredient	Quartz mineral	
2 Hazards Identification		
Hazard Pictograms:	 <p align="center">Warning</p>	
Category	GHS Codes	Hazard Statement
Health	H305 H373	May be harmful if swallowed and enters airways May cause damage to lungs through prolonged or repeated inhalation
Category	GHS Codes	Precautionary statements
Health	P264 P270 P271	Wash hands thoroughly after handling Do not eat, drink or smoke when handling the fine coal Use in well ventilated area



South32 SA Coal Holdings (Pty) Ltd

Section		Description		
Disposal	P280	Wear protective gloves, protective clothing and eye protection		
	P284	Wear respiratory protection (manufacturer/supplier to specify equipment) in case of repeated exposure to fine coal dust		
	P501	Dispose of coal slurry in accordance with South African national legislation and requirements		
3 Composition				
Chemical identity	Coal slurry removed from underground coal mine workings at Vandyksdrift Central of the Wolvekrans Colliery			
Chemical composition	Description	Percentage (dry weight basis)	CAS	
	Quartz (SiO ₂)	14.18%	14808-60-7	
	Goethite (FeO(OH))	0.51%	20344-49-4	
	Kaolinite (Al ₂ Si ₂ O ₅ (OH) ₄)	21.13%	1318-74-7	
	Dolomite (Ca/Mg (CO ₃) ₂)	0.41%	16389-88-1	
	Microcline (KAlSi ₃ O ₈)	4.52%	66402-68-4	
	Muscovite (KAl ₂ ((OH) ₂ AlSi ₃ O ₁₀))	4.8%	1318-94-1	
	Coal	54.45%	RR-14976-8	
4 First Aid Measures				
Inhalation	Move patient to fresh air, rest. Artificial respiration may be needed. Refer for medical attention.			
Eye Contact	First rinse with plenty of water for several minutes (remove contact lenses if easily possible), then refer for medical attention.			
Skin Contact	Remove contaminated clothes. Rinse skin with plenty of water or shower. Refer for medical attention.			
Ingestion	If swallowed, do not induce vomiting: Seek medical advice immediately.			
5 Fire-fighting measures				
Extinguishing Media	Carbon dioxide, extinguishing powder or water spray. Fight large fires with water spray.			

South32 SA Coal Holdings (Pty) Ltd

Section	Description
Fire Fighting Methods and Protection Fire and/or Explosion Hazards Hazardous Combustion Products	Wear full body protective clothing and use positive pressure, self-contained breathing apparatus with a full-face piece. Avoid dusting. May become explosive when dispersed in air. Carbon dioxide, carbon monoxide, sulfur dioxide.
6 Accidental release measures	Evacuate danger area. Sweep and scoop spilled filter cake into sealable containers with appropriate equipment. Protective gloves should be worn when handling the filter cake. Safety glasses or goggles should be worn when removing spills to prevent particles of dust from getting into the eyes. Overall and protective shoes should be worn when removing spills. In case of droplets and aerosols, respiratory protection should be worn.
7 Handling and storage	Prevent formation of dust – may cause explosive conditions.
8 Exposure controls and personal protection	Protective gloves should be worn when handling the coal slurry Safety glasses or goggles should be worn Overall and protective shoes should be worn Dust respirator. Use an approved/certified respirator or equivalent TWA OEL-RL may not exceed: 2.0 mg/m ³
9 Physical and chemical properties	
Appearance	Fine material black in colour

South32 SA Coal Holdings (Pty) Ltd

Section		Description
	Colour	Black
	Odour	Unknown
	Odour threshold	Unknown
	Paste pH	Not determined
	Melting point	Unknown
	Initial boiling point and boiling range	Unknown
	Flash point	Unknown
	Evaporation rate	Unknown
	Flammability	Unknown
	Explosion limits	Unknown
	Vapour pressure	Unknown
	Vapour density	Unknown
	Wet density	Unknown
	Solubility in water	Note readily soluble
	Partition coefficient	Unknown
	Auto ignition temperature	Unknown
	Decomposition temperature	Unknown
10	Stability and reactivity	
	Chemical stability	Unknown
	Hazardous reactions	Unknown
	Shock or vibration sensitivity	Unknown
	Incompatible materials	Unknown
	Hazardous decomposition products	May generate weak sulfuric acid and methane
11	Toxicological information	
		Unknown

South32 SA Coal Holdings (Pty) Ltd

Section	Description																																				
12 Ecological toxicological information	Unknown																																				
13 Disposal considerations	Dispose in accordance with South African national legislation and requirements																																				
14 Transport information	<table border="0"> <tr> <td>UN Number</td> <td>No number</td> <td></td> </tr> <tr> <td>CAS Number</td> <td>Quartz</td> <td>14808-60-7</td> </tr> <tr> <td></td> <td>Goethite</td> <td>20344-49-4</td> </tr> <tr> <td></td> <td>Kaolinite</td> <td>1318-74-7</td> </tr> <tr> <td></td> <td>Dolomite</td> <td>16389-88-1</td> </tr> <tr> <td></td> <td>Microcline</td> <td>66402-68-4</td> </tr> <tr> <td></td> <td>Muscovite</td> <td>1318-94-1</td> </tr> <tr> <td></td> <td>Coal</td> <td>RR-14976-8</td> </tr> <tr> <td>Proper Shipping Name</td> <td>Fine Coal</td> <td></td> </tr> <tr> <td>IMDG: Hazard Class</td> <td>Not applicable</td> <td></td> </tr> <tr> <td>IMSBC Code</td> <td>Cargo B</td> <td></td> </tr> <tr> <td>SANS 10228 Packaging group</td> <td>Not applicable</td> <td></td> </tr> </table>	UN Number	No number		CAS Number	Quartz	14808-60-7		Goethite	20344-49-4		Kaolinite	1318-74-7		Dolomite	16389-88-1		Microcline	66402-68-4		Muscovite	1318-94-1		Coal	RR-14976-8	Proper Shipping Name	Fine Coal		IMDG: Hazard Class	Not applicable		IMSBC Code	Cargo B		SANS 10228 Packaging group	Not applicable	
UN Number	No number																																				
CAS Number	Quartz	14808-60-7																																			
	Goethite	20344-49-4																																			
	Kaolinite	1318-74-7																																			
	Dolomite	16389-88-1																																			
	Microcline	66402-68-4																																			
	Muscovite	1318-94-1																																			
	Coal	RR-14976-8																																			
Proper Shipping Name	Fine Coal																																				
IMDG: Hazard Class	Not applicable																																				
IMSBC Code	Cargo B																																				
SANS 10228 Packaging group	Not applicable																																				
15 Regulatory information	<table border="0"> <tr> <td>National Waste Management Act</td> <td>Classified as a Category 2 hazardous material in terms of SANS 10234: 2008</td> </tr> <tr> <td>Hazardous Substances Act</td> <td>Not classified as hazardous.</td> </tr> <tr> <td>Occupational Health and Safety Act</td> <td>Coal dust: Time Weighted Average Occupation Exposure Limit Recommended Limit (TWA-OEL-RL): 2.0 mg/m³</td> </tr> </table>	National Waste Management Act	Classified as a Category 2 hazardous material in terms of SANS 10234: 2008	Hazardous Substances Act	Not classified as hazardous.	Occupational Health and Safety Act	Coal dust: Time Weighted Average Occupation Exposure Limit Recommended Limit (TWA-OEL-RL): 2.0 mg/m ³																														
National Waste Management Act	Classified as a Category 2 hazardous material in terms of SANS 10234: 2008																																				
Hazardous Substances Act	Not classified as hazardous.																																				
Occupational Health and Safety Act	Coal dust: Time Weighted Average Occupation Exposure Limit Recommended Limit (TWA-OEL-RL): 2.0 mg/m ³																																				

South32 SA Coal Holdings (Pty) Ltd

Section	Description
16 Other information including information on preparation and revision of the SDS	
Prepared by Revision Summary	Jones & Wagener (Pty) Ltd on behalf of South32 SA Coal Holdings This document has been prepared as revision 1 (April 2019) SDS adhering to the Globally Harmonized System of Classification and Labelling of Chemicals (GHS).

11.3 Memorandum from Jacana Environmental on barrier design





**MEMO: VANDYKSDRIFT CENTRAL (VDDC) PROJECT: MINE RESIDUE FACILITIES:
WASTE CLASSIFICATION AND BARRIER DESIGN**

From: Marietjie Eksteen
To: Morné van der Westhuyzen (Worley Parsons SA)
Date: 4 July 2019

1. WASTE CLASSIFICATION

1.1 Overburden Dumps

A new overburden dump will be developed in the south-east of the VDDC project area and the existing overburden dump at the Steenkoolspruit (SKS) pit will also be used – refer to attached Figure (courtesy J&W, 2019).

Golder Associates conducted a geochemical characterisation study for the Wolvekrans Colliery in 2018. The Waste Classification and Management Regulations and the Norms and Standards for the Assessment of Waste for Landfill Disposal (GN R.634 to R636, 23 August 2013), promulgated under the National Environmental Management: Waste Act 59 of 2008 (NEMWA) were interpreted and used to determine the mine waste materials classification type.


Spoils associated with the existing SKS pit were analysed to determine the waste classification type. No samples were taken from the VDDC opencast areas; however, geologically this material should be very similar to the adjacent SKS pit and the results from the SKS spoils is therefore considered sufficient for the purpose of classifying the VDDC overburden (spoils) material.

The Golder report (2018) concluded that the spoils from SKS main pit are not Type 4 waste as at least one parameter exceed TCT₀, but it does not meet the definition of Type 3 waste either due to low risk from leachate (all parameters LC≤LCT₀).

Thus, although the spoils from SKS main pit might be considered as Type 3 for the purpose of barrier design if stored, stockpiled or dumped outside the pits (in terms of GN R. 635 Regulation 7(6)), the environmental risk associated with drainage from the spoils is similar to that of a Type 4 waste due to low concentrations of leachable constituents.

Jacana Environmentals CC
7 Landdros Mare Street, Polokwane
PO Box 31675, Superbia, 0759
marietjie@jacanacc.co.za

Co Reg. Nr.: CK2005/136263/23
Member: M. Eksteen



1.2 Mixed ROM coal and slurry stockpile areas

Historically fine coal slurry was disposed of in the No. 2 seam mine workings. During the VDDC opencast mining process the slurry will be mined with the Run of Mine (ROM) coal and the blended coal and slurry will be transferred to mixed ROM coal and slurry stockpile areas located to the south of the Vleishaft Dam. The fine coal will be in a wet state, due to the historical flooding of the underground workings, hence, the mixed material will be allowed to dewater for approximately 30 days, before it is taken to the South Export Processing Plant. Water will be collected and conveyed via a silt trap to the Vleishaft Dam.

Jones & Wagener (Pty) Ltd (J&W) conducted a waste assessment to determine the default barrier system for the mixed ROM coal and slurry stockpile areas as required in terms of the National Norms and Standards for the Assessment of Waste for Landfill Disposal published in GNR 635 of August 2013.

J&W concluded that the slurry is a Type 3 waste requiring stockpiling and disposal on facilities of which the performance of the barrier system complies with a Class C landfill as per the National Norms and Standards for Disposal of Waste to Landfill.

However, based on an amendment to the Regulations regarding the Planning and Management of Residue Stockpiles and Residue Deposits from a Prospecting, Mining, Exploration or Production Operation of July 2015, the requirement to conduct a waste assessment for mine residue facilities has been removed from these regulations and replaced with the risk-based approach whereby resource-pathway-receptor modelling can be conducted to determine the barrier requirements for residue stockpiles and deposits.

J&W therefore recommended that, although the coal slurry was assessed as a Type 3 waste requiring stockpiling and disposal on facilities of which the performance of the barrier system complies with that of a Class C landfill, source-pathway-receptor modelling should be considered to identify the most appropriate barrier system for the mixed ROM coal and slurry stockpile areas at VDDC.

2. SOURCE-PATHWAY-RECEPTOR CHARACTERISATION

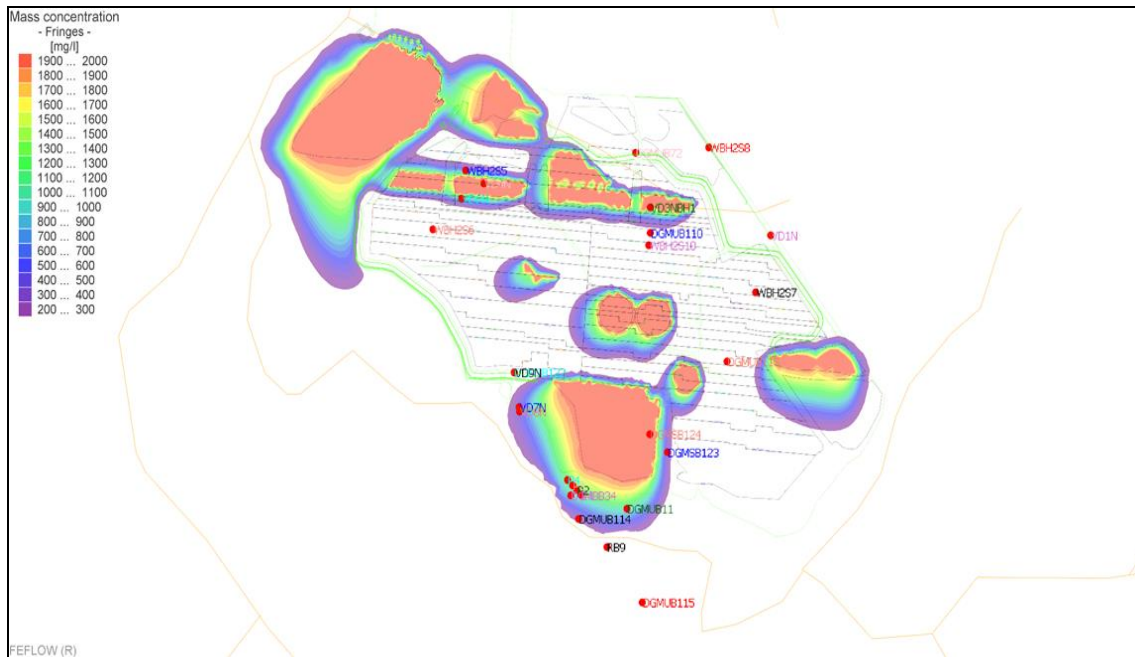
The current VDDC groundwater model (J&W, 2019) includes a high-level Source-Pathway-Receptor (SPR) assessment, and was recently updated in line with the final block plan for the VDDC Project (*Drawing C00820_05AA_GE_DAL_0001_001_Rev1*):

- The overburden dumps and mixed ROM coal and slurry stockpile areas have been included as potential impact sources.
- Source terms used for the material on these facilities were based on previous geochemistry assessments (Golder, 2018 and others), and augmented by the additional work done recently on the underground slurry (J&W, 2019).



- The worst-case scenario has been modelled, i.e. these facilities are unlined and a recharge of 20% over the footprint area has been assumed.
- The extent of impact has been modelled and the receptors that will be impacted, have been identified.

The figure below indicates the potential contamination plume during the operational phase from the various potential pollution sources identified within the VDDC project area (J&W, 2019). The figure below indicates a very low risk of contamination of the Olifants River and its tributary to the east of the new overburden dump in the south-east.




Further aspects to consider:

- The mixed ROM coal and slurry stockpile areas are located within the mining footprint and will be mined out at some stage. Any dirty surface water from these facilities will be collected and conveyed via a silt trap to the Vleishaft Dam and managed as part of the dirty water management system. Any leachate to the groundwater will flow to the open pit and/or underground workings due to the cone of depression caused by opencast mining, and again managed as part of the dirty water management system.
- The SKS overburden dump is an existing facility located within the SKS pit footprint and dirty water will be collected within the SKS pit and managed as part of the dirty water management system.

Jacana Environmentals CC
7 Landdros Mare Street, Polokwane
PO Box 31675, Superbia, 0759
marietjie@jacanacc.co.za

Co Reg. Nr.: CK2005/136263/23
Member: M. Eksteen

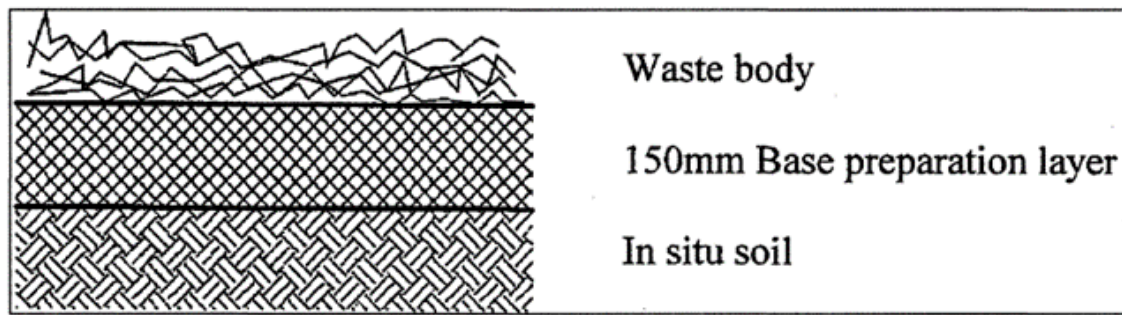


- The overburden dump to the south-east will not be mined out, but the material will be utilised as backfill during the rehabilitation of the final VDDC void. Surface water runoff from the dump will be captured and managed as part of the dirty water management system.

3. RECOMMENDED BARRIER DESIGN

Based on the waste classification and SPR assessment, and associated risk for contamination, the following recommendations are made in respect of the barrier systems for the mine residue facilities at VDDC:

- Mixed ROM coal and slurry stockpile areas: Class D barrier design
- SKS overburden dump: None (existing)
- New overburden dump in the south-east: Class D barrier design




Example of Class D barrier design

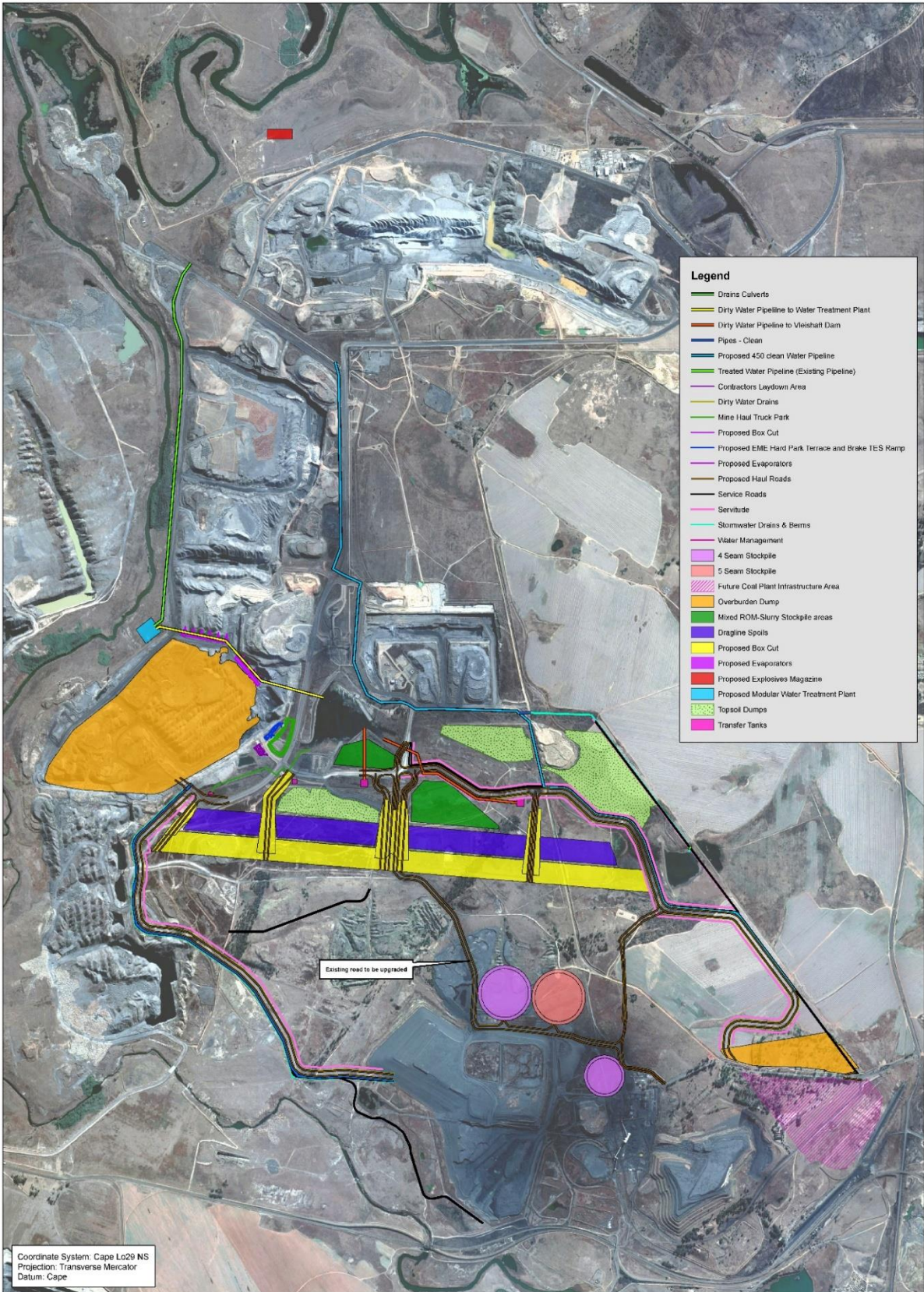
References:

Golder Associates, 2018: Geochemical Characterisation for Wolvekrans Colliery: Report Number: 1660807-317000-1 – DRAFT: May 2018.

Jones & Wagener, 2019: Wolvekrans Colliery: Vandyksdrift Central Mining Infrastructure Development Coal Slurry Waste Classification and Assessment Report: Report No.: Jw103/19/G535 - Rev 1: May 2019.

Jones & Wagener, 2019: Wolvekrans Colliery: Vandyksdrift Central Mining Infrastructure Development Groundwater Impact Assessment (Draft).





Coordinate System: Cape Lo29 NS
 Projection: Transverse Mercator
 Datum: Cape



South32 SA Coal Holdings (Pty) Ltd
 Vandyksdrift Central
 Infrastructure

Job No: G535-10
 Figure 2