




PROJECT:
NORTHAM PLATINUM LIMITED
 21863
 Northam Zondereinde
 3 Shaft



GENERAL NOTES:
 Coordinate System: GCS WGS 1984
 Datum: WGS 1984
 Units: Degree

Locality Map

- Legend**
-  Proposed Shaft Location
 -  Zondereinde Western Extension MRA
 -  Zondereinde MRA

REVISIONS:
 FINAL

CLIENT: NORTHAM PLATINUM LIMITED	ENVIRONMENTAL PRACTITIONER: DE WET BETHA	COPYRIGHT RESERVED
	SCALE: 1:100,000	
	DRAWING REF: 21863_Northam_Locality_MRA	
	DRAWING STATUS: FINAL	



Prism EMS
 P.O. Box 1401
 Wilgeheuwel
 Tel: 087 985 0951
 Fax: 086 601 4800
 prism@prismems.co.za
 www.prismems.co.za