




**PROJECT:**  
**NORTHAM PLATINUM LIMITED**  
 21863  
 Northam Zondereinde  
 3 Shaft



**GENERAL NOTES:**  
 Coordinate System: GCS WGS 1984  
 Datum: WGS 1984  
 Units: Degree

**Locality Map**  
**Centre Coordinates - Proposal**  
**24° 50'53.81" S, 27° 18'40.86" E**

- Legend**
-  Rerouted\_Magalies\_Water
  -  Proposed Services Corridor
  -  Proposed Layout

REVISIONS:  
 FINAL

<b>CLIENT:</b> NORTHAM PLATINUM LIMITED	ENVIRONMENTAL PRACTITIONER: DE WET BOTHA	COPYRIGHT RESERVED
	SCALE: 1:150,000	
<b>NORTHAM</b> ZONDEREINDE		DRAWING REF: 21863_Northam_EIA-Locality
		DRAWING STATUS: FINAL



Prism EMS  
 P.O. Box 1401  
 Wilgeheuwel  
 Tel: 087 985 0951  
 Fax: 086 601 4800  
 prism@prismems.co.za  
 www.prismems.co.za