


WAGT FOUNTAIN EGI, NORTHERN CAPE PROVINCE

Environmental Management Programme for the
132kV power line

October 2022

savannah
environmental

APPENDIX 1
GENERIC ENVIRONMENTAL MANAGEMENT PROGRAMME (EMPr) FOR THE
DEVELOPMENT AND EXPANSION OF OVERHEAD ELECTRICITY
TRANSMISSION AND DISTRIBUTION INFRASTRUCTURE



environmental affairs

Department:
Environmental Affairs
REPUBLIC OF SOUTH AFRICA

TABLE OF CONTENTS

| | PAGE |
|--|-------------|
| INTRODUCTION | 1 |
| 1. Background..... | 1 |
| 2. Purpose..... | 1 |
| 3. Objective | 1 |
| 4. Scope..... | 1 |
| 5. Structure of this document..... | 2 |
| 6. Completion of part B: section 1: the pre-approved generic EMPr template | 4 |
| 7. Amendments of the impact management outcomes and impact management actions | 4 |
| 8. Documents to be submitted as part of part B: section 2 site specific information and declaration 5 | |
| (a) Amendments to Part B: Section 2 – site specific information and declaration | 5 |
| PART A – GENERAL INFORMATION | 6 |
| 1. DEFINITIONS | 6 |
| 2. ACRONYMS and ABBREVIATIONS..... | 7 |
| National Environmental Management: Biodiversity Act ,2004 (Act No. 10 of 2004) | 7 |
| 3. ROLES AND RESPONSIBILITIES FOR ENVIRONMENTAL MANAGEMENT PROGRAMME (EMPr) IMPLEMENTATION..... | 8 |
| 4. ENVIRONMENTAL DOCUMENTATION REPORTING AND COMPLIANCE..... | 14 |
| 4.1 Document control/Filing system | 14 |
| 4.2 Documentation to be available..... | 14 |
| 4.3 Weekly Environmental Checklist | 14 |
| 4.4 Environmental site meetings | 15 |
| 4.5 Required Method Statements | 15 |
| 4.6 Environmental Incident Log (Diary) | 16 |
| 4.7 Non-compliance..... | 16 |
| 4.8 Corrective action records | 17 |
| 4.9 Photographic record | 17 |
| 4.10 Complaints register..... | 18 |
| 4.11 Claims for damages..... | 18 |
| 4.12 Interactions with affected parties | 18 |
| 4.13 Environmental audits..... | 19 |
| 4.14 Final environmental audits | 19 |
| PART B: SECTION 1: Pre-approved generic EMPr template | 20 |
| 5. IMPACT MANAGEMENT OUTCOMES AND IMPACT MANAGEMENT ACTIONS..... | 20 |
| 5.1 Environmental awareness training | 21 |
| 5.2 Site Establishment development..... | 24 |

| | | |
|-------------------------|--|-----|
| 5.3 | Access restricted areas | 25 |
| 5.4 | Access roads | 27 |
| 5.5 | Fencing and Gate installation | 30 |
| 5.6 | Water Supply Management | 35 |
| 5.7 | Storm and wastewater management | 36 |
| 5.8 | Solid and hazardous waste management | 37 |
| 5.9 | Protection of watercourses | 40 |
| 5.10 | Vegetation clearing | 44 |
| 5.11 | Protection of fauna | 49 |
| 5.12 | Protection of heritage resources | 53 |
| 5.13 | Safety of the public | 55 |
| 5.14 | Sanitation | 57 |
| 5.15 | Prevention of disease..... | 59 |
| 5.16 | Emergency procedures..... | 61 |
| 5.17 | Hazardous substances..... | 63 |
| 5.18 | Workshop, equipment maintenance and storage..... | 70 |
| 5.19 | Batching plants..... | 72 |
| 5.20 | Dust emissions..... | 75 |
| 5.21 | Blasting..... | 77 |
| 5.22 | Noise | 77 |
| 5.23 | Fire prevention | 79 |
| 5.24 | Stockpiling and stockpile areas | 80 |
| 5.25 | Finalising tower positions | 82 |
| 5.26 | Excavation and Installation of foundations | 83 |
| 5.27 | Assembly and erecting towers..... | 85 |
| 5.28 | Stringing | 90 |
| 5.29 | Socio-economic | 93 |
| 5.30 | Temporary closure of site | 95 |
| 5.31 | Landscaping and rehabilitation | 99 |
| 6 | ACCESS TO THE GENERIC EMPr | 102 |
| PART B: SECTION 2 | | 103 |
| 7 | SITE SPECIFIC INFORMATION AND DECLARATION | 103 |
| 7.1 | Sub-section 1: contact details and description of the project | 103 |
| 7.2 | Sub-section 2: Development footprint site map..... | 106 |
| 7.3 | Sub-section 3: Declaration | 119 |
| 7.4 | Sub-section 4: amendments to site specific information (Part B; section 2) | 119 |
| PART C | | 119 |
| 8 | SITE SPECIFIC ENVIRONMENTAL ATTRIBUTES..... | 119 |

| | |
|--|-------------------------------------|
| CONSTRUCTION AND DECOMMISSIONING OUTCOMES AND ACTIONS | 121 |
| 7.1 Ecology (Fauna and Flora) | 121 |
| 7.2 Aquatic Ecology | 130 |
| 7.3 Avifauna | 135 |
| 7.4 Land Use, Soils and Agricultural Potential | 135 |
| 7.5 Heritage | 140 |
| 7.6 Visual | 143 |
| 7.7 Socio-Economic | 147 |
| OPERATIONAL PHASE OUTCOMES AND ACTIONS | 157 |
| 7.8 Ecology (Fauna and Flora) | Error! Bookmark not defined. |
| 7.9 Aquatic Ecology | 162 |
| 7.10 Avifauna | 166 |
| 7.11 Land Use, Soils and Agricultural Potential | 167 |
| 7.12 Visual | 168 |
| 7.13 Socio-Economic | 169 |
| APPENDIX 1: METHOD STATEMENTS | 175 |
| APPENDIX 2: CV OF THE EAP | 176 |

List of tables

| | |
|---|---|
| Table 1: <i>Guide to roles and responsibilities for implementation of an EMPr</i> | 8 |
|---|---|

INTRODUCTION

1. Background

The National Environmental Management Act, 1998 (Act No. 107 of 1998) (NEMA) requires that an environmental management programme (EMPr) be submitted where an environmental impact assessment (EIA) has been identified as the environmental instrument to be utilised as the basis for a decision on an application for environmental authorisation (EA). The content of an EMPr must either contain the information set out in Appendix 4 of the Environmental Impact Assessment Regulations, 2014, as amended, (EIA Regulations) or must be a generic EMPr relevant to an application as identified and gazetted by the Minister in a government notice. Once the Minister has identified, through a government notice, that a generic EMPr is relevant to an application for EA, that generic EMPr must be applied by all parties involved in the EA process, including, but not limited to, the applicant and the competent authority (CA).

2. Purpose

This document constitutes a generic EMPr relevant to applications for the development or expansion of overhead electricity transmission and distribution infrastructure, and all listed and specified activities necessary for the realisation of such infrastructure.

3. Objective

The objective of this generic EMPr is to prescribe and pre-approve generally accepted impact management outcomes and impact management actions, which can commonly and repeatedly be used for the avoidance, management and mitigation of impacts and risks associated with the development or expansion of overhead electricity transmission and distribution infrastructure. The use of a generic EMPr is intended to reduce the need to prepare and review individual EMPrs for applications of a similar nature.

4. Scope

The scope of this generic EMPr applies to the development or expansion of overhead electricity transmission and distribution infrastructure requiring EA in terms of NEMA, i.e. with a capacity of 33 kilovolts or more. This generic EMPr applies to activities requiring EA, mainly activity 11 and 47 of the Environmental Impact Assessment Regulations Listing Notice 1 of 2014, as amended, and activity 9 of the Environmental Impact Assessment Regulations Listing Notice 2 of 2014, as amended, and all associated listed or specified activities necessary for the realisation of such infrastructure.

5. Structure of this document

This document is structured in three parts with an Appendix as indicated in the table below:

| Part | Section | Heading | Content |
|------|---------|---|---|
| A | | Provides general guidance and information and is not legally binding | Definitions, acronyms, roles & responsibilities and documentation and reporting. |
| B | 1 | Pre-approved generic EMPr template | <p>Contains generally accepted impact management outcomes and impact management actions required for the avoidance, management and mitigation of impacts and risks associated with the development or expansion of overhead electricity transmission and distribution infrastructure, which are presented in the form of a template that has been pre-approved.</p> <p>The template in this section is to be completed by the contractor, with each completed page signed and dated by the holder of the EA prior to commencement of the activity.</p> <p>Where an impact management outcome is not relevant, the words "not applicable" can be inserted in the template under the "responsible persons" column.</p> <p>Once completed and signed, the template represents the EMPr for the activity approved by the CA and is legally binding. The template is not required to be submitted to the CA as once the generic EMPr is gazetted for implementation, it has been approved by the CA.</p> <p>To allow interested and affected parties access to the pre-approved EMPr template for consideration through the decision-making process, the EAP on behalf of the applicant /proponent must make the hard copy of this EMPr available at a public location and where the applicant has a website, the EMPr should also be made available on such publicly accessible website.</p> |
| | 2 | Site specific information | Contains preliminary infrastructure layout and a declaration that the applicant/holder of the EA |

| Part | Section | Heading | Content |
|------|---------|---|--|
| | | | <p>will comply with the pre-approved generic EMPr template contained in <u>Part B: Section 1</u>, and understands that the impact management outcomes and impact management actions are legally binding. The preliminary infrastructure layout must be finalized to inform the final EMPr that is to be submitted with the basic assessment report (BAR) or environmental impact assessment report (EIAR), ensuring that all impact management outcomes and actions have been either pre-approved or approved in terms of <u>Part C</u>.</p> <p>This section must be submitted to the CA together with the final BAR or EIAR. The information submitted to the CA will be considered to be incomplete should a signed copy of <u>Part B: section 2</u> not be submitted. Once approved, this Section forms part of the EMPr for the development and is legally binding.</p> |
| C | | Site specific sensitivities/ attributes | <p>If any specific environmental sensitivities/ attributes are present on the site which require site specific impact management outcomes and impact management actions, not included in the pre-approved generic EMPr, to manage impacts, these specific impact management outcomes and impact management actions must be included in this section. These specific environmental attributes must be referenced spatially, and impact management outcomes and impact management actions must be provided. These specific impact management outcomes and impact management actions must be presented in the format of the pre-approved EMPr template (<u>Part B: section 1</u>)</p> <p>This section will not be required should the site contain no specific environmental sensitivities or attributes. However, if <u>Part C</u> is applicable to the site, it is required to be submitted together with the BAR or EIAR, for consideration of, and decision on, the application for EA. The information in this section must be prepared by an EAP and must contain his/her name and</p> |

| Part | Section | Heading | Content |
|------|------------|---------|--|
| | | | <p>expertise including a curriculum vitae. Once approved, Part C forms part of the EMPr for the site and is legally binding.</p> <p>This section applies only to additional impact management outcomes and impact management actions that are necessary for the avoidance, management and mitigation of impacts and risks associated with the specific development or expansion and which are not already included in <u>Part B: section 1</u>.</p> |
| | Appendix 1 | | Contains the method statements to be prepared prior to commencement of the activity. The method statements are not required to be submitted to the competent authority. |

6. Completion of part B: section 1: the pre-approved generic EMPr template

The template is to be completed prior to commencement of the activity, by providing the following information for each environmental impact management action:

- For implementation
 - a 'responsible person';
 - a method for implementation; and
 - a timeframe for implementation.
- For monitoring
 - a 'responsible person';
 - Frequency; and
 - evidence of compliance.

The completed template must be signed and dated by the holder of the EA prior to commencement of the activity. The method statements prepared and agreed to by the holder of the EA must be appended to the template as Appendix 1. Each method statement must be signed and dated on each page by the holder of the EA. This template, once signed and dated, is legally binding. The holder of the EA will remain responsible for its implementation.

7. Amendments of the impact management outcomes and impact management actions

Once the activity has commenced, a holder of an EA may make amendments to the impact management outcomes and impact management actions in the following manner:

- Amendment of the impact management outcomes: in line with the process contemplated in regulation 37 of the EIA Regulations; and
- Amendment of the impact management actions: in line with the process contemplated in regulation 36 of the EIA Regulations.

8. Documents to be submitted as part of part B: section 2 site specific information and declaration

Part B: Section 2 has three distinct sub-sections. The first and third sub-sections are in a template format. Sub-section two requires a map to be produced.

Sub-section 1 contains the project name, the applicant's name and contact details, the site information, which includes coordinates of the corridor in which the proposed overhead electricity transmission and distribution infrastructure is proposed as well as the 21-digit Surveyor General code of each cadastral land parcel and, where available, the farm name.

Sub-section 2 is to be prepared by an EAP and must contain his/her name and expertise including a curriculum vitae. This sub-section must include a map of the site sensitivity overlaid with the preliminary infrastructure layout using the national web based environmental screening tool, when available for compulsory use at: <https://screening.environment.gov.za/screeningtool>. The sensitivity map shall identify the nature of each sensitive feature e.g. raptor nest, threatened plant species, archaeological site, etc. Sensitivity maps must identify features both within the planned working area and any known sensitive features in the surrounding landscape within 50m from the development footprint. The overhead transmission and distribution profile must be illustrated at an appropriate resolution to enable fine scale interrogation. It is recommended that <20 km of overhead transmission and distribution length is illustrated per page in A3 landscape format. Where considered appropriate, photographs of sensitive features in the context of tower positions must be used.

Sub-section 3 is the declaration that the applicant/proponent or holder of the EA in the case of a change of ownership must complete, which confirms that the applicant/EA holder will comply with the pre-approved generic EMPr template in Section 1 and understands that the impact management outcomes and actions are legally binding.

(a) Amendments to Part B: Section 2 – site specific information and declaration

Should the EA be transferred, Part B: Section 2 must be completed by the new applicant/proponent and submitted with the application for an amendment of the EA in terms of Regulations 29 or 31 of the EIA Regulations, whichever applies. The information submitted as part of such an application for an amendment to an EA will be considered to be incomplete should a signed copy of Part B: Section 2 not be submitted. Once approved, Part B: Section 2 forms part of the EMPr for the development and the EMPr becomes legally binding to the new EA holder.

PART A – GENERAL INFORMATION

1. DEFINITIONS

In this EMPr any word or expression to which a meaning has been assigned in the NEMA or EIA Regulations has that meaning, and unless the context requires otherwise –

"clearing" means the clearing and removal of vegetation, whether partially or in whole, including trees and shrubs, as specified;

"construction camp" is the area designated for key construction infrastructure and services, including but not limited to offices, overnight vehicle parking areas, stores, the workshop, stockpile and lay down areas, hazardous storage areas (including fuels), the batching plant (if one is located at the construction camp), designated access routes, equipment cleaning areas and the placement of staff accommodation, cooking and ablution facilities, waste and wastewater management;

"contractor" - The Contractor has overall responsibility for ensuring that all work, activities, and actions linked to the delivery of the contract, are in line with the Environmental Management Programme and that Method Statements are implemented as described.

"hazardous substance" is a substance governed by the Hazardous Substances Act, 1973 (Act No. 15 of 1973) as well as the Hazardous Chemical and Substances Regulations, 1995;

"method statement" means a written submission by the Contractor to the Project Manager in response to this EMPr or a request by the Project Manager and ECO. The method statement must set out the equipment, materials, labour and method(s) the Contractor proposes using to carry out an activity identified by the Project Manager when requesting the Method Statement. This must be done in such detail that the Project Manager and ECO is able to assess whether the Contractor's proposal is in accordance with this specification and/or will produce results in accordance with this specification;

The method statement must cover applicable details with regard to:

- (i) Construction procedures;
- (ii) Plant, materials and equipment to be used;
- (iii) Transporting the equipment to and from site;
- (iv) How the plant/ material/ equipment will be moved while on site;
- (v) How and where the plant/ material/ equipment will be stored;
- (vi) The containment (or action to be taken if containment is not possible) of leaks or spills of any liquid or material that may occur;
- (vii) Timing and location of activities;
- (viii) Compliance/ non-compliance; and
- (ix) Any other information deemed necessary by the Project Manager.

"slope" means the inclination of a surface expressed as one unit of rise or fall for so many horizontal units;

“**solid waste**” means all solid waste, including construction debris, hazardous waste, excess cement/ concrete, wrapping materials, timber, cans, drums, wire, nails, food and domestic waste (e.g. plastic packets and wrappers);

“**spoil**” means excavated material which is unsuitable for use as material in the construction works or is material which is surplus to the requirements of the construction works;

“**topsoil**” means a varying depth (up to 300 mm) of the soil profile irrespective of the fertility, appearance, structure, agricultural potential, fertility and composition of the soil; and

“**works**” means the works to be executed in terms of the Contract.

2. ACRONYMS and ABBREVIATIONS

| | |
|-------------------|--|
| CA | Competent Authority |
| cEO | Contractors Environmental Officer |
| dEO | Developer Environmental Officer |
| DPM | Developer Project Manager |
| DSS | Developer Site Supervisor |
| EAR | Environmental Audit Report |
| ECA | Environment Conservation Act No. 73 of 1989 |
| ECO | Environmental Control Officer |
| EA | Environmental Authorisation |
| EIA | Environmental Impact Assessment |
| ERAP | Emergency Response Action Plan |
| EMPr | Environmental Management Programme Report |
| EAP | Environmental Assessment Practitioner |
| FPA | Fire Protection Agency |
| HCS | Hazardous chemical Substance |
| NEMA | National Environmental Management Act, 1998 (Act No. 107 of 1998) |
| NEMBA | National Environmental Management: Biodiversity Act ,2004 (Act No. 10 of 2004) |
| NEMWA | National Environmental Management: Waste Act, 2008 (Act No. 59 of 2008) |
| MSDS | Material Safety Data Sheet |
| RI&APs | Registered interested and affected parties |

3. ROLES AND RESPONSIBILITIES FOR ENVIRONMENTAL MANAGEMENT PROGRAMME (EMPr) IMPLEMENTATION

The effective implementation of this generic EMPr is dependent on established and clear roles, responsibilities and reporting lines within an institutional framework. This section of the EMPr gives guidance to the various environmental roles and reporting lines, however, project specific requirements will ultimately determine the need for the appointment of specific person(s) to undertake specific roles and or responsibilities. As such, it must be noted that in the event that no specific person, for example, an environmental control officer (ECO) is appointed, the holder of the EA remains responsible for ensuring that the duties indicated in this document for action by the ECO are undertaken.

Table 1: Guide to roles and responsibilities for implementation of an EMPr

| Responsible Person (s) | Role and Responsibilities |
|-----------------------------------|---|
| Developer's Project Manager (DPM) | <p><u>Role</u></p> <p>The Project Developer is accountable for ensuring compliance with the EMPr and any conditions of approval from the competent authority (CA). Where required, an environmental control officer (ECO) must be contracted by the Project Developer to objectively monitor the implementation of the EMPr according to relevant environmental legislation, and the conditions of the environmental authorisation (EA). The Project Developer is further responsible for providing and giving mandate to enable the ECO to perform responsibilities, and he must ensure that the ECO is integrated as part of the project team while remaining independent.</p> <p><u>Responsibilities</u></p> <ul style="list-style-type: none"> - Be fully conversant with the conditions of the EA; - Ensure that all stipulations within the EMPr are communicated and adhered to by the Developer and its Contractor(s); - Issuing of site instructions to the Contractor for corrective actions required; - Monitor the implementation of the EMPr throughout the project by means of site inspections and meetings. Overall management of the project and EMPr implementation; and - Ensure that periodic environmental performance audits are undertaken on the project implementation. |
| Developer Site Supervisor (DSS) | <u>Role</u> |

| Responsible Person (s) | Role and Responsibilities |
|-------------------------------------|---|
| | <p>The DSS reports directly to the DPM, oversees site works, liaises with the contractor(s) and the ECO. The DSS is responsible for the day to day implementation of the EMPr and for ensuring the compliance of all contractors with the conditions and requirements stipulated in the EMPr.</p> <p><u>Responsibilities</u></p> <ul style="list-style-type: none"> - Ensure that all contractors identify a contractor's Environmental Officer (cEO); - Must be fully conversant with the conditions of the EA. Oversees site works, liaison with Contractor, DPM and ECO; - Must ensure that all landowners have the relevant contact details of the site staff, ECO and cEO; - Issuing of site instructions to the Contractor for corrective actions required; - Will issue all non-compliances to contractors; and - Ratify the Monthly Environmental Report. |
| Environmental Control Officer (ECO) | <p><u>Role</u></p> <p>The ECO should have appropriate training and experience in the implementation of environmental management specifications. The primary role of the ECO is to act as an independent quality controller and monitoring agent regarding all environmental concerns and associated environmental impacts. In this respect, the ECO is to conduct periodic site inspections, attend regular site meetings, pre-empt problems and suggest mitigation and be available to advise on incidental issues that arise. The ECO is also required to conduct compliance audits, verifying the monitoring reports submitted by the cEO and dEO. The ECO provides feedback to the DSS and Project Manager regarding all environmental matters. The Contractor, cEO and dEO are answerable to the Environmental Control Officer for non- compliance with the Performance Specifications as set out in the EA and EMPr.</p> <p>The ECO provides feedback to the DSS and Project Manager, who in turn reports back to the Contractor and potential and Registered Interested &Affected Parties (RI&APs), as required. Issues of non-compliance raised by the ECO must be taken up by the Project Manager, and resolved with the Contractor as per the conditions of his contract. Decisions regarding environmental procedures, specifications and requirements which have a cost implication (i.e. those that are deemed to be a</p> |

| Responsible Person (s) | Role and Responsibilities |
|------------------------|---|
| | <p>variation, not allowed for in the Performance Specification) must be endorsed by the Project Manager. The ECO must also, as specified by the EA, report to the relevant CA as and when required.</p> <p><u>Responsibilities</u></p> <p>The responsibilities of the ECO will include the following:</p> <ul style="list-style-type: none"> - Be aware of the findings and conclusions of all EA related to the development; - Be familiar with the recommendations and mitigation measures of this EMPr; - Be conversant with relevant environmental legislation, policies and procedures, and ensure compliance with them; - Undertake regular and comprehensive site inspections / audits of the construction site according to the generic EMPr and applicable licenses in order to monitor compliance as required; - Educate the construction team about the management measures contained in the EMPr and environmental licenses; - Compilation and administration of an environmental monitoring plan to ensure that the environmental management measures are implemented and are effective; - Monitoring the performance of the Contractors and ensuring compliance with the EMPr and associated Method Statements; - In consultation with the Developer Site Supervisor order the removal of person(s) and/or equipment which are in contravention of the specifications of the EMPr and/or environmental licenses; - Liaison between the DPM, Contractors, authorities and other lead stakeholders on all environmental concerns; - Compile a regular environmental audit report highlighting any non-compliance issues as well as satisfactory or exceptional compliance with the EMPr; - Validating the regular site inspection reports, which are to be prepared by the contractor Environmental Officer (cEO); - Checking the cEO's record of environmental incidents (spills, impacts, legal transgressions etc) as well as corrective and preventive actions taken; |

| Responsible Person (s) | Role and Responsibilities |
|--|--|
| | <ul style="list-style-type: none"> - Checking the cEO's public complaints register in which all complaints are recorded, as well as action taken; - Assisting in the resolution of conflicts; - Facilitate training for all personnel on the site – this may range from carrying out the training, to reviewing the training programmes of the Contractor; - In case of non-compliances, the ECO must first communicate this to the Senior Site Supervisor, who has the power to ensure this matter is addressed. Should no action or insufficient action be taken, the ECO may report this matter to the authorities as non-compliance; - Maintenance, update and review of the EMPr; - Communication of all modifications to the EMPr to the relevant stakeholders. |
| <p>developer Environmental Officer (dEO)</p> | <p><u>Role</u></p> <p>The dEOs will report to the Project Manager and are responsible for implementation of the EMPr, environmental monitoring and reporting, providing environmental input to the Project Manager and Contractor's Manager, liaising with contractors and the landowners as well as a range of environmental coordination responsibilities.</p> <p><u>Responsibilities</u></p> <ul style="list-style-type: none"> - Be fully conversant with the EMPr; - Be familiar with the recommendations and mitigation measures of this EMPr, and implement these measures; - Ensure that all stipulations within the EMPr are communicated and adhered to by the Employees, Contractor(s) ; - Confine the development site to the demarcated area; - Conduct environmental internal audits with regards to EMPr and authorisation compliance (on cEO); - Assist the contractors in addressing environmental challenges on site; - Assist in incident management: - Reporting environmental incidents to developer and ensuring that corrective action is taken, and lessons learnt shared; |

| Responsible Person (s) | Role and Responsibilities |
|------------------------|---|
| | <ul style="list-style-type: none"> - Assist the contractor in investigating environmental incidents and compile investigation reports; - Follow-up on pre-warnings, defects, non-conformance reports; - Measure and communicate environmental performance to the Contractor; - Conduct environmental awareness training on site together with ECO and cEO; - Ensure that the necessary legal permits and / or licenses are in place and up to date; - Acting as Developer's Environmental Representative on site and work together with the ECO and contractor; |
| Contractor | <p><u>Role</u></p> <p>The Contractor appoints the cEO and has overall responsibility for ensuring that all work, activities, and actions linked to the delivery of the contract are in line with the EMPr and that Method Statements are implemented as described. External contractors must ensure compliance with this EMPr while performing the onsite activities as per their contract with the Project Developer. The contractors are required, where specified, to provide Method Statements setting out in detail how the impact management actions contained in the EMPr will be implemented during the development or expansion for overhead electricity transmission and distribution infrastructure activities.</p> <p><u>Responsibilities</u></p> <ul style="list-style-type: none"> - project delivery and quality control for the development services as per appointment; - employ a suitably qualified person to monitor and report to the Project Developer's appointed person on the daily activities on-site during the construction period; - ensure that safe, environmentally acceptable working methods and practices are implemented and that equipment is properly operated and maintained, to facilitate proper access and enable any operation to be carried out safely; - attend on site meeting(s) prior to the commencement of activities to confirm the procedure and designated activity zones; - ensure that contractors' staff repair, at their own cost, any environmental damage as a result of a contravention of the specifications contained in EMPr, to the satisfaction of the ECO. |

| Responsible Person (s) | Role and Responsibilities |
|--|---|
| contractor Environmental Officer (cEO) | <p><u>Role</u></p> <p>Each Contractor affected by the EMPr should appoint a cEO, who is responsible for the on-site implementation of the EMPr (or relevant sections of the EMPr). The Contractor's representative can be the site agent; site engineer; a dedicated environmental officer; or an independent consultant. The Contractor must ensure that the Contractor's Representative is suitably qualified to perform the necessary tasks and is appointed at a level such that she/he can interact effectively with other site Contractors, labourers, the Environmental Control Officer and the public. As a minimum the cEO shall meet the following criteria:</p> <p><u>Responsibilities</u></p> <ul style="list-style-type: none"> - Be on site throughout the duration of the project and be dedicated to the project; - Ensure all their staff are aware of the environmental requirements, conditions and constraints with respect to all of their activities on site; - Implementing the environmental conditions, guidelines and requirements as stipulated within the EA, EMPr and Method Statements; - Attend the Environmental Site Meeting; - Undertaking corrective actions where non-compliances are registered within the stipulated timeframes; - Report back formally on the completion of corrective actions; - Assist the ECO in maintaining all the site documentation; - Prepare the site inspection reports and corrective action reports for submission to the ECO; - Assist the ECO with the preparing of the monthly report; and - Where more than one Contractor is undertaking work on site, each company appointed as a Contractor will appoint a cEO representing that company. |

4. ENVIRONMENTAL DOCUMENTATION REPORTING AND COMPLIANCE

To ensure accountable and demonstrated implementation of the EMPr, a number of reporting systems, documentation controls and compliance mechanisms must be in place for all overhead electricity transmission and distribution infrastructure projects as a minimum requirement.

4.1 Document control/Filing system

The holder of the EA is solely responsible for the upkeep and management of the EMPr file. At a minimum, all documentation detailed below will be stored in the EMPr file. A hard copy of all documentation shall be filed, while an electronic copy may be kept where relevant. A duplicate file will be maintained in the office of the DSS (where applicable). This duplicate file must remain current and up-to-date. The filing system must be updated and relevant documents added as required. The EMPr file must be made available at all times on request by the CA or other relevant authorities. The EMPr file will form part of any environmental audits undertaken as prescribed in the EIA Regulations.

4.2 Documentation to be available

At the outset of the project the following preliminary list of documents shall be placed in the filing system and be accessible at all times:

- Full copy of the signed EA from the CA in terms of NEMA, granting approval for the development or expansion;
- Copy of the generic and site specific EMPr as well as any amendments thereof;
- Copy of declaration of implementing generic EMPr and subsequent approval of site specific EMPr and amendments thereof;
- All method statements;
- Completed environmental checklists;
- Minutes and attendance register of environmental site meetings;
- An up-to-date environmental incident log;
- A copy of all instructions or directives issued;
- A copy of all corrective actions signed off. The corrective actions must be filed in such a way that a clear reference is made to the non-compliance record; and
- Complaints register.

4.3 Weekly Environmental Checklist

The ECOs are required to complete a Weekly Environmental Checklist, the format of which is to be agreed prior to commencement of the activity. The ECOs are required to sign and date the checklist, retain a copy in the EMPr file and submit a copy of the completed checklist to the DSS on a weekly basis.

The checklists will form the basis for the Monthly Environmental Reports. Copies of all completed checklists will be attached as Annexures to the Environmental Audit Report as required in terms of the EIA Regulations.

4.4 Environmental site meetings

Minutes of the environmental site meetings shall be kept. The minutes must include an attendance register and will be attached to the Monthly Report that is distributed to attendees. Each set of minutes must clearly record "Matters for Attention" that will be reviewed at the next meeting.

4.5 Required Method Statements

The method statement will be done in such detail that the ECOs are enabled to assess whether the contractor's proposal is in accordance with the EMPr.

The method statement must cover applicable details with regard to:

- development procedures;
- materials and equipment to be used;
- getting the equipment to and from site;
- how the equipment/ material will be moved while on site;
- how and where material will be stored;
- the containment (or action to be taken if containment is not possible) of leaks or spills of any liquid or material that may occur;
- timing and location of activities;
- compliance/ non-compliance with the EMPr; and
- any other information deemed necessary by the ECOs.

Unless indicated otherwise by the Project Manager, the Contractor shall provide the following method statements to the Project Manager no less than 14 days prior to the commencement date of the activity:

- Site establishment – Camps, Lay-down or storage areas, satellite camps, infrastructure;
- Batch plants;
- Workshop or plant servicing;
- Handling, transport and storage of Hazardous Chemical Substances;
- Vegetation management – Protected, clearing, aliens, felling;
- Access management – Roads, gates, crossings etc.;
- Fire plan;
- Waste management – transport, storage, segregation, classification, disposal (all waste streams);
- Social interaction – complaints management, compensation claims, access to properties etc.;
- Water – use (source, abstraction and disposal), access and all related information, crossings and mitigation;
- Emergency preparedness – Spills, training, other environmental emergencies;
- Dust and noise management methodologies;
- Fauna interaction and risk management – only if the risk was identified – wildlife interaction especially on game farms; and
- Heritage and palaeontology management.

The ECOs shall monitor and ensure that the contractors perform in accordance with these method statements. Completed and agreed method statements between the holder of the EA and the contractor shall be captured in Appendix 1.

4.6 Environmental Incident Log (Diary)

The ECOs are required to maintain an up-to-date and current Environmental Incident Log (environmental diary). The Environmental Incident Log is a means to record all environmental incidents and/or all non-compliance notice would not be issued. An environmental incident is defined as:

- Any deviation from the listed impact management actions (listed in this EMPr) that may be addressed immediately by the ECOs. (For example a contractor's staff member littering or a drip tray that has not been emptied);
- Any environmental impact resulting from an action or activity by a contractor in contravention of the environmental stipulations and guidelines listed in the EMPr which as a single event would have a minor impact but which if cumulative and continuous would have a significant effect (for example no toilet paper available in the ablutions for an afternoon); and
- General environmental information such as road kills or injured wildlife.

The ECOs are to record all environmental incidents in the Environmental Incident Log. All incidents regardless of severity must be reported to the Developer. The Log is to be kept in the EMPr file and at a minimum the following will be recorded for each environmental incident:

- The date and time of the incident;
- Description of the incident;
- The name of the Contractor responsible;
- The incident must be listed as significant or minor;
- If the incident is listed as significant, a non-compliance notice must be issued, and recorded in the log;
- Remedial or corrective action taken to mitigate the incident; and
- Record of repeat minor offences by the same contractor or staff member.

The Environmental Incident Log will be captured in the EAR.

4.7 Non-compliance

A non-compliance notice will be issued to the responsible contractor by the ECOs via the DSS or Project Manager. The non-compliance notice will be issued in writing; a copy filed in the EMPr file and will at a minimum include the following:

- Time and date of the non-compliance;
- Name of the contractor responsible;
- Nature and description of the non-compliance;
- Recommended / required corrective action; and
- Date by which the corrective action to be completed.

- The contractors shall act immediately when a notice of non-compliance is received and correct whatever is the cause for the issuing of the notice. Complaints received regarding activities on the development site pertaining to the environment shall be recorded in a dedicated register and the response noted with the date and action taken. The ECO should be made aware of any complaints. Any non-compliance with the agreed procedures of the EMPr is a transgression of the various statutes and laws that define the manner by which the environment is managed. Failure to redress the cause shall be reported to the relevant CA for them to deal with the transgression, as it deems fit. The contractor is deemed not to have complied with the EMPr if, inter alia, There is a deviation from the environmental conditions, impact management outcomes and impact management actions , as approved in generic and site specific EMPr as relevant as set out in the EMPr, which deviation has, or may cause, an environmental impact.

4.8 Corrective action records

For each non-compliance notice issued, a documented corrective action must be recorded. On receiving a non-compliance notice from the DSS, the contractor's cEO will ensure that the corrective actions required take place within the stipulated timeframe. On completion of the corrective action the cEO is to issue a Corrective Action Report in writing to the ECOs. If satisfied that the corrective action has been completed, the ECOs are to sign-off on the Corrective Action Report, and attach the report to the non-compliance notice in the EMPr file. A corrective action is considered complete once the report has signed off by the ECOs.

4.9 Photographic record

A digital photographic record will be kept. The photographic record will be used to show before, during and post rehabilitation evidence of the project as well used in cases of damages claims if they arise. Each image must be dated and a brief description note attached.

The Contractor shall:

1. Allow the ECOs access to take photographs of all areas, activities and actions.

The ECOs shall keep an electronic database of photographic records which will include:

1. Pictures of all areas designated as work areas, camp areas, development sites and storage areas taken before these areas are set up;
2. All bunding and fencing;
3. Road conditions and road verges;
4. Condition of all farm fences;
5. Topsoil storage areas;
6. All areas to be cordoned off during construction;
7. Waste management sites;
8. Ablution facilities (inside and out);
9. Any non-conformances deemed to be "significant";
10. All completed corrective actions for non-compliances;
11. All required signage;

12. Photographic recordings of incidents;
13. All areas before, during and post rehabilitation; and
14. Include relevant photographs in the Final Environmental Audit Report.

4.10 Complaints register

The ECOs shall keep a current and up-to-date complaints register. The complaints register is to be a record of all complaints received from communities, stakeholders and individuals. The Complaints Record shall:

1. Record the name and contact details of the complainant;
2. Record the time and date of the complaint;
3. Contain a detailed description of the complaint;
4. Where relevant and appropriate, contain photographic evidence of the complaint or damage (ECOs to take relevant photographs); and
5. Contain a copy of the ECOs written response to each complaint received and keep a record of any further correspondence with the complainant. The ECO's written response will include a description of any corrective action to be taken and must be signed by the Contractor, ECO and affected party. Where a damage claim is issued by the complainant, the ECOs shall respond as described in **(section 4.11)** below.

4.11 Claims for damages

In the event that a Claim for Damages is submitted by a community, landowner or individual, the ECOs shall:

1. Record the full detail of the complaint as described in **(section 4.10)** above;
2. The DPM will evaluate the claim and associated damage and submit the evaluation to the Senior Site Representative for approval;
3. Following consideration by the DPM, the claim is to be resolved and settled immediately, or the reason for not accepting the claim communicated in writing to the claimant. Should the claimant not accept this, the ECO shall, in writing report the incident to the Developer's negotiator and legal department; and
4. A formal record of the response by the ECOs to the claimant as well as the rectification of the method of making payments not amount will be recorded in the EMPr file.

4.12 Interactions with affected parties

Open, transparent and good relations with affected landowners, communities and regional staff are an essential aspect to the successful management and mitigation of environmental impacts.

The ECOs shall:

1. Ensure that all queries, complaints and claims are dealt within an agreed timeframe;

2. Ensure that any or all agreements are documented, signed by all parties and a record of the agreement kept in the EMPr file;
3. Ensure that a complaints telephone numbers are made available to all landowners and affected parties; and
4. Ensure that contact with affected parties is courteous at all times;

4.13 Environmental audits

Internal environmental audits of the activity and implementation of the EMPr must be undertaken. The findings and outcomes must be included in the EMPr file and be submitted to the CA at intervals as indicated in the EA.

An Environmental Audit Report must be prepared monthly. The report will be tabled as the key point on the agenda of the Environmental Site Meeting. The Report is submitted for acceptance at the meeting and the final report will be circulated to the Project Manager and filed in the EMPr file. At a frequency determined by the EA, the ECOs shall submit the monthly reports to the CA. At a minimum the monthly report is to cover the following:

- Weekly Environmental Checklists;
- Deviations and non-compliances with the checklists;
- Non-compliances issued;
- Completed and reported corrective actions;
- Environmental Monitoring;
- General environmental findings and actions; and
- Minutes of the Bi-monthly Environmental Site Meetings.

4.14 Final environmental audits

On final completion of the rehabilitation and/or requirements of the EA a final EAR is to be prepared and submitted to the CA. The EAR must comply with Appendix 7 of the EIA Regulations.

PART B: SECTION 1: Pre-approved generic EMPr template

5. IMPACT MANAGEMENT OUTCOMES AND IMPACT MANAGEMENT ACTIONS

This section provides a pre-approved generic EMPr template with aspects that are common to the development of overhead electricity transmission and distribution infrastructure. There is a list of aspects identified for the development or expansion of overhead electricity transmission and distribution infrastructure, and for each aspect a set of prescribed impact management outcomes and associated impact management actions have been identified. Holders of EAs are responsible to ensure the implementation of these outcomes and actions for all projects as a minimum requirement, in order to mitigate the impact of such aspects identified for the development or expansion of overhead electricity transmission and distribution infrastructure.

The template provided below is to be completed by providing the information under each heading for each environmental impact management action.

The completed template must be signed and dated on each page by both the contractor and the holder of the EA prior to commencement of the activity. The method statements prepared and agreed to by the holder of the EA must be appended to the template as Appendix 1. Each method statement must also be duly signed and dated on each page by the contractor and the holder of the EA. This template, once signed and dated, is legally binding. The holder of the EA will remain responsible for its implementation.

5.1 Environmental awareness training

Impact management outcome: All onsite staff are aware and understand the individual responsibilities in terms of this EMPr.

| Impact Management Actions | Implementation | | | Monitoring | | |
|---|--|---|--|--------------------|----------------------------------|--|
| | Responsible person | Method of implementation | Timeframe for implementation | Responsible person | Frequency | Evidence of compliance |
| – All staff must receive environmental awareness training prior to commencement of the activities. | ECO / cEO / dEO | Hold environmental awareness training workshops | Pre-construction Construction and Operations | ECO dEO | Monthly and as and when required | Attendance registers and training minutes / notes for the record |
| – The Contractor must allow for sufficient sessions to train all personnel with no more than 20 personnel attending each course. | Contractor | Scheduling of sufficient sessions through consultation with the ECO / cEO / dEO | Pre-construction Construction | ECO dEO | Monthly and as and when required | Attendance registers and training minutes / notes for the record |
| – Refresher environmental awareness training is available as and when required. | cEO / dEO in consultation with the ECO | Hold refresher environmental awareness training workshops | During the construction phase | ECO dEO | Monthly and as and when required | Attendance registers and training minutes / notes for the record |
| – All staff are aware of the conditions and controls linked to the EA and within the EMPr and made aware of their individual roles and responsibilities in achieving compliance with the EA and EMPr. | cEO / dEO | Hold training workshops and ensure that the EA and EMPr is readily available | During the construction phase | ECO dEO | Monthly and as and when required | Attendance registers and training minutes / notes for the record |
| – The Contractor must erect and maintain information posters at key locations on site, and the posters must include the following information as a minimum: a) Safety notifications; and b) No littering. | Contractor | Develop and place appropriate posters at key locations | Pre-construction Construction | ECO dEO cEO | Monthly | Photographic record |

| Impact Management Actions | Implementation | | | Monitoring | | |
|---|--|--|----------------------------------|--------------------|---|--|
| | Responsible person | Method of implementation | Timeframe for implementation | Responsible person | Frequency | Evidence of compliance |
| <p>– Environmental awareness training must include as a minimum the following:</p> <ul style="list-style-type: none"> a) Description of significant environmental impacts, actual or potential, related to their work activities; b) Mitigation measures to be implemented when carrying out specific activities; c) Emergency preparedness and response procedures; d) Emergency procedures; e) Procedures to be followed when working near or within sensitive areas; f) Wastewater management procedures; g) Water usage and conservation; h) Solid waste management procedures; i) Sanitation procedures; j) Fire prevention; and k) Disease prevention. | cEO / dEO in consultation with the ECO | Develop environmental awareness training material which covers the minimum requirements | Pre-construction Construction | ECO dEO | Prior to the commencement of the environmental awareness training | Environmental awareness training material requirements checklist |
| – A record of all environmental awareness training courses undertaken as part of the EMPr must be available. | ECO / cEO / dEO | Filing system including all proof of training (i.e. attendance register and training minutes / notes for the record) | During the construction phase | ECO dEO | Monthly | Completed and up to date filing system with proof of training |
| – Educate workers on the dangers of open and/or unattended fires. | cEO / dEO in consultation with the ECO | Develop environmental awareness training material | Pre-construction Construction | ECO dEO | Prior to the commencement of the environmental | Environmental awareness training material |

| Impact Management Actions | Implementation | | | Monitoring | | |
|---|--------------------|---|-------------------------------|--------------------|--------------------|---|
| | Responsible person | Method of implementation | Timeframe for implementation | Responsible person | Frequency | Evidence of compliance |
| | | which covers the dangers of open and/or unattended fire | | | awareness training | requirements checklist |
| – A staff attendance register of all staff to have received environmental awareness training must be available. | ECO / cEO / dEO | Filing system including all proof of training (i.e., attendance register) | During the construction phase | ECO dEO | Monthly | Completed and up to date filing system inclusive of all attendance registers |
| – Course material must be available and presented in appropriate languages that all staff can understand. | ECO / cEO / dEO | Develop environmental awareness training material in the required languages. Training material must be readily available to all staff | During the construction phase | ECO dEO | Monthly | Environmental awareness training material requirements checklist and the training register which must indicate the language of the training |

5.2 Site Establishment development

Impact management outcome: Impacts on the environment are minimised during site establishment and the development footprint are kept to demarcated development area.

| Impact Management Actions | Implementation | | | Monitoring | | |
|--|--------------------|---|----------------------------------|--------------------|-----------------------------|--|
| | Responsible person | Method of implementation | Timeframe for implementation | Responsible person | Frequency | Evidence of compliance |
| <ul style="list-style-type: none"> A method statement must be provided by the contractor prior to any onsite activity that includes the layout of the construction camp in the form of a plan showing the location of key infrastructure and services (where applicable), including but not limited to offices, overnight vehicle parking areas, stores, the workshop, stockpile and lay down areas, hazardous materials storage areas (including fuels), the batching plant (if one is located at the construction camp), designated access routes, equipment cleaning areas and the placement of staff accommodation, cooking and ablution facilities, waste and wastewater management. | Contractor | Development of an appropriate method statement | Pre-construction | ECO dEO | Once, prior to construction | Availability of the method statement which complies with the minimum requirements listed |
| <ul style="list-style-type: none"> Location of construction camps must be within approved area to ensure that the site does not impact on sensitive areas identified in the environmental assessment or site walk through. | DPM | Place construction camps outside of sensitive areas identified in the Basic Assessment Report | Pre-construction Construction | ECO dEO | Once, prior to construction | Availability of a layout and sensitivity map indicating avoidance of sensitive areas |
| <ul style="list-style-type: none"> Sites must be located where possible on previously disturbed areas. | DPM | Place site outside of sensitive areas and within | Pre-construction | ECO dEO | Once, prior to construction | Availability of a layout and sensitivity map indicating |

| Impact Management Actions | Implementation | | | Monitoring | | |
|---|--|--|---------------------------------|--------------------|---|---|
| | Responsible person | Method of implementation | Timeframe for implementation | Responsible person | Frequency | Evidence of compliance |
| | | previously disturbed areas identified in the BA Report | | | | avoidance of sensitive areas and placement within disturbed areas |
| – The camp must be fenced in accordance with Section 5.5: Fencing and gate installation. | DPM | Design and implementation of fencing as per the requirements of Section 5.5 of this EMPr | Pre-construction & Construction | ECO dEO | Once, prior to construction and once during the construction of the fencing | The camp is fenced in accordance with Section 5.5 of this EMPr |
| – The use of existing accommodation for contractor staff, where possible, is encouraged. | Not applicable – the development of new accommodation is not proposed. Employees will be accommodated in the nearby towns such as Richmond and Victoria West and transported to and from site daily. | | | | | |

5.3 Access restricted areas

Impact management outcome: Access to restricted areas prevented.

| Impact Management Actions | Implementation | | | Monitoring | | |
|---|--|---|------------------------------|--------------------|-----------------------------|---|
| | Responsible person | Method of implementation | Timeframe for implementation | Responsible person | Frequency | Evidence of compliance |
| – Identification of access restricted areas is to be informed by the environmental assessment, site walk through, and any additional areas identified during development. | dEO / cEO in consultation with the ECO | Spatially demarcate access restricted areas informed by the BA Report | Pre-construction | ECO | Once, prior to construction | Access restricted areas are identified and provided in a spatial format |

| Impact Management Actions | Implementation | | | Monitoring | | |
|--|--|--|--|--------------------|-----------------------------------|--|
| | Responsible person | Method of implementation | Timeframe for implementation | Responsible person | Frequency | Evidence of compliance |
| - Erect, demarcate and maintain a temporary barrier with clear signage around the perimeter of any access restricted area, colour coding could be used if appropriate. | dEO / cEO in consultation with the ECO | Erect appropriate temporary barriers around access restricted areas | At the commencement and for the duration of the construction phase | ECO | Monthly | Access restricted areas are closed-off through temporary barriers and barriers are maintained to a sufficient standard |
| - Unauthorised access and development related activity inside access restricted areas is prohibited. | Contractor / dEO / cEO | Erect appropriate temporary barriers around access restricted areas and provide clear signage of restricted status | During the construction phase | ECO | Monthly, and as and when required | Photographic evidence and notes of compliance that no unauthorised access or activities has taken place within the access restricted areas |

5.4 Access roads

Impact management outcome: Minimise impact to the environment through the planned and restricted movement of vehicles on site.

| Impact Management Actions | Implementation | | | Monitoring | | |
|---|--------------------|---|---|--------------------|---|--|
| | Responsible person | Method of implementation | Timeframe for implementation | Responsible person | Frequency | Evidence of compliance |
| – Access to the servitude and tower positions must be negotiated with the relevant landowner and must fall within the assessed and authorised area. | DPM | Undertake negotiations for access to the servitude and tower positions with landowners affected by the power line | Pre-construction Construction Operation | dEO | Ongoing throughout construction and operation | Proof of negotiations with affected landowners and requirements for access to the servitude and tower positions in the form of written and signed agreements |
| – An access agreement must be formalised and signed by the DPM, Contractor and landowner before commencing with the activities. | DPM Contractor | Develop access agreements with the affected landowners. Ensure that agreements are approved and signed | Pre-construction | dEO ECO | Once, prior to construction | Availability of approved and signed negotiations |
| – The access roads to tower positions must be signposted after access has been negotiated and before the commencement of the activities. | Contractor | Develop and install signs to indicate access | Pre-construction | cEO / ECO | Once, prior to construction | Photographic record of signposted access roads and GPS co-ordinates of |

| Impact Management Actions | Implementation | | | Monitoring | | |
|---|--------------------|---|---------------------------------|--------------------|-----------------------------|---|
| | Responsible person | Method of implementation | Timeframe for implementation | Responsible person | Frequency | Evidence of compliance |
| | | | | | | where these are placed |
| – All private roads used for access to the servitude must be maintained and upon completion of the works, be left in at least the original condition. | Contractor | Undertake maintenance activities on private roads used for construction as degradation takes place | During the construction phase | cEO / ECO | Weekly | Photographic record of the pre-construction condition and degradation of roads, and records of the implementation and effectiveness of maintenance activities |
| – All contractors must be made aware of all the access routes. | dEO / cEO | Develop a map illustrating all access routes associated with the project and present and provide the map to all contractors | Pre-construction Construction | ECO | Once, prior to construction | Access routes map readily available |
| – Any access route deviation from that in the written agreement must be closed and re-vegetated immediately, at the contractor's expense. | Contractor | All access routes developed that are not in-line with the access route | Construction and Rehabilitation | cEO ECO | Bi-weekly (every two weeks) | Photographic record of the closure of access roads |

| Impact Management Actions | Implementation | | | Monitoring | | |
|---|--------------------|---|-------------------------------|---------------------------------------|-----------------------------------|--|
| | Responsible person | Method of implementation | Timeframe for implementation | Responsible person | Frequency | Evidence of compliance |
| | | agreements must be closed and re-habilitated to the pre-disturbance state | | | | and re-vegetation |
| – Maximum use of both existing servitudes and existing roads must be made to minimise further disturbance through the development of new roads. | Contractor | Existing access routes to be used must be specified and the development of new roads must be avoided as far as possible | Construction and operation | cEO Operation and maintenance team | Weekly | Implementation of the approved layout |
| – In circumstances where private roads must be used, the condition of the said roads must be recorded in accordance with section 4.9: photographic record; prior to use and the condition thereof agreed by the landowner, the DPM, and the contractor. | dEO / cEO | Record the conditions of private roads to be used (prior to use) as per the requirements of section 4.9 and agree on the required condition of the roads with the landowner, DPM and contractor | During the construction phase | ECO | Prior to the use of private roads | Photographic record and proof of the road conditions agreed upon with the relevant parties |

| Impact Management Actions | Implementation | | | Monitoring | | |
|---|--------------------|--|-------------------------------|-----------------------------------|---|---------------------------------------|
| | Responsible person | Method of implementation | Timeframe for implementation | Responsible person | Frequency | Evidence of compliance |
| – Access roads in flattish areas must follow fence lines and tree belts to avoid fragmentation of vegetated areas or croplands. | DPM and Contractor | Design access roads to follow fence lines and avoid vegetated areas | Pre-construction | ECO | Once during the design and once prior to construction | Implementation of the approved layout |
| – Access roads must only be developed on pre-planned and approved roads. | Contractor | Construction of access roads only on pre-planned and approved access roads | During the construction phase | ECO once during the design dEO | Once during the design and weekly during the construction of access roads | Implementation of the approved layout |

5.5 Fencing and Gate installation

Impact management outcome: Minimise impact to the environment and ensure safe and controlled access to the site through the erection of fencing and gates where required.

| Impact Management Actions | Implementation | | | Monitoring | | |
|---|--------------------|---|---------------------------------|--------------------|-----------|---|
| | Responsible person | Method of implementation | Timeframe for implementation | Responsible person | Frequency | Evidence of compliance |
| – Use existing gates provided to gain access to all parts of the area authorised for development, where possible. | Contractor | Identify and inform all relevant staff of the existing gates to be used | Pre-construction & Construction | dEO | Monthly | Existing gates are utilised on a frequent basis and only limited new access gates are developed |

| Impact Management Actions | Implementation | | | Monitoring | | |
|--|--------------------|--|-------------------------------|---|---|--|
| | Responsible person | Method of implementation | Timeframe for implementation | Responsible person | Frequency | Evidence of compliance |
| – Existing and new gates to be recorded and documented in accordance with section 4.9: photographic record. | ECO | Existing and new gates will be recorded and documented as per the requirements of section 4.9 | During the construction phase | ECO | Once, when the construction of all new gates have been completed | Photographic record of the existing and new gates as per the requirements of section 4.9 |
| – All gates must be fitted with locks and be kept locked at all times during the development phase, unless otherwise agreed with the landowner. | Contractor | Ensure all relevant gates are fitted with locks and are always locked | Construction and Operation | ECO monthly, Operation and maintenance team and cEO | Bi-weekly (every second week) | All gates are locked and no complaints from landowners are received in this regard |
| – At points where the line crosses an existing fence in which there is no suitable gate within the extent of the line servitude, on the instruction of the DPM, a gate must be installed at the approval of the landowner. | dEO | Install new gates where required with the approval of the affected landowner | During the construction phase | ECO | Once, prior to construction and during the construction phase, as and when required | New gates are installed where the power line crosses fences |
| – Care must be taken that the gates must be so erected that there is a gap of no more than 100 mm between the bottom of the gate and the ground. | Contractor | Install gates in a manner so that there is a gap of no more than 100mm between the bottom of the gate and the ground | During the construction phase | cEO | Once, during the erection of the gates during the construction phase | New gates installed as per the requirement |

| Impact Management Actions | Implementation | | | Monitoring | | |
|---|--------------------|---|-------------------------------|--------------------|--|---|
| | Responsible person | Method of implementation | Timeframe for implementation | Responsible person | Frequency | Evidence of compliance |
| – Where gates are installed in jackal proof fencing, a suitable reinforced concrete sill must be provided beneath the gate. | Contractor | Implement a reinforced concrete sill beneath gates installed for jackal proofing | During the construction phase | cEO | Once, during the erection of the gates during the construction phase | New gates installed as per the requirement |
| – Original tension must be maintained in the fence wires. | Contractor | Maintain original tension of fences through required activities | During the construction phase | ECO | Monthly | No tension reduction on fence wires |
| – All gates installed in electrified fencing must be re-electrified. | Contractor | Electrify gates installed in electrified fencing | During the construction phase | ECO | Once, during the erection of the gates during the construction phase | Gates installed in electrified fencing is electrified |
| – All demarcation fencing and barriers must be maintained in good working order for the duration of overhead transmission and distribution electricity infrastructure development activities. | Contractor | Undertake maintenance activities on fences and barriers | During the construction phase | ECO | Monthly | Photographic record of maintained fences and barriers |
| – Fencing must be erected around the camp, batching plants, hazardous storage areas, and all designated access restricted areas, where appropriate and would not cause harm to the sensitive flora. | Contractor | Fence construction camps, batching plants, hazardous storage areas and access restricted areas. | During the construction phase | ECO | Once during the erection of fencing | Photographic record of fences erected |

| Impact Management Actions | Implementation | | | Monitoring | | |
|--|---------------------|--|-------------------------------|--------------------|---|--|
| | Responsible person | Method of implementation | Timeframe for implementation | Responsible person | Frequency | Evidence of compliance |
| | | Avoid sensitive flora | | | | |
| – Any temporary fencing to restrict the movement of livestock must only be erected with the permission of the landowner. | dEO/ cEO Contractor | Obtain written approval from the relevant landowner where temporary fencing is required to restrict livestock movement | During the construction phase | ECO | To be monitored as temporary fencing is required | Written approval to be provided by the dEO |
| – All fencing must be developed of high-quality material bearing the SABS mark. | Contractor | Make use of high-quality materials approved by SABS | During the construction phase | cEO | To be monitored as fencing is erected during the construction phase | Use of high-quality materials for fencing approved by SABS |
| – The use of razor wire as fencing must be avoided as far as possible. | Contractor | Razor wire must not be sourced or used for the erection of fencing | During the construction phase | ECO | To be monitored as fencing is erected during the construction phase | Fences erected do not make use of razor wire |
| – Fenced areas with gate access must remain locked after hours, during weekends and on holidays if staff is away from site. Site security will be required at all times. | DSS and Contractor | Ensure fenced areas are locked as required through the implementation of a formalised | During the construction phase | DPM and Contractor | DPM and Contractor | Fences are locked and no complaints from landowners are received. A security |

| Impact Management Actions | Implementation | | | Monitoring | | |
|--|--------------------|---|--------------------------------------|--------------------|--|---|
| | Responsible person | Method of implementation | Timeframe for implementation | Responsible person | Frequency | Evidence of compliance |
| | | process. Appoint a security company | | | | company is appointed |
| - On completion of the development phase all temporary fences are to be removed. | Contractor | Removal of all temporary fences | At the end of the Construction Phase | ECO dEO | Once, following the completion of the construction phase | No temporary fences associated with the project is present following the completion of the construction phase |
| - The contractor must ensure that all fence uprights are appropriately removed, ensuring that no uprights are cut at ground level but rather removed completely. | Contractor | Appropriate removal of all fence uprights | At the end of the Construction Phase | ECO dEO | Once, following the completion of the construction phase | No fence uprights associated with the project is present following the completion of the construction phase |

5.6 Water Supply Management

Impact management outcome: Undertake responsible water usage.

| Impact Management Actions | Implementation | | | Monitoring | | |
|---|--|--|-------------------------------|--------------------|---|---|
| | Responsible person | Method of implementation | Timeframe for implementation | Responsible person | Frequency | Evidence of compliance |
| <ul style="list-style-type: none"> - All abstraction points or bore holes must be registered with the DWS and suitable water meters installed to ensure that the abstracted volumes are measured on a daily basis; | DPM and Contractor | Obtaining relevant registrations from DWS and installation of water meters | Pre-construction | cEO | To be monitored with the installation of water meters and daily during construction and operation | Use of high-quality water meters |
| <ul style="list-style-type: none"> - The Contractor must ensure the following: <ul style="list-style-type: none"> a. The vehicle abstracting water from a river does not enter or cross it and does not operate from within the river; b. No damage occurs to the riverbed or banks and that the abstraction of water does not entail stream diversion activities; and c. All reasonable measures to limit pollution or sedimentation of the downstream watercourse are implemented. | Not applicable - water will not be abstracted from a river | | | | | |
| <ul style="list-style-type: none"> - Ensure water conservation is being practiced by: <ul style="list-style-type: none"> a. Minimising water use during cleaning of equipment; b. Undertaking regular audits of water systems; c. Including a discussion on water usage and conservation during environmental awareness training; and d. The use of grey water is encouraged. | Contractor / dEO / cEO in consultation with the ECO | Implement the required water conservation measures throughout on-site construction processes | During the construction phase | ECO | Monthly, and as and when required | Successful implementation of water conservation |

5.7 Storm and wastewater management

Impact management outcome: Impacts to the environment caused by stormwater and wastewater discharges during construction are avoided.

| Impact Management Actions | Implementation | | | Monitoring | | |
|--|----------------------------------|---|-------------------------------|--------------------|--|--|
| | Responsible person | Method of implementation | Timeframe for implementation | Responsible person | Frequency | Evidence of compliance |
| – Runoff from the cement/ concrete batching areas must be strictly controlled, and contaminated water must be collected, stored and either treated or disposed of off-site, at a location approved by the project manager. | Contractor | Implement measures for the control and management of runoff | During the construction phase | cEO | Weekly | No mismanagement of runoff or contaminated water due to the temporary concrete batching plant |
| – All spillage of oil onto concrete surfaces must be controlled by the use of an approved absorbent material and the used absorbent material disposed of at an appropriate waste disposal facility. | Contractor and cEO | Obtain approved absorbent material and make use of licensed waste disposal facilities for disposal of oil | During the Construction Phase | ECO | Monthly | Availability of approved absorbent material at the construction site and proof of disposal of oil at licensed disposal facilities |
| – Natural stormwater runoff not contaminated during the development and clean water can be discharged directly to watercourses and water bodies, subject to the Project Manager's approval and support by the ECO. | DPM in consultation with the ECO | Consultation between the DPM and the ECO to determine if water can be discharged directly into water bodies | During the construction phase | ECO | As and when the need arises to discharge natural stormwater runoff and clean water | Proof of consultation between the DPM and ECO and the outcomes thereof to be provided. Proof of water quality testing and the results thereof. |

| Impact Management Actions | Implementation | | | Monitoring | | |
|---------------------------|--------------------|---|------------------------------|--------------------|-----------|------------------------|
| | Responsible person | Method of implementation | Timeframe for implementation | Responsible person | Frequency | Evidence of compliance |
| | | (where present). The necessary water quality testing must be undertaken prior to discharge | | | | |

5.8 Solid and hazardous waste management

Impact management outcome: Waste is appropriately stored, handled and safely disposed of at a recognised waste facility.

| Impact Management Actions | Implementation | | | Monitoring | | |
|---|--------------------|---|-------------------------------|--------------------|-----------|---|
| | Responsible person | Method of implementation | Timeframe for implementation | Responsible person | Frequency | Evidence of compliance |
| – All measures regarding waste management must be undertaken using an integrated waste management approach. | Contractor | Develop and implement a waste management plan | During the construction phase | ECO | Monthly | Implementation of the waste management plan and proof of waste management through proof of responsible disposal |
| – Sufficient, covered waste collection bins (scavenger and weatherproof) must be provided. | Contractor | Provision of appropriate waste collection bins strategically placed | During the construction phase | cEO | Weekly | Appropriate waste collection bins are available throughout the site |

| Impact Management Actions | Implementation | | | Monitoring | | |
|---|--------------------|--|-------------------------------|--------------------|---|---|
| | Responsible person | Method of implementation | Timeframe for implementation | Responsible person | Frequency | Evidence of compliance |
| | | throughout the site | | | | |
| – A suitably positioned and clearly demarcated waste collection site must be identified and provided. | DPM and Contractor | Identify an appropriate location for the waste collection site which must be clearly demarcated through signage and temporary fencing | Design and Construction Phase | ECO | Once, prior to the commencement of construction | A waste collection site is appropriately placed and demarcated |
| – The waste collection site must be maintained in a clean and orderly manner. | Contractor | Regular collection of waste and maintenance of the area must be undertaken as per the waste requirements for the project during construction | During the Construction Phase | cEO | Weekly | The waste collection site is maintained and clean |
| – Waste must be segregated into separate bins and clearly marked for each waste type for recycling and safe disposal. | Contractor | Provide separate and marked bins for the different waste types associated with | During the Construction Phase | cEO | Weekly | Separate waste bins are available on site and waste generated is separated into the relevant bins |

| Impact Management Actions | Implementation | | | Monitoring | | |
|--|--|---|-------------------------------|--------------------|-----------------------------------|---|
| | Responsible person | Method of implementation | Timeframe for implementation | Responsible person | Frequency | Evidence of compliance |
| | | the construction phase | | | | |
| – Staff must be trained in waste segregation. | cEO / dEO in consultation with the ECO | Include waste segregation as part of the environmental awareness training material. | Pre-construction Construction | ECO | Monthly, and as and when required | Environmental awareness training material requirements checklist |
| – Bins must be emptied regularly. | Contractor | Bins must be emptied before reaching total capacity and on a regular basis as required for the project | During the construction phase | ECO | Monthly | No mismanagement of bins. |
| – General waste produced onsite must be disposed of at registered waste disposal sites/ recycling company. | Contractor | Disposal of general waste at licensed waste disposal facilities must be undertaken as per the waste management plan | During the construction phase | ECO | Monthly | Disposal certificates of disposal at licensed facilities to be provided |
| – Hazardous waste must be disposed of at a registered waste disposal site. | Contractor | Disposal of hazardous waste at licensed waste disposal facilities | During the construction phase | ECO | Monthly | Disposal certificates of disposal at licensed facilities to be provided |

| Impact Management Actions | Implementation | | | Monitoring | | |
|--|--------------------|---|-------------------------------|--------------------|-----------|--|
| | Responsible person | Method of implementation | Timeframe for implementation | Responsible person | Frequency | Evidence of compliance |
| | | must be undertaken as per the waste management plan | | | | |
| – Certificates of safe disposal for general, hazardous, and recycled waste must be maintained. | Contractor | Obtain certificates for safe disposal of waste | During the construction phase | ECO | Monthly | Disposal certificates of disposal at licensed facilities to be provided and filed as part of the filing system |

5.9 Protection of watercourses

Impact management outcome: Pollution and contamination of the watercourse environment and erosion are prevented.

| Impact Management Actions | Implementation | | | Monitoring | | |
|---|--------------------|---|-------------------------------|--------------------|-----------|---|
| | Responsible person | Method of implementation | Timeframe for implementation | Responsible person | Frequency | Evidence of compliance |
| – All watercourses must be protected from direct or indirect spills of pollutants such as sewage, cement, oils, fuels, chemicals, aggregate tailings, wash and contaminated water or organic material resulting from the Contractor's activities. | Contractor | Contractor to undertake activities which can cause spills of pollutants outside of watercourses | During the construction phase | cEO | Weekly | No incidents reported of spillage of pollutants into watercourses |

| Impact Management Actions | Implementation | | | Monitoring | | |
|---|--------------------|---|-------------------------------|--------------------|--|--|
| | Responsible person | Method of implementation | Timeframe for implementation | Responsible person | Frequency | Evidence of compliance |
| – In the event of a spill, prompt action must be taken to clear the polluted or affected areas. | Contractor and cEO | Develop a management plan or process for implementation should a spill take place | During the construction phase | cEO | Weekly | Feedback must be provided by the contractor in terms of how the spill was handled and photographic evidence of the feedback must be provided and kept on record |
| – Where possible, no development equipment must traverse any seasonal or permanent wetland. | cEO and Contractor | Ensure layout has been informed by the environmental sensitivities as determined by the basic assessment and specialist studies | Construction Phase | ECO | Once off review that the layout used is the approved one | Confirm no development equipment traverses any seasonal or permanent wetland as per the authorised layout by reviewing the as-built designs (once-off confirmation). |
| – Development of permanent watercourse crossing must only be undertaken where no alternative access to tower position is available. | cEO, Contractor | Ensure that permanent crossings (access roads) are provided for | During the construction phase | cEO | Weekly | Ensure that permanent crossings are developed if |

| Impact Management Actions | Implementation | | | Monitoring | | |
|--|--------------------|--|--|--------------------|--|--|
| | Responsible person | Method of implementation | Timeframe for implementation | Responsible person | Frequency | Evidence of compliance |
| | | access to the power line if no alternative crossing is available. | | | | there is no alternative. |
| – There must not be any impact on the long-term morphological dynamics of watercourses. | DPM, cEO | Develop a management plan or process for implementation should a spill take place within a watercourse and ensure continuous monitoring | During the construction and operation phase | ECO, dEO | For all phases of the project life cycle (i.e. construction, operation, decommissioning) | No incidents reported of spillage of pollutants into watercourses |
| – Upgrading of Existing crossing points must be favoured over the creation of new crossings (including temporary access)". | DPM, cEO | Develop a management plan or process for implementation should a spill take place within a watercourse and ensure continually monitoring | During the pre-construction and construction phase | ECO, dEO | During the construction phase of the project. | Existing crossing points utilised as opposed to new ones created and no incidents reported of spillage of pollutants into watercourses |

| Impact Management Actions | Implementation | | | Monitoring | | |
|---|--------------------|--|-------------------------------|--------------------|-----------------------------------|---|
| | Responsible person | Method of implementation | Timeframe for implementation | Responsible person | Frequency | Evidence of compliance |
| <p>– When working in or near any watercourse, the following environmental controls and consideration must be taken:</p> <p>a) Water levels during the period of construction;</p> <p>b) Unless authorised, there should be no altering of the bed, banks, course or characteristics of a watercourse;</p> <p>c) During the execution of the works, appropriate measures to prevent pollution and contamination of the riparian environment must be implemented e.g. including ensuring that construction equipment is well maintained;</p> <p>d) Where earthwork is being undertaken in close proximity to any watercourse, slopes must be stabilised using suitable materials, i.e., sandbags or geotextile fabric, to prevent sand and rock from entering the channel; and</p> <p>e) Appropriate rehabilitation and re-vegetation measures for the watercourse banks must be implemented timeously. In this regard, the banks should be appropriately and incrementally stabilised as soon as development allows.</p> | Contractor | Activities undertaken near watercourses must be in-line with and consider the specified environmental controls | During the construction phase | ECO | Monthly, and as and when required | No degradation of the watercourses and no incidents of destruction reported |

5.10 Vegetation clearing

Impact management outcome: Vegetation clearing is restricted to the authorised development footprint of the proposed infrastructure.

| Impact Management Actions | Implementation | | | Monitoring | | |
|---|---|---|---|---|----------------------------------|--|
| | Responsible person | Method of implementation | Timeframe for implementation | Responsible person | Frequency | Evidence of compliance |
| General: | | | | | | |
| – Indigenous vegetation which does not interfere with the development must be left undisturbed. | cEO and contractor | Demarcate areas of indigenous vegetation to be avoided before clearance is undertaken | Construction and operation (i.e., for maintenance purposes) | ECO monthly, Operation and maintenance team weekly | Weekly, and as and when required | No unnecessary clearance of indigenous vegetation is undertaken |
| – Protected or endangered species may occur on or near the development site. Special care should be taken not to damage such species. | Contractor | Demarcate areas containing protected or endangered species to be avoided by construction activities | During the Construction Phase | ECO monthly and Operation and maintenance team weekly | Weekly, and as and when required | No clearance of protected or endangered species other than those permitted to be removed |
| – Search, rescue and replanting of all protected and endangered species likely to be damaged during project development must be identified by the relevant specialist and completed prior to any development or clearing. | Relevant specialist in consultation with the Contractor | Develop and implement a Plant Search and Rescue Plan | Pre-construction & Construction | cEO | Weekly, and as and when required | Implementation of the Plant Search and Rescue Plan and photographic evidence and notes of the implementation of the plan |

| Impact Management Actions | Implementation | | | Monitoring | | |
|---|--------------------|---|--|--------------------|--|--|
| | Responsible person | Method of implementation | Timeframe for implementation | Responsible person | Frequency | Evidence of compliance |
| <ul style="list-style-type: none"> Permits for removal must be obtained from the Department of Environment, Forestry and Fisheries (DEFF) prior to the cutting or clearing of the affected species, and they must be filed; and from the Department of Agriculture, Environmental Affairs, Rural Development and Land Reform for protected plants. | DPM | Undertake the permitting process in order to obtain the relevant permits for the removal of protected species. Permits must be kept on file | Pre-construction | ECO | Once, prior to the commencement of the construction phase and removal of the protected species | DEFF permits on file |
| <ul style="list-style-type: none"> The Environmental Audit Report must confirm that all identified species have been rescued and replanted and that the location of replanting is compliant with conditions of approvals. | ECO | Ensure that the audit report indicates all species rescued and replanted and provides feedback in terms of compliance with the conditions of permits for replanting | During the Construction Phase and following the completion of the Construction Phase | ECO | Once off or as and when required | ECO confirmed rescued and replanted programme implemented correctly. |
| <ul style="list-style-type: none"> Trees felled due to construction must be documented and form part of the Environmental Audit Report. | ECO | Ensure that the audit report documents the details of trees felled | During the Construction Phase and following the completion of the Construction Phase | ECO | Once off or as and when required | ECO confirms documentation of trees felled |

| Impact Management Actions | Implementation | | | Monitoring | | |
|--|--------------------|--|-------------------------------|--------------------|---|--|
| | Responsible person | Method of implementation | Timeframe for implementation | Responsible person | Frequency | Evidence of compliance |
| – Rivers and watercourses must be kept clear of felled trees, vegetation cuttings and debris. | Contractor | Felled trees, vegetation cuttings and debris must be disposed of at a licensed waste disposal facility | During the Construction Phase | ECO | Monthly | No felled trees, vegetation cuttings and debris are dumped in inappropriate locations and disposal certificates are available as proof of responsible disposal |
| – Only a registered pest control operator may apply herbicides on a commercial basis and commercial application must be carried out under the supervision of a registered pest control operator that is appropriately trained. | DPM and Contractor | A suitably qualified pest control operator must be appointed | Construction and Operation | ECO | As and when the use of herbicides is required | Only registered pest control operators must be appointed and proof of their registration must be provided |
| – A daily register must be kept of all relevant details of herbicide usage. | Contractor | Develop a daily register for the documentation of the details of herbicide usage | During the construction phase | ECO | Monthly | Daily register provided by the pest control operator |

| Impact Management Actions | Implementation | | | Monitoring | | |
|---|---|--|-------------------------------|---------------------------------------|--|---|
| | Responsible person | Method of implementation | Timeframe for implementation | Responsible person | Frequency | Evidence of compliance |
| <ul style="list-style-type: none"> All protected species and sensitive vegetation not removed must be clearly marked and such areas fenced off in accordance to Section 5.3: Access restricted areas. | Contractor in consultation with the cEO | Spatially demarcate protected species and sensitive vegetation and implement appropriate fencing where required as per section 5.3 | During the construction phase | ECO | Once, during the undertaking of the demarcation of the areas and the erection of the fencing | Demarcation and fencing is undertaken in-line with the requirements of section 5.3 |
| Servitude: | | | | | | |
| <ul style="list-style-type: none"> Vegetation that does not grow high enough to cause interference with overhead transmission and distribution infrastructures, or cause a fire hazard to any plantation, must not be cut or trimmed unless it is growing in the road access area, and then only at the discretion of the Project Manager. | Contractor in consultation with the DPM | Identify areas of vegetation not to be trimmed. | Construction and Operation | ECO Operation and maintenance team | Monthly | An indication of the areas where vegetation has not been trimmed or where vegetation has been removed from access roads must be provided. |
| <ul style="list-style-type: none"> Where clearing for access purposes is essential, the maximum width to be cleared within the servitude must be in accordance to distance as agreed between the landowner and the EA holder. | Contractor | Clearing for access must be undertaken as per the requirements provided by the | During the construction phase | ECO | Monthly, and as and when required | Proof must be provided that only agreed upon areas have been cleared |

| Impact Management Actions | Implementation | | | Monitoring | | |
|--|--------------------|--|------------------------------|------------------------------------|-----------------------------------|--|
| | Responsible person | Method of implementation | Timeframe for implementation | Responsible person | Frequency | Evidence of compliance |
| | | landowner and the EA holder | | | | |
| – Alien invasive vegetation must be removed according to a plan (in line with relevant municipal and provincial procedures, guidelines and recommendations) and disposed of at a recognised waste disposal facility. | Contractor | Undertake removal of alien invasive vegetation in accordance with the relevant guideline relevant and ensure the vegetation is disposed of at a licensed waste disposal facility | Construction and Operation | ECO Operation and maintenance team | Monthly, and as and when required | Proof must be provided that alien invasive vegetation has been cleared in accordance to the relevant guideline and that the vegetation was disposed of at a licensed waste disposal facility |
| – Vegetation must be trimmed where it is likely to intrude on the minimum vegetation clearance distance (MVCD) or will intrude on this distance before the next scheduled clearance. MVCD is determined from SANS 10280. | Contractor | Develop a procedure for the trimming of vegetation in terms of the listed requirements | Construction and operation | ECO Operation and maintenance team | Monthly, and as and when required | Proof must be provided that vegetation is trimmed in accordance with the listed requirements |
| – Debris resulting from clearing and pruning must be disposed of at a recognised waste disposal facility, unless the landowners wish to retain the cut vegetation. | Contractor | Dispose of the debris in accordance with the waste management plan | Construction and operation | ECO Operation and maintenance team | Monthly, and as and when required | Proof must be provided that the debris has been disposed of at a licensed |

| Impact Management Actions | Implementation | | | Monitoring | | |
|--|--------------------|--|---------------------------------|--------------------|---|---|
| | Responsible person | Method of implementation | Timeframe for implementation | Responsible person | Frequency | Evidence of compliance |
| | | | | | | waste disposal facility |
| – In the case of the development of new overhead transmission and distribution infrastructures, a one metre “trace-line” must be cut through the vegetation for stringing purposes only and no vehicle access must be cleared along the” trace-line”. Alternative methods of stringing that limit impact to the environment must always be considered. | Contractor | Develop a procedure for the cutting of vegetation for stringing purposes | Pre-construction & Construction | ECO | Once, prior to the commencement of construction | Proof of implementation of the procedure for the cutting of vegetation for stringing purposes |

5.11 Protection of fauna

Impact management outcome: Minimise disturbance to fauna and avifauna.

| Impact Management Actions | Implementation | | | Monitoring | | |
|--|-------------------------|---|--|--------------------|--|--|
| | Responsible person | Method of implementation | Timeframe for implementation | Responsible person | Frequency | Evidence of compliance |
| – No interference with livestock must occur without the landowner’s written consent and with the landowner or a person representing the landowner being present. | dEO / cEO Contractor | Develop a procedure for dealing with livestock within the affected properties | Pre-construction and during the construction phase | ECO | Once, prior to the commencement of construction and as and when required during the construction phase | Written consent provided by the landowner and proof of representation of the landowner during interference |

| Impact Management Actions | Implementation | | | Monitoring | | |
|---|---|--|--|--|---|--|
| | Responsible person | Method of implementation | Timeframe for implementation | Responsible person | Frequency | Evidence of compliance |
| – The breeding sites of raptors and other wild bird species must be taken into consideration during the planning of the development programme. | dEO / cEO in consultation with the Contractor | Ensure that the planning and development programme considers breeding sites for wild bird species | Pre-construction & Construction | ECO | Once, prior to the commencement of construction and as and when required | The planning and development programme includes the consideration of breeding sites for wild bird species |
| – Breeding sites must be kept intact and disturbance to breeding birds must be avoided. Special care must be taken where nestlings or fledglings are present. | dEO / cEO in consultation with the Contractor | Avoid breeding sites and ensure that special care is taken in the presence of nestlings and fledglings | During the Construction Phase Operation Phase | ECO monthly, cEO and Operation and maintenance team weekly | Weekly, and as an when required during the construction. Monthly, and as and when required during operation | Photographic record of intact breeding sites |
| – Nesting sites on existing parallel lines must be documented. | dEO / cEO in consultation with the ECO | Walk-downs of the existing lines located parallel to the project must be undertaken and nests and the details thereof documented | During the Construction Phase Operation Phase | ECO Operation and maintenance team | Quarterly, and as and when required | Details of walk-downs undertaken must be noted and kept on file and photographic records of nesting sites must be kept |

| Impact Management Actions | Implementation | | | Monitoring | | |
|---|---|--|--|---------------------------------------|--|---|
| | Responsible person | Method of implementation | Timeframe for implementation | Responsible person | Frequency | Evidence of compliance |
| – Special recommendations of the avian specialist must be adhered to at all times to prevent unnecessary disturbance of birds. | dEO / cEO in consultation with the Contractor | All mitigation measures recommended by the avifauna specialist must be implemented | During the Construction Phase Operation Phase | ECO Operation and maintenance team | Monthly during construction and monthly during operation | Photographic record of compliance and successful implementation of the recommended measures |
| – Bird guards and diverters must be installed on the new line as per the recommendations of the specialist. | dEO / cEO in consultation with the Contractor | Recommendations made by the specialist for the installation of bird guards and diverters must be adhered to and implemented as appropriate. Bird guards and diverters must be maintained | During the Construction Phase Operation Phase | ECO Operation and maintenance team | Monthly, and as and when required | Photographic record of implementation and maintenance of bird guards and diverters |
| – No poaching must be tolerated under any circumstances. All animal dens in close proximity to the works areas must be marked as Access restricted areas. | dEO / cEO in consultation with the Contractor | All site staff must be informed of this requirement during the Environmental Awareness Training and the consequences of not adhering | During the Construction Phase | ECO | Monthly, and as and when required | No instances of poaching is reported |

| Impact Management Actions | Implementation | | | Monitoring | | |
|--|---|--|--|---------------------------------------|--|---|
| | Responsible person | Method of implementation | Timeframe for implementation | Responsible person | Frequency | Evidence of compliance |
| | | to the requirement. These areas must be demarcated as Access Restricted Areas | | | | |
| - No deliberate or intentional killing of fauna is allowed. | dEO / cEO in consultation with the Contractor | All site staff must be informed of this requirement during the Environmental Awareness Training and the consequences of not adhering to the requirement. These areas must be demarcated as Access Restricted Areas | During the Construction Phase | ECO | Monthly, and as and when required | No instances of deliberate or intentional killing is reported |
| - In areas where snakes are abundant, snake deterrents are to be deployed on the pylons to prevent snakes climbing up, being electrocuted and causing power outages. | dEO / cEO in consultation with the Contractor | Implement and maintain snake deterrents on pylons in areas where snakes are abundant | During the Construction Phase Operation Phase | ECO Operation and maintenance team | Once, during the construction of the pylons and as and when required. Monthly during operation | Photographic record of the implementation and maintenance of snake deterrents |

| Impact Management Actions | Implementation | | | Monitoring | | |
|--|----------------------------------|---|------------------------------|--------------------|--|--|
| | Responsible person | Method of implementation | Timeframe for implementation | Responsible person | Frequency | Evidence of compliance |
| – No Threatened or Protected species (ToPs) and/or protected fauna as listed according NEMBA (Act No. 10 of 2004) and relevant provincial ordinances may be removed and/or relocated without appropriate authorisations/permits. | DPM in consultation with the dEO | Undertake a permitting process to obtain the required permits | Pre-construction | ECO | Once, prior to the commencement of construction and as and when required | Permits for removal and/relocation must be kept on file and be readily available |

5.12 Protection of heritage resources

Impact management outcome: Minimise impact to heritage resources.

| Impact Management Actions | Implementation | | | Monitoring | | |
|---|--|---|------------------------------|--------------------|---|---|
| | Responsible person | Method of implementation | Timeframe for implementation | Responsible person | Frequency | Evidence of compliance |
| – Identify, demarcate and prevent impact to all known sensitive heritage features on site in accordance with the No-Go procedure in Section 5.3: Access restricted areas. | DPM and a suitably qualified specialist dEO / cEO in consultation with the Contractor and ECO | Spatially identify and demarcate areas of heritage significance as per the Heritage Impact Assessment and the Heritage Walk-through Report and as per the requirements of section 5.3 | Pre-construction | ECO | Once, prior to the commencement of construction | Proof of avoidance of sensitive heritage features through details of avoidance and photographic records |

| Impact Management Actions | Implementation | | | Monitoring | | |
|--|---|---|--------------------------------------|--------------------|--------------------------------|--|
| | Responsible person | Method of implementation | Timeframe for implementation | Responsible person | Frequency | Evidence of compliance |
| <p>– Carry out general monitoring of excavations for potential fossils, artefacts and material of heritage importance.</p> | <p>dEO (in consultation with specialists if/as required).</p> | <p>Ensure construction staff are adequately informed (via environmental awareness training) to carry out monitoring of excavations for fossils, artefacts and important heritage material</p> | <p>During the Construction Phase</p> | <p>ECO</p> | <p>Monthly, or as required</p> | <p>Environmental awareness training includes measures relating to monitoring for chance finds</p> |
| <p>– All work must cease immediately, if any human remains and/or other archaeological, palaeontological, and historical material are uncovered. Such material, if exposed, must be reported to the nearest museum, archaeologist/palaeontologist (or the South African Police Services), so that a systematic and professional investigation can be undertaken. Sufficient time must be allowed to remove/collect such material before development recommences.</p> | <p>dEO / cEO in consultation with the Contractor and ECO</p> | <p>Develop and implement procedures for situations where human remains, archaeological, palaeontological or historical material are uncovered</p> | <p>During the Construction Phase</p> | <p>ECO</p> | <p>As and when required</p> | <p>Proof of work ceased, and the required procedures followed in cases where material is discovered.</p> |

5.13 Safety of the public

Impact management outcome: All precautions are taken to minimise the risk of injury, harm or complaints.

| Impact Management Actions | Implementation | | | Monitoring | | |
|--|---|--|-------------------------------|--------------------|--|---|
| | Responsible person | Method of implementation | Timeframe for implementation | Responsible person | Frequency | Evidence of compliance |
| <ul style="list-style-type: none"> Identify fire hazards, demarcate and restrict public access to these areas as well as notify the local authority of any potential threats e.g., large brush stockpiles, fuels etc. | cEO in consultation with the Contractor | Develop an Emergency Preparedness, Response and Fire Management Plan specific to the project | Pre-construction Construction | cEO | Once, prior to the commencement of construction and weekly during the construction phase | Compliance with the Emergency Preparedness, Response and Fire Management Plan |
| <ul style="list-style-type: none"> All unattended open excavations must be adequately fenced or demarcated. | Contractor | Ensure that all excavations undertaken is fenced and demarcated within a reasonable timeframe and in instances where excavations will be open for long-periods of time | During the Construction Phase | cEO | Weekly | Excavations are fenced where required and photographic proof can be provided |
| <ul style="list-style-type: none"> Adequate protective measures must be implemented to prevent unauthorised access to and climbing of partly constructed towers and protective scaffolding. | Contractor | All staff must be easily identifiable, and the climbing of towers and | During the construction phase | ECO | Monthly, and as and when required | No incidents of unauthorised climbing is reported |

| Impact Management Actions | Implementation | | | Monitoring | | |
|---|--------------------|--|-------------------------------|--------------------|-----------------------------------|---|
| | Responsible person | Method of implementation | Timeframe for implementation | Responsible person | Frequency | Evidence of compliance |
| | | scaffolding must only be undertaken by authorised personnel as managed by the Contractor | | | | |
| – Ensure structures vulnerable to high winds are secured. | Contractor | Ensure that sufficient stabilisation measures are implemented to secure structures vulnerable to high winds | During the construction phase | cEO | Weekly, and as and when required | No incidents of unstable structures due to high winds is reported |
| – Maintain an incidents and complaints register in which all incidents or complaints involving the public are logged. | cEO | Compile and regularly update as incidents and complaints are submitted from the public and indicate the actions taken to resolve the complaint | During the construction phase | ECO | Monthly, and as and when required | The incidents and complaints register is complete and provides all the required details |

5.14 Sanitation

Impact management outcome: Clean and well-maintained toilet facilities are available to all staff in an effort to minimise the risk of disease and impact to the environment.

| Impact Management Actions | Implementation | | | Monitoring | | |
|---|---|--|--------------------------------|--------------------|-----------------------------------|--|
| | Responsible person | Method of implementation | Timeframe for implementation | Responsible person | Frequency | Evidence of compliance |
| – Mobile chemical toilets are installed onsite if no other ablution facilities are available. | Contractor | Mobile chemical toilets must be placed appropriately and in areas that avoid environmental sensitivities | During the Construction Phase | cEO | Weekly | Mobile toilets are installed and avoid environmental sensitivities |
| – The use of ablution facilities and or mobile toilets must be used at all times and no indiscriminate use of the veld for the purposes of ablutions must be permitted under any circumstances. | Contractor in consultation with the cEO | All site staff must be informed of this requirement during the Environmental Awareness Training and the consequences of not adhering to the requirement. | Pe-construction & Construction | ECO | Monthly, and as and when required | No evidence of non-compliance identified |
| – Where mobile chemical toilets are required, the following must be ensured: a) Toilets are located no closer than 100 m to any watercourse or water body; b) Toilets are secured to the ground to prevent them from toppling due to wind or any other cause; | Contractor in consultation with the cEO | The installation of the toilets by the Contractor must be as per the listed requirements | During the Construction Phase | cEO | Weekly | No evidence of non-compliance identified |

| Impact Management Actions | Implementation | | | Monitoring | | |
|---|--------------------|---|-------------------------------|--------------------|-----------------------------------|---|
| | Responsible person | Method of implementation | Timeframe for implementation | Responsible person | Frequency | Evidence of compliance |
| <ul style="list-style-type: none"> c) No spillage occurs when the toilets are cleaned or emptied and the contents are managed in accordance with the EMPr; d) Toilets have an external closing mechanism and are closed and secured from the outside when not in use to prevent toilet paper from being blown out; e) Toilets are emptied before long weekends and workers holidays, and must be locked after working hours; and f) Toilets are serviced regularly and the ECO must inspect toilets to ensure compliance to health standards. | | | | | | |
| <ul style="list-style-type: none"> - A copy of the waste disposal certificates must be maintained. | Contractor | Certificates obtained from the licensed waste disposal facility with the emptying of the toilets must be kept on file | During the Construction Phase | ECO | Monthly, and as and when required | Certificates for waste disposal from the licensed waste disposal facility available on site |

5.15 Prevention of disease

Impact Management outcome: All necessary precautions linked to the spread of disease are taken.

| Impact Management Actions | Implementation | | | Monitoring | | |
|--|---|--|---------------------------------|--------------------|---|---|
| | Responsible person | Method of implementation | Timeframe for implementation | Responsible person | Frequency | Evidence of compliance |
| – Undertake environmentally friendly pest control in the camp area. | Contractor | Only environmentally friendly pest control must be used, when required | During the Construction Phase | ECO | As and when pest control is required for the project | Contractor to provide proof of pest control used being environmentally friendly |
| – Ensure that the workforce is sensitised to the effects of sexually transmitted diseases, especially HIV/ AIDS. | cEO / Contractor in consultation with the ECO | The effects of sexually transmitted diseases and HIV/ AIDS must be covered in the Environmental Awareness Training | Pre-construction & Construction | ECO | Once, prior to the commencement of construction and monthly during construction | Environmental awareness training material requirements checklist |
| – The Contractor must ensure that information posters on HIV/ AIDS are displayed in the Contractor Camp area. | Contractor | Develop and place information posters on HIV/ AIDS | During the Construction Phase | cEO | Weekly | Photographic evidence of poster placement |
| – Information and education relating to sexually transmitted diseases to be made available to both construction workers and local community, where applicable. | cEO / Contractor in consultation with the ECO | Information and education of sexually transmitted diseases must | Pre-construction & Construction | ECO | Monthly | Environmental awareness training material requirements checklist |

| Impact Management Actions | Implementation | | | Monitoring | | |
|---|---|--|-------------------------------|--------------------|-------------------------------------|---|
| | Responsible person | Method of implementation | Timeframe for implementation | Responsible person | Frequency | Evidence of compliance |
| | | be covered in the Environmental Awareness Training. | | | | |
| - Free condoms must be made available to all staff on site at central points. | Contractor | Placement of free condoms in mobile toilets and at the construction camps | During the Construction Phase | ECO | Monthly | Proof of placement of free condoms by the contractor to be provided |
| - Medical support must be made available. | dEO / cEO in consultation with the Contractor | Ensure that designated personnel with first aid training are available on site and that first aid kits to provide medical support is readily available | Construction and Operations | ECO | Monthly | Check the availability of first aid trained personnel and medical kits (including if these are complete in terms of supplies) |
| - Provide access to Voluntary HIV Testing and Counselling Services. | Contractor | Compile a HIV testing schedule and provide counselling services where required | During the Construction Phase | ECO | Quarterly, and as and when required | Voluntary testing schedules and proof of counselling (where undertaken) |

5.16 Emergency procedures

Impact management outcome: Emergency procedures are in place to enable a rapid and effective response to all types of environmental emergencies.

| Impact Management Actions | Implementation | | | Monitoring | | |
|--|--|--|------------------------------|--------------------|---|--|
| | Responsible person | Method of implementation | Timeframe for implementation | Responsible person | Frequency | Evidence of compliance |
| – Compile an Emergency Response Action Plan (ERAP) prior to the commencement of the proposed project. | Contractor | Develop an Emergency Preparedness, Response and Fire Management Plan specific to the project | Pre-construction | ECO | Once, prior to the commencement of construction | Emergency Preparedness, Response and Fire Management Plan compiled |
| – The Emergency Plan must deal with accidents, potential spillages, and fires in line with relevant legislation. | Contractor | Develop an Emergency Preparedness, Response and Fire Management Plan specific to the project which covers accidents, potential spillages and fires | Pre-construction | ECO | Once, prior to the commencement of construction | Emergency Preparedness, Response and Fire Management Plan includes required specifications |
| – All staff must be made aware of emergency procedures as part of environmental awareness training. | cEO / dEO in consultation with the ECO | Develop environmental awareness training material which covers | Pre-construction | ECO | Prior to the commencement of the environmental | Environmental awareness training material requirements checklist |

| Impact Management Actions | Implementation | | | Monitoring | | |
|--|---|---|------------------------------|--------------------|------------------------------------|---|
| | Responsible person | Method of implementation | Timeframe for implementation | Responsible person | Frequency | Evidence of compliance |
| | | the relevant emergency procedures | | | awareness training | |
| – The relevant local authority must be made aware of a fire as soon as it starts. | Contractor in consultation with the ECO | Develop and include a procedure in the Emergency Preparedness, Response and Fire Management Plan for the event of a fire and the procedure to be followed for informing the local authority | Construction | ECO | As and when a fire occurs | The local authority was informed as per the relevant procedure set out in the Emergency Preparedness, Response and Fire Management Plan |
| – In the event of emergency, necessary mitigation measures to contain the spill or leak must be implemented (see Hazardous Substances section 5.17). | Contractor | Implement the required mitigation measures in the event of a spill or leak as per the requirements of Section 5.17. | Construction and Operations | ECO | As and when a spill or leak occurs | The mitigation measures included under Section 5.17 have been adhered to |

5.17 Hazardous substances

Impact management outcome: Safe storage, handling, use and disposal of hazardous substances.

| Impact Management Actions | Implementation | | | Monitoring | | |
|--|---|---|---------------------------------|--------------------|---|--|
| | Responsible person | Method of implementation | Timeframe for implementation | Responsible person | Frequency | Evidence of compliance |
| – The use and storage of hazardous substances to be minimised and non-hazardous and non-toxic alternatives substituted where possible. | cEO in consultation with the Contractor | Develop a strategy of how hazardous substances can be and should be minimised | Pre-construction & Construction | ECO | Once, prior to the commencement of construction and monthly during the construction phase | Contractor to provide evidence of substances used for proof of compliance |
| – All hazardous substances must be stored in suitable containers as defined in the Method Statement. | Contractor | Develop a Method Statement for the storage of hazardous substances in suitable containers | Pre-construction & Construction | ECO | Once, prior to the commencement of construction and monthly during the construction phase | Photographic proof that hazardous substances are stored in suitable containers as per the requirements of the relevant Method Statements |
| – Containers must be clearly marked to indicate contents, quantities, and safety requirements. | Contractor | Where hazardous waste is stored, these must be clearly marked indicating the | During the Construction Phase | ECO | Monthly | Photographic proof that containers are marked as per the requirements |

| Impact Management Actions | Implementation | | | Monitoring | | |
|--|--------------------|---|-------------------------------|--------------------|---------------------------------------|--|
| | Responsible person | Method of implementation | Timeframe for implementation | Responsible person | Frequency | Evidence of compliance |
| | | required details of the contents | | | | |
| – All storage areas must be bunded. The bunded area must be of sufficient capacity to contain a spill / leak from the stored containers. | Contractor | Ensure that storage areas are sufficiently bunded which are of sufficient capacity to contain a spill / leak from the stored containers | During the Construction Phase | ECO | Monthly during the Construction Phase | Photographic proof that storage areas are bunded and proof that the bund areas are of sufficient capacity to contain a spill / leak from the stored containers |
| – Bunded areas to be suitably lined with a SABS approved liner. | Contractor | Ensure that bunded storage areas are suitably lined | During the Construction Phase | ECO | Once, during the Construction Phase | Photographic proof that bunded storage areas are suitably lined |
| – An Alphabetical Hazardous Chemical Substance (HCS) control sheet must be drawn up and kept up to date on a continuous basis. | cEO / Contractor | Compile and update an Alphabetical Hazardous Chemical Substance (HCS) control sheet specific to the project | During the Construction Phase | ECO | Monthly, and as and when required | Complete and up to date control sheet provided by the Contractor |

| Impact Management Actions | Implementation | | | Monitoring | | |
|--|--------------------|--|---------------------------------|--------------------|---|--|
| | Responsible person | Method of implementation | Timeframe for implementation | Responsible person | Frequency | Evidence of compliance |
| – All hazardous chemicals that will be used on site must have Material Safety Data Sheets (MSDS). | cEO / Contractor | Keep a record of all hazardous chemicals and the respective MSDS | During the Construction Phase | ECO | Monthly, and as and when required | Record of hazardous chemicals and the respective MSDS |
| – All employees working with HCS must be trained in the safe use of the substance and according to the safety data sheet. | cEO / Contractor | Provide training for personnel working with HCS | Pre-construction | ECO | Once, prior to the commencement of construction and as and when required | Record of training provided to personnel working with HCS |
| – Employees handling hazardous substances / materials must be aware of the potential impacts and follow appropriate safety measures. Appropriate personal protective equipment must be made available. | cEO / Contractor | Develop environmental awareness training material which covers the relevant impacts and safety measures. Provide appropriate training and personal protective equipment for the relevant personnel handling hazardous | Pre-construction & Construction | ECO | Prior to the commencement of the environmental awareness training and monthly during the construction phase for personal protective equipment | Environmental awareness training material requirements checklist and all relevant personnel have undergone appropriate training and have access to personal protective equipment |

| Impact Management Actions | Implementation | | | Monitoring | | |
|--|--------------------|--|-------------------------------|--------------------|-----------------------------------|---|
| | Responsible person | Method of implementation | Timeframe for implementation | Responsible person | Frequency | Evidence of compliance |
| | | substances and materials | | | | |
| – The Contractor must ensure that diesel and other liquid fuel, oil and hydraulic fluid is stored in appropriate storage tanks or in bowzers. | Contractor | Appropriate storage facilities must be constructed or obtained for the storing of diesel, other liquid fuel, oil and hydraulic fluid | During the Construction Phase | ECO | Monthly, and as and when required | Storage tanks for the project are appropriate and no incidents are reported in this regard |
| – The tanks/ bowzers must be situated on a smooth impermeable surface (concrete) with a permanent bund. The impermeable lining must extend to the crest of the bund and the volume inside the bund must be 130% of the total capacity of all the storage tanks/ bowzers (110% statutory requirement plus an allowance for rainfall). | Contractor | Appropriate storage facilities must be constructed or obtained for tanks as per the requirements listed | During the Construction Phase | ECO | Monthly, and as and when required | Storage areas for the tanks/ bowzers for the project are appropriate and no incidents are reported in this regard |
| – The floor of the bund must be sloped, draining to an oil separator. | Contractor | Appropriate storage facilities must be constructed as per the requirements listed | During the Construction Phase | ECO | Once, during construction | Bunded storage areas are constructed according to the requirements |

| Impact Management Actions | Implementation | | | Monitoring | | |
|--|--------------------|--|-------------------------------|--------------------|-------------------|---|
| | Responsible person | Method of implementation | Timeframe for implementation | Responsible person | Frequency | Evidence of compliance |
| – Provision must be made for refuelling at the storage area by protecting the soil with an impermeable groundcover. Where dispensing equipment is used, a drip tray must be used to ensure small spills are contained. | Contractor | Appropriately constructed refuelling facility must be developed as per the requirements. Drip trays must be provided for use | During the Construction Phase | ECO cEO | Monthly Weekly | Soils at the refuelling facility are protected as required and drip trays are provided and used |
| – All empty externally dirty drums must be stored on a drip tray or within a bunded area. | Contractor | Ensure that empty dirty drums are stored appropriately as per the requirements | During the Construction Phase | ECO cEO | Monthly Weekly | Drip trays or bunded areas are used for the storage of dirty drums |
| – No unauthorised access into the hazardous substances storage areas must be permitted. | Contractor | Ensure through the implementation of procedures that no unauthorised access is undertaken into the storage areas | During the Construction Phase | ECO | Monthly | Proof of the implementation of the relevant procedure must be provided by the contractor |
| – No smoking must be allowed within the vicinity of the hazardous storage areas. | Contractor | Inform all employees of the requirement and develop | During the Construction Phase | ECO cEO | Monthly Weekly | Photographic record of the signage placed |

| Impact Management Actions | Implementation | | | Monitoring | | |
|--|--------------------|--|-------------------------------|--------------------|---|--|
| | Responsible person | Method of implementation | Timeframe for implementation | Responsible person | Frequency | Evidence of compliance |
| | | and place relevant signage in the relevant areas | | | | must be provided |
| – Adequate fire-fighting equipment must be made available at all hazardous storage areas. | Contractor | Hazardous storage areas must be fitted with adequate fire-fighting equipment | During the Construction Phase | ECO | Monthly | Adequate fire-fighting equipment is available and has been serviced |
| – Where refuelling away from the dedicated refuelling station is required, a mobile refuelling unit must be used. Appropriate ground protection such as drip trays must be used. | Contractor | Provide a mobile refuelling unit as well as suitable ground protection, where required | During the Construction Phase | ECO | Monthly, and as and when required | A mobile refuelling unit and suitable ground protection is available for use |
| – An appropriately sized spill kit kept onsite relevant to the scale of the activity/s involving the use of hazardous substance must be available at all times. | Contractor | Provide an appropriate spill kit for the project for the use of hazardous substances | During the Construction Phase | ECO | Monthly, and as and when required | Appropriate spill kits are available for use |
| – The responsible operator must have the required training to make use of the spill kit in emergency situations. | cEO and Contractor | Provide training on the use of spill kits to the relevant employees | Pre-construction | ECO | Once, prior to the commencement of construction | Proof of training to be provided by the contractor |

| Impact Management Actions | Implementation | | | Monitoring | | |
|--|--------------------|---|-------------------------------|--------------------|-----------------------------------|--|
| | Responsible person | Method of implementation | Timeframe for implementation | Responsible person | Frequency | Evidence of compliance |
| <ul style="list-style-type: none"> - An appropriate number of spill kits must be available and must be located in all areas where activities are being undertaken. | cEO and Contractor | Provide an appropriate number of spill kits in relevant areas | During the Construction Phase | ECO | Monthly | Proof of appropriate number of spill kits in appropriate areas to be provided by the contractor |
| <ul style="list-style-type: none"> - In the event of a spill, contaminated soil must be collected in containers and stored in a central location and disposed of according to the National Environmental Management: Waste Act 59 of 2008. Refer to Section 5.7 for procedures concerning storm and wastewater management and 5.8 for solid and hazardous waste management. | cEO and Contractor | Storage and disposal of contaminated soil must be in accordance with the National Environmental Management: Waste Act and sections 5.7 and 5.8 of this EMPr | During the Construction Phase | ECO | Monthly, and as and when required | <p>Proof of storage and disposal in terms of the National Environmental Management: Waste Act must be provided.</p> <p>Certificates of disposal at licensed waste disposal facilities must be provided</p> |

5.18 Workshop, equipment maintenance and storage

Impact management outcome: Soil, surface water and groundwater contamination are minimised.

| Impact Management Actions | Implementation | | | Monitoring | | |
|--|--------------------|---|-------------------------------|--------------------|-----------|--|
| | Responsible person | Method of implementation | Timeframe for implementation | Responsible person | Frequency | Evidence of compliance |
| – Where possible and practical all maintenance of vehicles and equipment must take place in the workshop area. | Contractor | Demarcate specific areas for the maintenance of vehicles and equipment | During the Construction Phase | ECO | Monthly | A dedicated area for the maintenance of vehicles and machinery is used. |
| – During servicing of vehicles or equipment, especially where emergency repairs are effected outside the workshop area, a suitable drip tray must be used to prevent spills onto the soil. | Contractor | Ensure that a drip tray is available for an emergency repair required | During the Construction Phase | ECO | Monthly | Contractor to provide evidence of drip tray use for emergency repairs |
| – Leaking equipment must be repaired immediately or be removed from site to facilitate repair. | Contractor | Ensure that where leaking equipment is identified it is repaired immediately or removed from site for repairs | During the Construction Phase | ECO | Monthly | Contractor to provide details of equipment repaired or removed from site |
| – Workshop areas must be monitored for oil and fuel spills. | cEO | Undertake regular inspections of the workshop areas for oil and fuel spills and | During the Construction Phase | ECO | Monthly | Register of inspection |

| Impact Management Actions | Implementation | | | Monitoring | | |
|--|--------------------|--|-------------------------------|--------------------|--|---|
| | Responsible person | Method of implementation | Timeframe for implementation | Responsible person | Frequency | Evidence of compliance |
| | | keep an updated register of inspection on site | | | | |
| – Appropriately sized spill kit kept onsite relevant to the scale of the activity taking place must be available. | Contractor | Provide an appropriate spill kit for the project | During the Construction Phase | ECO | Monthly, and as and when required | Appropriate spill kits are available for use |
| – The workshop area must have a bunded concrete slab that is sloped to facilitate runoff into a collection sump or suitable oil / water separator where maintenance work on vehicles and equipment can be performed. | Contractor | Ensure that the workshop area is sufficiently bunded in accordance with the required specification | During the Construction Phase | ECO | Once, during the Construction Phase and as and when required | Workshop area is bunded in accordance with the required specification |
| – Water drainage from the workshop must be contained and managed in accordance with Section 5.7: storm and wastewater management. | Contractor | Ensure that water drainage from workshop area is managed as per the requirements of section 5.7 | During the Construction Phase | ECO | Monthly | Workshop drainage is managed in accordance with the requirements |

5.19 Batching plants

Impact management outcome: Minimise spillages and contamination of soil, surface water and groundwater.

| Impact Management Actions | Implementation | | | Monitoring | | |
|--|--------------------|--|-------------------------------|--------------------|-----------|--|
| | Responsible person | Method of implementation | Timeframe for implementation | Responsible person | Frequency | Evidence of compliance |
| - Concrete mixing must be carried out on an impermeable surface. | Contractor | Provide impermeable surface for the mixing of concrete | During the Construction Phase | cEO | Weekly | No concrete mixing is undertaken on open ground |
| - Batching plants areas must be fitted with a containment facility for the collection of cement laden water. | Contractor | Implement measures for the control and management of cement laden water | During the construction phase | cEO | Weekly | No mismanagement of laden water due to the temporary concrete batching plant |
| - Dirty water from the batching plant must be contained to prevent soil and groundwater contamination. | Contractor | Implement measures for the control and management of dirty water to prevent soil and groundwater contamination | During the construction phase | cEO | Weekly | No mismanagement of dirty water due to the temporary concrete batching plant and no/minimal soil and groundwater contamination |
| - Bagged cement must be stored in an appropriate facility and at least 10 m away from any water courses, gullies and drains. | Contractor | Demarcate and provide a storage area for | During the Construction Phase | cEO | Weekly | Photographic proof of bagged |

| Impact Management Actions | Implementation | | | Monitoring | | |
|---|--------------------|---|-------------------------------|--------------------|-----------|---|
| | Responsible person | Method of implementation | Timeframe for implementation | Responsible person | Frequency | Evidence of compliance |
| | | bagged cement in-line with the listed requirements | | | | cement stored within the demarcated area |
| – A washout facility must be provided for washing of concrete associated equipment. Water used for washing must be restricted. | Contractor | Provide a washout facility for the washing of associated equipment. Enforce limitations on water use for washing of equipment | During the Construction Phase | cEO | Weekly | No cement laden water is released into the environment. Only minimal water is used for washing |
| – Hardened concrete from the washout facility or concrete mixer can either be reused or disposed of at an appropriate licensed disposal facility. | Contractor | Make use of hardened concrete where possible or dispose of concrete in a suitable manner | During the Construction Phase | ECO | Monthly | Certificates of disposal of concrete at licensed waste disposal facility |
| – Empty cement bags must be secured with adequate binding material if these will be temporarily stored on site. | Contractor | Bind empty cement bags and temporarily store it in an appropriate area on site | During the Construction Phase | ECO | Monthly | Proof of binding of empty cement bags and storage in an appropriate area on site to be provided by the Contractor |

| Impact Management Actions | Implementation | | | Monitoring | | |
|--|--------------------|---|---|--------------------|---|--|
| | Responsible person | Method of implementation | Timeframe for implementation | Responsible person | Frequency | Evidence of compliance |
| – Sand and aggregates containing cement must be kept damp to prevent the generation of dust (Refer to Section 5.20: Dust emissions). | Contractor | Ensure that sand and aggregates are kept damp or otherwise protected from dust generation | During the Construction Phase | ECO | Monthly | Proof of dampening (or alternative dust suppression) of sand and aggregates must be provided by the Contractor |
| – Any excess sand, stone and cement must be removed or reused from site on completion of construction period and disposed at a registered disposal facility. | Contractor | Ensure that all excess sand, stone and cement is removed or reused | At the completion of the Construction Phase | ECO | Once, with the completion of construction | Certificates for the disposal of sand, stone and cement at licensed waste disposal facilities or proof of reuse must be provided |
| – Temporary fencing must be erected around batching plants in accordance with Section 5.5: Fencing and gate installation. | Contractor | Erect Temporary fencing | During the construction phase | cEO | Weekly | Temporary fencing around batching plants |

5.20 Dust emissions

Impact management outcome: Dust prevention measures are applied to minimise the generation of dust.

| Impact Management Actions | Implementation | | | Monitoring | | |
|--|--------------------|---|--|--------------------|-------------------------------|---|
| | Responsible person | Method of implementation | Timeframe for implementation | Responsible person | Frequency | Evidence of compliance |
| – Take all reasonable measures to minimise the generation of dust as a result of project development activities to the satisfaction of the ECO. | Contractor | Apply appropriate dust suppressant | During the Construction Phase | cEO | Weekly | Contractor to provide proof of use of appropriate dust suppressants |
| – Removal of vegetation must be avoided until such time as soil stripping is required, and similarly exposed surfaces must be re-vegetated or stabilised as soon as is practically possible. | Contractor | Proper planning for vegetation removal must be undertaken as well as for the associated rehabilitation | During the Construction Phase and Rehabilitation | cEO | Weekly | Plan for implementation must be provided by the Contractor |
| – Excavation, handling and transport of erodible materials must be avoided under high wind conditions or when a visible dust plume is present. | Contractor | Ensure that specific limitations are placed on the transport and handling of erodible materials during high wind conditions or when a visible dust plume is present | During the Construction Phase | cEO | Bi-weekly (every second week) | No complaints submitted in this regard |

| Impact Management Actions | Implementation | | | Monitoring | | |
|---|---|---|--|---------------------------------------|--|---|
| | Responsible person | Method of implementation | Timeframe for implementation | Responsible person | Frequency | Evidence of compliance |
| – During high wind conditions, the ECO must evaluate the situation and make recommendations as to whether dust-damping measures are adequate, or whether working will cease altogether until the wind speed drops to an acceptable level. | ECO | ECO to provide adequate recommendations | During the Construction Phase | Not Applicable | | |
| – Where possible, soil stockpiles must be located in sheltered areas where they are not exposed to the erosive effects of the wind. | Contractor | Place soil stockpiles in areas less affected by wind | During the Construction Phase | cEO and ECO | Bi-weekly (every second week) Monthly | Soil stockpiles are not exposed to wind and have not been eroded |
| – Where erosion of stockpiles becomes a problem, erosion control measures must be implemented at the discretion of the ECO. | Contractor in consultation with the ECO | Contractor to implement erosion control measures as recommended and agreed with the ECO | During the Construction Phase | cEO | Weekly, until erosion is no longer a problem | Recommendations made by the ECO have been implemented by the Contractor |
| – Vehicle speeds must not exceed 40 km/h along dust roads or 20 km/h when traversing unconsolidated and non-vegetated areas. | cEO / dEO / contractor | Inform all drivers of speed limits and place appropriate signage along the relevant roads | During the Construction Phase Operation Phase | ECO Operation and Maintenance team | Monthly | No complaints from community members are submitted |
| – Straw stabilisation must be applied at a rate of one bale/10 m ² and harrowed into the top 100 mm of top material, for all completed earthworks. | Contractor | Ensure that straw stabilisation is undertaken as per the listed requirements | During the Construction Phase | ECO | Monthly | Photographic record of all straw stabilisation undertaken |

| Impact Management Actions | Implementation | | | Monitoring | | |
|---|--------------------|---|-------------------------------|--------------------|-----------|---|
| | Responsible person | Method of implementation | Timeframe for implementation | Responsible person | Frequency | Evidence of compliance |
| – For significant areas of excavation or exposed ground, dust suppression measures must be used to minimise the spread of dust. | Contractor | Appropriate dust suppressant measures are implemented | During the Construction Phase | cEO | Weekly | Photographic record of measures being implemented and the results thereof |

5.21 Blasting

Impact management outcome: Impact to the environment is minimised through a safe blasting practice.

| Impact Management Actions | Implementation | | | Monitoring | | |
|--|--|--------------------------|------------------------------|--------------------|-----------|------------------------|
| | Responsible person | Method of implementation | Timeframe for implementation | Responsible person | Frequency | Evidence of compliance |
| – Any blasting activity must be conducted by a suitably licensed blasting contractor. | Not Applicable – no blasting proposed. | | | | | |
| – Notification of surrounding landowners, emergency services site personnel of blasting activity 24 hours prior to such activity taking place on Site. | Not Applicable – no blasting proposed. | | | | | |

5.22 Noise

Impact Management outcome: Unnecessary noise is prevented by ensuring that noise from construction activities is mitigated.

| Impact Management Actions | Implementation | | | Monitoring | | |
|--|---|---|-----------------------------------|--------------------|---|---|
| | Responsible person | Method of implementation | Timeframe for implementation | Responsible person | Frequency | Evidence of compliance |
| – The Contractor must keep noise level within acceptable limits. Restrict the use of sound amplification equipment for communication and emergency only. | Contractor | Ensure that noise limits do not exceed acceptable limits and avoid the use of amplification communication | During the Construction Phase | ECO | Monthly, and as and when required | No complaints registered in this regard. No amplification equipment is used. |
| – All vehicles and machinery must be fitted with appropriate silencing technology and must be properly maintained. | Contractor | Provide and implement silencing technology | During the Construction Phase | ECO | Monthly, and as and when required | No complaints registered in this regard. Silencing technology is utilised. |
| – Any complaints received by the Contractor regarding noise must be recorded and communicated. Where possible or applicable, provide transport to and from the site on a daily basis for construction workers. | cEO | Update complaints register. Provide daily transport to and from site for employees | During the Construction Phase | ECO | Monthly, and as and when required | Complaints register provided by the cEO and proof of transportation services provided |
| – Develop a Code of Conduct for the construction phase in terms of behaviour of construction staff. Operating hours as determined by the environmental authorisation are adhered to during the development phase. Where not defined, it must be ensured that development activities must still meet the impact management outcome related to noise management. | cEO and Contractor in consultation with the ECO | Compile a Code of Conduct for staff. Appropriate operating hours must be identified for the project. | Pre-construction and Construction | ECO | Once, prior to the commencement of construction | No complaints registered in this regard. |

5.23 Fire prevention

Impact management outcome: Prevention of uncontrollable fires.

| Impact Management Actions | Implementation | | | Monitoring | | |
|--|---|---|---------------------------------|--------------------|---|---|
| | Responsible person | Method of implementation | Timeframe for implementation | Responsible person | Frequency | Evidence of compliance |
| – Designate smoking areas where the fire hazard could be regarded as insignificant. | cEO | Identify and demarcate through signage designated smoking areas | Pre-construction & Construction | ECO | Monthly | Photographic record of designated smoking area |
| – Firefighting equipment must be available on all vehicles located on site. | cEO / dEO in consultation with the Contractor | Provide all vehicles with firefighting equipment | Construction | ECO | Monthly | All vehicles are fitted with firefighting equipment and the details thereof are provided by the cEO |
| – The local Fire Protection Agency (FPA) must be informed of construction activities. | cEO in consultation with the ECO | Undertake formal consultation to inform the local FPA of the associated construction activities | Pre-construction | ECO | Once, during the commencement of the Construction Phase | Proof of consultation with the FPA |
| – Contact numbers for the FPA and emergency services must be communicated in environmental awareness training and displayed at a central location on site. | dEO / cEO / Contractor in | Develop environmental awareness | Pre-construction & Construction | ECO | Prior to the commencement of the | Environmental awareness training material |

| Impact Management Actions | Implementation | | | Monitoring | | |
|--|---------------------------|---|------------------------------|--------------------|---|--|
| | Responsible person | Method of implementation | Timeframe for implementation | Responsible person | Frequency | Evidence of compliance |
| | consultation with the ECO | <p>training material which covers the contact numbers for the FPA and emergency services.</p> <p>Place the contact numbers for the FPA and emergency services at a visible and central location</p> | | | environmental awareness training and once during the construction phase | requirements checklist and photographic record of contact numbers on display |
| - Two-way swop of contact details between ECO and FPA. | ECO | Consultation between the ECO and FPA to exchange contact details | Pre-construction | Not Applicable | | |

5.24 Stockpiling and stockpile areas

Impact management outcome: Erosion and sedimentation as a result of stockpiling are reduced.

| Impact Management Actions | Implementation | | | Monitoring | | |
|--|--------------------|---|---------------------------------|--------------------|---|---|
| | Responsible person | Method of implementation | Timeframe for implementation | Responsible person | Frequency | Evidence of compliance |
| – All material that is excavated during the project development phase (either during piling (if required) or earthworks) must be stored appropriately on site in order to minimise impacts to watercourses, wetlands and water bodies. | Contractor | Identify and demarcate an appropriate location for the storage of excavated materials | Pre-construction & Construction | ECO | Monthly | Excavated material is not stored within sensitive environmental areas |
| – All stockpiled material must be maintained and kept clear of weeds and alien vegetation growth by undertaking regular weeding and control methods. | Contractor | Implement appropriate and sufficient maintenance on stockpiled material regularly | During the Construction Phase | cEO ECO | Bi-weekly (every second month) Monthly | Stockpiled material is maintained sufficiently and is clear of weeds and alien vegetation |
| – Topsoil stockpiles must not exceed 2 m in height. | Contractor | Enforce limitations for the height of topsoil stockpiles | During the Construction Phase | cEO ECO | Bi-weekly (every second month) Monthly | Topsoil stockpiles do not exceed 2m in height |
| – During periods of strong winds and heavy rain, the stockpiles must be covered with appropriate material (e.g., cloth, tarpaulin etc.). | Contractor | Appropriate material must be provided in order to cover stockpiles when required | During the Construction Phase | ECO | Monthly | Contractor to provide proof of availability of appropriate material to cover stockpiles when required |
| – Where possible, sandbags (or similar) must be placed at the bases of the stockpiled material in order to prevent erosion of the material. | Contractor | Sandbags must be provided in order to prevent erosion of | During the Construction Phase | ECO | Monthly | Contractor to provide proof of availability of sandbags to prevent erosion |

| Impact Management Actions | Implementation | | | Monitoring | | |
|---------------------------|--------------------|--------------------------|------------------------------|--------------------|-----------|-------------------------|
| | Responsible person | Method of implementation | Timeframe for implementation | Responsible person | Frequency | Evidence of compliance |
| | | stockpiled materials | | | | of stockpiled materials |

5.25 Finalising tower positions

Impact management outcome: No environmental degradation occurs as a result of the survey and pegging operations.

| Impact Management Actions | Implementation | | | Monitoring | | |
|--|-------------------------|---|------------------------------|--------------------|--|--|
| | Responsible person | Method of implementation | Timeframe for implementation | Responsible person | Frequency | Evidence of compliance |
| – No vegetation clearing must occur during survey and pegging operations. | Contractor | Implement restrictions in terms of vegetation clearing during the survey and pegging operations | Pre-construction | cEO | Weekly | Contractor to provide photographic proof that no vegetation has been cleared |
| – No new access roads must be developed to facilitate access for survey and pegging purposes. | Contractor | Restrict the development of new access roads for survey and pegging purposes | Pre-construction | cEO | Weekly | Contractor to provide photographic proof that no new roads have been developed |
| – Project manager, botanical specialist and contractor to agree on final tower positions based on survey within assessed and approved areas. | DPM, Suitably Qualified | Undertake consultation between the | Pre-construction | ECO | Once the final tower positions have been | Provision of final tower positions to the ECO |

| Impact Management Actions | Implementation | | | Monitoring | | |
|--|---------------------------------------|---|------------------------------|--------------------|---------------------------|---|
| | Responsible person | Method of implementation | Timeframe for implementation | Responsible person | Frequency | Evidence of compliance |
| | Specialist and Contractor | relevant responsible people and finalise the tower positions for the power line | | | finalised and agreed upon | |
| – The surveyor is to demarcate (peg) access roads/tracks in consultation with ECO. No deviations will be allowed without the prior written consent from the ECO. | Surveyor in consultation with the ECO | Undertake consultation between the surveyor and the ECO | Pre-construction | cEO | Weekly | Consultation with the ECO regarding the distribution of pegs. |

5.26 Excavation and Installation of foundations

Impact management outcome: No environmental degradation occurs as a result of excavation or installation of foundations.

| Impact Management Actions | Implementation | | | Monitoring | | |
|---|--------------------|---|---------------------------------|--------------------|-----------|--|
| | Responsible person | Method of implementation | Timeframe for implementation | Responsible person | Frequency | Evidence of compliance |
| – All excess spoil generated during foundation excavation must be disposed of in an appropriate manner and at a recognised disposal site, if not used for backfilling purposes. | Contractor | Use a licensed waste disposal facility for the disposal of excess spoil | During the Construction Phase | ECO | Monthly | Certificates obtained for the disposal of excess spoil at a licensed waste disposal facility |
| – Spoil can however be used for landscaping purposes and must be covered with a layer of 150 mm topsoil for rehabilitation purposes. | Contractor | Spoil used for landscaping must be applied | Construction and Rehabilitation | ECO | Monthly | Photographic record of spoil used for |

| Impact Management Actions | Implementation | | | Monitoring | | |
|---|--------------------|--|-------------------------------|--------------------|-----------|--|
| | Responsible person | Method of implementation | Timeframe for implementation | Responsible person | Frequency | Evidence of compliance |
| | | as per the listed requirements | | | | landscaping purposes as well as feedback from the contractor |
| – Management of equipment for excavation purposes must be undertaken in accordance with Section 5.18: Workshop equipment maintenance and storage. | Contractor | Undertake the management of equipment for excavation as per the requirements of section 5.18 | During the Construction Phase | ECO | Monthly | Management of equipment is undertaken in line with the requirements of section 5.18 |
| – Hazardous substances spills from equipment must be managed in accordance with Section 5.17: Hazardous substances. | Contractor | Undertake the management of hazardous substances spills from equipment as per the requirements of section 5.17 | During the Construction Phase | ECO | Monthly | Management of hazardous substances spills from equipment is undertaken in line with the requirements of section 5.17 |
| – Batching of cement to be undertaken in accordance with Section 5.19: Batching plants. | Contractor | Ensure correct batching of cement | During the construction phase | cEO | Weekly | Measures in place to ensure the batching of cement is done in accordance with Section 5.19: Batching plants |

| Impact Management Actions | Implementation | | | Monitoring | | |
|---|--------------------|--|-------------------------------|--------------------|-----------|---|
| | Responsible person | Method of implementation | Timeframe for implementation | Responsible person | Frequency | Evidence of compliance |
| – Residual cement must be disposed of in accordance with Section 5.8: Solid and hazardous waste management. | Contractor | Undertake the disposal of residual cement as per the requirements of section 5.8 | During the Construction Phase | ECO | Monthly | The disposal of residual cement is undertaken in line with section 5.8. |

5.27 Assembly and erecting towers

Impact management outcome: No environmental degradation occurs as a result of assembly and erecting of towers.

| Impact Management Actions | Implementation | | | Monitoring | | |
|---|---|--|---------------------------------|--------------------|-----------|--|
| | Responsible person | Method of implementation | Timeframe for implementation | Responsible person | Frequency | Evidence of compliance |
| – Prior to erection, assembled towers and tower sections must be stored on elevated surfaces (suggest wooden blocks) to minimise damage to the underlying vegetation. | Contractor | Provide the necessary materials for the elevated surface, where towers are to be placed on indigenous vegetation | During the Construction Phase | cEO | Weekly | Implementation of elevated surface and photographic record thereof |
| – In sensitive areas, tower assembly must take place off-site or away from sensitive positions. | Contractor in consultation with the cEO and the ECO | Identify sensitive areas to be avoided by tower assembly and ensure that | Pre-construction & Construction | cEO | Weekly | Tower assembly is undertaken outside of sensitive areas |

| Impact Management Actions | Implementation | | | Monitoring | | |
|--|---|---|---------------------------------|--------------------|-----------|---|
| | Responsible person | Method of implementation | Timeframe for implementation | Responsible person | Frequency | Evidence of compliance |
| | | the areas are not infringed upon | | | | |
| – The crane used for tower assembly must be operated in a manner which minimises impact to the environment. | Contractor in consultation with the cEO and the ECO | Ensure that no impact to the environment is imposed during the operation of the crane | Pre-construction & Construction | cEO | Weekly | No environmental damages incurred as a result of the crane. |
| – The number of crane trips to each site must be minimised. | Contractor in consultation with the cEO and the ECO | Ensure that the utilisation of the crane is maximised when on site. | Pre-construction & Construction | cEO | Weekly | Few crane trips to each site observed. |
| – Wheeled cranes must be utilised in preference to tracked cranes. However, Rocky terrain may require tracked cranes in the project site. | Contractor | Ensure wheeled cranes are utilised, where practical. | Pre-construction & Construction | cEO | Weekly | Wheeled cranes observed on site. |
| – Consideration must be given to erecting towers by helicopter or by hand where it is warranted to limit the extent of environmental impact. | Contractor | Contractor to undertake erecting of towers in an environmentally acceptable manner | During the Construction Phase | ECO | Monthly | No unacceptable environmental impacts occur with the erecting of the towers |
| – Access to tower positions to be undertaken in accordance with access requirements specified in Section 5.4: Access Roads. | Contractor | Undertake access to tower positions as per the | During the Construction Phase | ECO | Monthly | Access to tower positions are undertaken as per the |

| Impact Management Actions | Implementation | | | Monitoring | | |
|--|---|--|---------------------------------|--------------------|-----------------------------------|--|
| | Responsible person | Method of implementation | Timeframe for implementation | Responsible person | Frequency | Evidence of compliance |
| | | requirements of section 5.4 | | | | requirements of section 5.4 |
| - Vegetation clearance to be undertaken in accordance with general vegetation clearance requirements specified in Section 5.10: Vegetation clearing . | Contractor | Undertake vegetation clearance as per the requirements of section 5.10 | During the Construction Phase | cEO | Weekly | Vegetation clearance is undertaken as per the requirements of section 5.10 |
| - No levelling at tower sites must be permitted unless approved by the Development Project Manager or Developer Site Supervisor. | Contractor in consultation with the DPM and DSS | Written permission for levelling at tower sites, if required, must be obtained from the DPM and DSS prior to the undertaking of any levelling activities | During the Construction Phase | ECO | Monthly, and as and when required | Written permission from the DPM and DSS provided to the Contractor |
| - Topsoil must be removed separately from subsoil material and stored for later use during rehabilitation of such tower sites. | Contractor | Implement appropriate measures to ensure that topsoil is removed from subsoil material | Construction and Rehabilitation | cEO | Weekly, and as and when required | Proof of appropriate measures implemented must be provided by the Contractor |
| - Topsoil must be stored in heaps not higher than 2m to prevent destruction of the seed bank within the topsoil. | Contractor | Implement the listed requirements for | During the Construction Phase | cEO | Weekly | Topsoil is stored as per the listed requirements |

| Impact Management Actions | Implementation | | | Monitoring | | |
|--|---|---|---------------------------------|--------------------|----------------------------|---|
| | Responsible person | Method of implementation | Timeframe for implementation | Responsible person | Frequency | Evidence of compliance |
| | | the storage of topsoil | | | | |
| – Excavated slopes must be no greater than 1:3, but where this is unavoidable, appropriate measures must be undertaken to stabilise the slopes. | Contractor | Implement the listed requirements for the excavation of slopes | During the Construction Phase | cEO | Weekly | Excavation of slopes is undertaken as per the listed requirements |
| – Fly rock from blasting activity must be minimised and any pieces greater than 150 mm falling beyond the Working Area, must be collected and removed. | cEO / dEO / contractor | Ensure all pieces greater than 150 mm falling beyond the Working Area, are collected and removed and implement measures to try and minimise fly rock from blasting activity | Pre-Construction Phase | ECO/EO | During blasting activities | ECO/EO to confirm necessary measures have been undertaken to minimise fly rock from blasting activity and that no pieces greater than 150 mm are beyond the working area. |
| – Only existing disturbed areas are utilised as spoil areas. | Contractor in consultation with the ECO | Identify, demarcate and use existing disturbed areas for spoil areas | Pre-construction & Construction | cEO | Weekly | Only identified disturbed areas are used as spoil areas |
| – Drainage is provided to control groundwater exit gradient with the spill areas such that migration of fines is kept to a minimum. | Not Applicable | | | | | |

| Impact Management Actions | Implementation | | | Monitoring | | |
|--|--------------------|---|---------------------------------|--------------------|--|---|
| | Responsible person | Method of implementation | Timeframe for implementation | Responsible person | Frequency | Evidence of compliance |
| – Surface water runoff is appropriately channelled through or around spoil areas. | DPM and Contractor | Design and implement appropriate surface runoff measures for spoil areas | Pre-construction & Construction | ECO | Once, during the construction of the surface runoff measures | Implementation of surface runoff measures through and/or around spoil areas |
| – During backfilling operations, care must be taken not to dump the topsoil at the bottom of the foundation and then put spoil on top of that. | Contractor | Develop and implement backfilling procedures which ensures that topsoil is not placed at the bottom of foundations. | Pre-construction & Construction | cEO | Weekly | Backfilling operations are undertaken as per the procedures developed |
| – The surface of the spoil is appropriately rehabilitated in accordance with the requirements specified in Section 5.29: Landscaping and rehabilitation. | Contractor | Rehabilitation of the surface spoil must be undertaken in accordance with the requirements of section 5.29 | Rehabilitation | cEO | Weekly | Rehabilitation of the surface spoil is undertaken as per the requirements of section 5.29 |
| – The retained topsoil must be spread evenly over areas to be rehabilitated and suitably compacted to effect re-vegetation of such areas to prevent erosion as soon as construction activities on the site is complete. Spreading of topsoil must not be undertaken, where possible, at the beginning of the dry season. | Contractor | Ensure that topsoil is spread evenly and compacted appropriately. This must be undertaken | Rehabilitation | cEO | Weekly | Proof that topsoil has been spread evenly and compacted correctly must be provided by |

| Impact Management Actions | Implementation | | | Monitoring | | |
|---------------------------|--------------------|--|------------------------------|--------------------|-----------|---|
| | Responsible person | Method of implementation | Timeframe for implementation | Responsible person | Frequency | Evidence of compliance |
| | | outside of the start of the dry season, where possible | | | | the Contractor/cEO. Proof that the activities were undertaken outside of the start of the dry season (or motivation as to why this was not possible) must be provided by the Contractor |

5.28 Stringing

Impact management outcome: No environmental degradation occurs as a result of stringing.

| Impact Management Actions | Implementation | | | Monitoring | | |
|---|---|--|---------------------------------|--------------------|-----------|--|
| | Responsible person | Method of implementation | Timeframe for implementation | Responsible person | Frequency | Evidence of compliance |
| – Where possible, previously disturbed areas must be used for the siting of winch and tensioner stations. In all other instances, the siting of the winch and tensioner must avoid Access restricted areas and other sensitive areas. | Contractor in consultation with the ECO | Identify and demarcate areas appropriate for the siting of winch and tensioner | Pre-construction & Construction | cEO | Weekly | Winch and tensioner stations are located outside of identified sensitive areas |

| Impact Management Actions | Implementation | | | Monitoring | | |
|--|--------------------|---|---------------------------------|-------------------------------------|---|--|
| | Responsible person | Method of implementation | Timeframe for implementation | Responsible person | Frequency | Evidence of compliance |
| | | stations which does not infringe on access restricted areas or environmentally sensitive areas | | | | |
| – The winch and tensioner station must be equipped with drip trays in order to contain any fuel, hydraulic fuel or oil spills and leaks. | Contractor | Provide sufficient drip trays | During the Construction Phase | cEO | Weekly | Sufficient drip trays are available for the winch and tensioner stations and no spills occur |
| – Refuelling of the winch and tensioner stations must be undertaken in accordance with Section 5.17: Hazardous substances. | Contractor | The refuelling of winch and tensioner stations must be undertaken as per the requirements of section 5.17 | During the Construction Phase | ECO | Monthly | The refuelling of winch and tensioner stations is undertaken as per the requirements of section 5.17 |
| – In the case of the development of overhead transmission and distribution infrastructure, a one metre "trace-line" may be cut through the vegetation for stringing purposes only and no vehicle access must be cleared along "trace-lines". Vegetation clearing must be undertaken by hand, using chainsaws and handheld implements, with vegetation being cut off at | Contractor | Develop and implement procedures for implementation for vegetation clearing during stringing in line | Pre-construction & Construction | ECO and cEO weekly during stringing | Once, prior to the commencement of construction and weekly during stringing | Implementation of the procedures put in place and proof thereof from the Contractor |

| Impact Management Actions | Implementation | | | Monitoring | | |
|---|--|--|---------------------------------|--------------------|-----------------------------------|---|
| | Responsible person | Method of implementation | Timeframe for implementation | Responsible person | Frequency | Evidence of compliance |
| ground level. No tracked or wheeled mechanised equipment must be used. | | with the specification. | | | | |
| – Alternative methods of stringing which limit impact to the environment must always be considered e.g. by hand or by using a helicopter. | Contractor | Identify and implement the stringing method with the least environmental impact | During the Construction Phase | cEO | Weekly | Implementation of identified method of stringing with the least environmental impact |
| – Where the stringing operation crosses a public or private road or railway line, the necessary scaffolding/ protection measures must be installed to facilitate access. If, for any reason, such access has to be closed for any period(s) during development, the persons affected must be given reasonable notice, in writing. | Contractor | Identify prior to construction areas where protection measures will be required during stringing. Where access is to be restricted timeous written notice must be provided to the affected parties | Pre-construction & Construction | ECO | Monthly, and as and when required | Proof of implementation of protection measures and proof of written notice to affected parties must be provided by the Contractor |
| – No services (electrical distribution lines, telephone lines, roads, railways lines, pipelines fences etc.) must be damaged because of stringing operations. Where disruption to services is unavoidable, persons affected must be given reasonable notice, in writing. | Contractor in consultation with the cEO, DPM and dEO | Avoid the damaging or disturbance of existing services. Where services will be disrupted timeous notice must be | During the Construction Phase | ECO | Monthly, and as and when required | No disruption of services occurs. Where disruption occurs proof of written notice to affected parties must be |

| Impact Management Actions | Implementation | | | Monitoring | | |
|---|--------------------|----------------------------------|------------------------------|--------------------|-----------|----------------------------|
| | Responsible person | Method of implementation | Timeframe for implementation | Responsible person | Frequency | Evidence of compliance |
| | | provided to the affected parties | | | | provided by the Contractor |
| – Where stringing operations cross cultivated land, damage to crops is restricted to the minimum required to conduct stringing operations, and reasonable notice (10 work days minimum), in writing, must be provided to the landowner. | Not Applicable | | | | | |
| – Necessary scaffolding protection measures must be installed to prevent damage to the structures supporting certain high value agricultural areas such as vineyards, orchards, nurseries. | Not Applicable | | | | | |

5.29 Socio-economic

Impact management outcome: Socio-economic development is enhanced.

| Impact Management Actions | Implementation | | | Monitoring | | |
|--|--------------------|--|---------------------------------|--------------------|---|--|
| | Responsible person | Method of implementation | Timeframe for implementation | Responsible person | Frequency | Evidence of compliance |
| – Develop and implement communication strategies to facilitate public participation. | dEO / cEO | Identify and implement appropriate strategies for communication with the | Pre-construction & Construction | ECO | Once, prior to the commencement of construction and monthly during the construction | Communication is undertaken as per the identified strategies and no complaints |

| Impact Management Actions | Implementation | | | Monitoring | | |
|--|--------------------|---|---------------------------------|--------------------|---|---|
| | Responsible person | Method of implementation | Timeframe for implementation | Responsible person | Frequency | Evidence of compliance |
| | | communities through consideration of the community needs | | | | are submitted regarding communication |
| – Develop and implement a collaborative and constructive approach to conflict resolution as part of the external stakeholder engagement process. | Contractor | Development and implement a Grievance Mechanism which considers the community needs and provides procedures for conflict resolution | Pre-construction & Construction | ECO | Once, prior to the commencement of construction and monthly during the construction phase | Conflict resolution is undertaken in line with the requirements of the Grievance Mechanism. No complaints on conflict resolution is submitted by the community |
| – Sustain continuous communication and liaison with neighbouring owners and residents. | Contractor | Development and implement a Grievance Mechanism that provides procedures for communication / liaison with neighbouring landowners and residents | Pre-construction & Construction | ECO | Once, prior to the commencement of construction and monthly during the construction phase | Communication / liaison with neighbouring landowners and residents are undertaken in line with the requirements of the Grievance Mechanism. No complaints on communication with |

| Impact Management Actions | Implementation | | | Monitoring | | |
|---|---|---|---------------------------------|--------------------|---|---|
| | Responsible person | Method of implementation | Timeframe for implementation | Responsible person | Frequency | Evidence of compliance |
| | | | | | | neighbouring landowners and residents is submitted |
| – Create work and training opportunities for local stakeholders. | Contractor | Develop and implement a “locals first” policy for the provision of employment opportunities | Pre-construction & Construction | ECO | Once, prior to the commencement of construction and monthly during the construction phase | The “locals first” policy is considered in terms of the employment and training opportunities |
| – Where feasible, no workers, with the exception of security personnel, must be permitted to stay overnight on the site. This would reduce the risk to local farmers. | Not applicable –no on-site housing is envisaged with daily commute to and from site expected of construction staff. | | | | | |

5.30 Temporary closure of site

Impact management outcome: Minimise the risk of environmental impact during periods of site closure greater than five days.

| Impact Management Actions | Implementation | | | Monitoring | | |
|--|--------------------|--|-------------------------------|--------------------|---|--|
| | Responsible person | Method of implementation | Timeframe for implementation | Responsible person | Frequency | Evidence of compliance |
| – Bunds must be emptied (where applicable) and need to be undertaken in accordance with the impact management actions included in sections 5.17: management of hazardous substances and 5.18 workshop, equipment maintenance and storage . | Contractor | Regular emptying of the bunds must be undertaken. This must be | During the Construction Phase | ECO | Prior to site closure for more than 05 days | Bunds are emptied as per the requirements listed under |

| Impact Management Actions | Implementation | | | Monitoring | | |
|--|--------------------|--|-------------------------------|--------------------|---|--|
| | Responsible person | Method of implementation | Timeframe for implementation | Responsible person | Frequency | Evidence of compliance |
| | | undertaken as per the requirements listed in sections 5.17 and 5.18 | | | | sections 5.17 and 5.18 |
| - Hazardous storage areas must be well ventilated. | Contractor | Install appropriate ventilation in all hazardous storage areas | During the construction phase | ECO | Prior to site closure for more than 05 days | Effective ventilation is installed in hazardous storage areas |
| - Fire extinguishers must be serviced and accessible. Service records to be filed and audited at last service. | Contractor / cEO | Ensure fire extinguishers are serviced, as required and are easily accessible with appropriate signage indicating location. Ensure service records are kept up to date and filed | During the Construction Phase | ECO | Prior to site closure for more than 05 days | Signage placed indicating location of fire extinguishers and service records |
| - Emergency and contact details must be displayed. | Contractor / cEO | Place emergency and contact details which are readily available and easily accessible | During the Construction Phase | ECO | Prior to site closure for more than 05 days | Photographic proof of contact details on display |

| Impact Management Actions | Implementation | | | Monitoring | | |
|---|---|--|---------------------------------|--------------------|---|---|
| | Responsible person | Method of implementation | Timeframe for implementation | Responsible person | Frequency | Evidence of compliance |
| – Security personnel must be briefed and have the facilities to contact or be contacted by relevant management and emergency personnel. | Contractor in consultation with the ECO | Hold a workshop with all security personnel to provide a brief of the project and security requirements. Provide facilities in order to contact management and emergency personnel | Pre-construction & construction | ECO | Prior to site closure for more than 05 days | Proof of the workshop held must be kept on file by the contractor. |
| – Night hazards such as reflectors, lighting, traffic signage etc. must have been checked. | Contractor | Regular checks of night hazards must be undertaken | During the Construction Phase | ECO | Prior to site closure for more than 05 days | Proof of checks of night hazards must be provided by the contractor |
| – Fire hazards identified and the local authority must have been notified of any potential threats e.g., large brush stockpiles, fuels etc. | cEO / Contractor in consultation with the ECO | Identify any potential fire hazards and notify the relevant local authority | During the Construction Phase | ECO | Prior to site closure for more than 05 days | Proof of notification of the fire hazards to the local authority must be provided by the Contractor |
| – Structures vulnerable to high winds must be secured. | Contractor | Ensure structures vulnerable to wind are secure prior to site closure | During the Construction Phase | ECO | Prior to site closure for more than 05 days | Structures vulnerable to wind are secured prior to site closure |

| Impact Management Actions | Implementation | | | Monitoring | | |
|---|--------------------|---|-------------------------------|--------------------|---|---|
| | Responsible person | Method of implementation | Timeframe for implementation | Responsible person | Frequency | Evidence of compliance |
| - Wind and dust mitigation must be implemented. | Contractor | Implement wind and dust mitigation prior to site closure | During the Construction Phase | ECO | Prior to site closure for more than 05 days | Wind and dust mitigation is implemented prior to site closure |
| - Cement and materials stores must have been secured. | Contractor | Ensure cement and material stores are secured prior to site closure | During the Construction Phase | ECO | Prior to site closure for more than 05 days | Cement and material stores are secured prior to site closure |
| - Toilets must have been emptied and secured. | Contractor | Ensure toilets are emptied and secured prior to site closure | During the Construction Phase | ECO | Prior to site closure for more than 05 days | Toilets are emptied and secured prior to site closure |
| - Refuse bins must have been emptied and secured. | Contractor | Ensure refuse bins are emptied and secured prior to site closure | During the Construction Phase | ECO | Prior to site closure for more than 05 days | refuse bins are emptied and secured prior to site closure |
| - Drip trays must have been emptied and secured. | Contractor | Ensure drip trays are emptied and secured prior to site closure | During the Construction Phase | ECO | Prior to site closure for more than 05 days | Drip trays are emptied and secured prior to site closure |

5.31 Landscaping and rehabilitation

Impact management outcome: Areas disturbed during the development phase are returned to a state that approximates the original condition.

| Impact Management Actions | Implementation | | | Monitoring | | |
|--|---|--|-----------------------------------|--------------------|-----------|--|
| | Responsible person | Method of implementation | Timeframe for implementation | Responsible person | Frequency | Evidence of compliance |
| – All areas disturbed by construction activities must be subject to landscaping and rehabilitation; All spoil and waste must be disposed to a registered waste site and certificates of disposal provided. | Contractor | Develop and implement a rehabilitation plan for the rehabilitation of all disturbed areas. Dispose of all spoil and waste at a licensed waste disposal facility | Pre-construction & Rehabilitation | cEO | Weekly | Rehabilitation of the disturbed areas is undertaken as per the rehabilitation plan. All certificates of waste disposal at licensed facilities are available. |
| – All slopes must be assessed for contouring, and to contour only when the need is identified in accordance with the Conservation of Agricultural Resources Act, No 43 of 1983. | Contractor in consultation with the ECO | Assess all slopes and determine whether contouring is required | Rehabilitation | cEO | Weekly | All slopes are assessed and contoured as required |
| – All slopes must be assessed for terracing, and to terrace only when the need is identified in accordance with the Conservation of Agricultural Resources Act, No 43 of 1983. | Contractor in consultation with the ECO | Assess all slopes and determine whether | Rehabilitation | cEO | Weekly | All slopes are assessed and terraced as required |

| Impact Management Actions | Implementation | | | Monitoring | | |
|---|--------------------|---|------------------------------|--------------------|-----------|--|
| | Responsible person | Method of implementation | Timeframe for implementation | Responsible person | Frequency | Evidence of compliance |
| | | terracing is required | | | | |
| – Berms that have been created must have a slope of 1:4 and be replanted with indigenous species and grasses that approximates the original condition. | Contractor | Ensure all berms have a slope of 1:4 and is replanted with indigenous species and grasses | Rehabilitation | cEO | Weekly | All berms have a slope of 1:4 and is replanted with indigenous species and grasses |
| – Where new access roads have crossed cultivated farmlands, that lands must be rehabilitated by ripping which must be agreed to by the holder of the EA and the landowners. | Not applicable | | | | | |
| – Rehabilitation of tower sites and access roads outside of farmland. | | | | | | |
| – Indigenous species must be used for with species and/grasses to where it compliments or approximates the original condition. | Contractor | Make use of indigenous species for rehabilitation | Rehabilitation | cEO | Weekly | Indigenous species are used for rehabilitation |
| – Stockpiled topsoil must be used for rehabilitation (refer to Section 5.24: Stockpiling and stockpiled areas). | Contractor | Ensure stockpiled topsoil is used as per the requirements listed under section 5.24 | Rehabilitation | cEO | Weekly | Stockpiled topsoil is used as per the requirements listed under section 5.24 |
| – Stockpiled topsoil must be evenly spread so as to facilitate seeding and minimise loss of soil due to erosion. | Contractor | Ensure that topsoil is spread evenly | Rehabilitation | cEO | Weekly | Topsoil is spread evenly |

| Impact Management Actions | Implementation | | | Monitoring | | |
|--|--------------------|--|-----------------------------------|--------------------|---|---|
| | Responsible person | Method of implementation | Timeframe for implementation | Responsible person | Frequency | Evidence of compliance |
| – Before placing topsoil, all visible weeds from the placement area and from the topsoil must be removed. | Contractor | Remove all visible weeds from placement area and topsoil before spreading the topsoil | Rehabilitation | cEO | Weekly | No weeds are visible in the placement area or the topsoil |
| – Subsoil must be ripped before topsoil is placed. | Contractor | Undertake the ripping of subsoil prior to the spreading of topsoil | Rehabilitation | cEO | Weekly | Subsoil is ripped before topsoil is placed |
| – The rehabilitation must be timed so that rehabilitation can take place at the optimal time for vegetation establishment. | Contractor | Plan the timeframe for rehabilitation in order to undertake vegetation planting during the optimal time for vegetation establishment | Rehabilitation | ECO | At the start of rehabilitation to confirm correct timeframe | Rehabilitation is undertaken during the optimal time |
| – Where impacted through construction related activity, all sloped areas must be stabilised to ensure proper rehabilitation is effected and erosion is controlled. | Contractor | All disturbed slope areas must be stabilised | Rehabilitation | cEO | Weekly | Disturbed slopes are stabilised sufficiently |
| – Sloped areas stabilised using design structures or vegetation as specified in the design to prevent erosion of embankments. The contract design | Contractor | Stabilise slopes as per the design specifications | Pre-construction & Rehabilitation | cEO | Weekly | Slopes are stabilised as per the design specifications |

| Impact Management Actions | Implementation | | | Monitoring | | |
|--|---|---|------------------------------|--------------------|----------------------|--|
| | Responsible person | Method of implementation | Timeframe for implementation | Responsible person | Frequency | Evidence of compliance |
| specifications must be adhered to and implemented strictly. | | | | | | |
| – Spoil can be used for backfilling or landscaping as long as it is covered by a minimum of 150 mm of topsoil. | Contractor | Spoil used for landscaping must be applied as per the listed requirements | Rehabilitation | cEO | Weekly | Photographic record of spoil used for landscaping purposes as well as feedback from the contractor |
| – Where required, re-vegetation including hydro-seeding can be enhanced using a vegetation seed mixture as described below. A mixture of seed can be used provided the mixture is carefully selected to ensure the following: a) Annual and perennial plants are chosen; b) Pioneer species are included; c) Species chosen must be indigenous to the area with the seeds used coming from the area; d) Root systems must have a binding effect on the soil; and e) The final product must not cause an ecological imbalance in the area. | Contractor in consultation with a suitably qualified specialist | Make use of a suitable vegetation seed mixture should enhancement be required | Rehabilitation | ECO | As and when required | Use of a suitable vegetation seed mixture if required |

6 ACCESS TO THE GENERIC EMPr

Once completed and signed, to allow the public access to the generic EMPr, the holder of the EA must make the EMPr available to the public in accordance with the requirements of regulation 26(h) of the EIA Regulations.

PART B: SECTION 2

7 SITE SPECIFIC INFORMATION AND DECLARATION

7.1 Sub-section 1: contact details and description of the project

7.1.1 Details of the applicant:

| | |
|-------------------------|--|
| Applicant Name | Fountain Solar PV1 (Pty) Ltd |
| Contact Person | Johan Janse van Rensburg |
| Physical Address | Top Floor, Golf Park 4 Raapenberg Road Mowbray CapeTown 7700 |
| Postal Address | PO Box 548 Howard Place 7450 |
| Telephone | 0216853240 |
| Fax | N/A |
| Cell | 0216853240 |
| Email Address | johan@mulilo.com |

7.1.2 Details and expertise of the EAP:

| | |
|--|---|
| EAP Name | Nkhensani Masondo |
| EAP Qualifications | BSocSci Environmental Management and Analysis |
| Professional Affiliation/Registration | Environmental Assessment Practitioners Association of South Africa (EAPASA) – registration number: 2020/1385 |
| Physical Address | First floor, Block 2 5 Woodlands Drive Office Park C/o Woodlands Drive & Western Service Road Woodmead Johannesburg 2191 |
| Telephone | 011 656 3237/3256/3251 |
| Fax | 086 684 0547 |
| Cell | 066 334 7166 |
| Email Address | nkhensani@savannahsa.com |

7.1.3 Project Details

Project name: Wagt EGI, Northern Cape Province

7.1.4 Project Description

Wagt Solar PV1 (Pty) Ltd is proposing the construction and operation of grid connection infrastructure consisting of a up to 132kV Double circuit power line on the remaining extent of Farm 5, Wag 'n Bietjie , located approximately 10km east of De Aar, within the Emthanjeni Local Municipality of the Pixley Ka Seme District Municipality in the Northern Cape Province. The purpose of the Grid Connection Infrastructure (EGI) is to connect the Wagt Solar PV1 Facility to the national grid.

The grid connection infrastructure will consist of the following:

- » Onsite 132kV Eskom switching station - 100m x 100m and 30m height, metering, relay & control buildings, laydown area, ablutions with conservancy tanks and water storage tanks, and access roads which is handed back to Eskom.
- » 132kV Overhead Power Line (OHPL) – 30m height from the switching station to the Main Transmission Substation (MTS) located on Vetlaagte (RE/4) and Wag en Bittje (RE/5) farms which will be handed back to Eskom (within 300m wide corridor and a 31m wide servitude).
- » Access roads to substation sites (up to 8 m wide) and service tracks (up to 6 m wide) where no existing roads are available.

One corridor of 300m wide and between 3km (to Wagt 'n Bietjie MTS) and 9km (to Vetlaagte MTS) long are being considered connecting to either the new Vetlaagte MTS located on the Farm Vetlaagte (RE/4) or Wag-n-Bietjie MTS, located on the Farm Wag en Bittje (RE/5) ¹. The entire extent of the site falls within the Central Corridor of the Strategic Transmission Corridors².

The project is planned as part of a larger cluster of proposed renewable energy projects, which includes four PV facilities (to be known as Fountain, Riet Fountain Solar PV1, Carolus Solar PV1 and Wagt PV1), and associated grid connection infrastructure. These projects are proposed by separate Specialist Purpose Vehicles (SPVs) and are assessed through separate Environmental Impact Assessment (EIA) processes. Potential cumulative impacts of the cluster will be assessed in each separate process being undertaken.

The above-mentioned renewable energy facilities are proposed in response to identified objectives of the national and provincial government, and local and district municipalities (refer to Chapter 3) to develop renewable energy facilities for power generation purposes. It is the developer's intention to either bid the projects under the Department of Mineral Resources and Energy's (DMRE's) Renewable Energy Independent Power Producer Procurement (REIPPP) Programme, with the aim of evacuating the generated power into the national grid or supply the electricity to private off-takers nationally. The generated electricity will be evacuated through use of the 132kV IPP substation and 132kV double circuit power line and the national electricity grid. The development of the Wagt Grid Connection Infrastructure will indirectly aid in the diversification and stabilisation of the country's electricity supply, in line with the objectives of the Integrated Resource Plan (IRP).

A summary of the details and dimensions of the proposed EGI is provided in **Table 1**.

¹ The Vetlaagte MTS and Wag-n-Bietjie MTS are currently being assessed under a separate BAR process.

² The Strategic Transmission Corridors are identified by the Department of Environment, Forestry and Fisheries (DEFF) as geographical areas of strategic importance for the development of the supporting large scale electricity transmission and distribution infrastructure in terms of Strategic Integrated Project 10: Electricity Transmission and distribution. This is as per GNR113 of February 2018.

Table 1: Details and dimensions of the planned infrastructure associated with the Fountain EGI

| Infrastructure | Footprint and dimensions | | | | | | | | | | | | | | | | | | | | | |
|--|---|----------------------------|--|--|-----------------------------|-----|------|------------------------|---------------------------|--|---------------|---------------|---------------------------|--|---------------|---------------|---------------|---------------|---------------|---------------|---------------|---------------|
| Development footprint (permanent infrastructure area) | A 11.5ha area that includes laydown areas, construction camp, site offices, operations and maintenance building, ablutions with conservancy tanks, storage warehouse, workshop, BESS area and guard house. | | | | | | | | | | | | | | | | | | | | | |
| Capacity of the central collector substation | 120MVA at 132kV | | | | | | | | | | | | | | | | | | | | | |
| Corridor width (for assessment purposes) | The grid connection corridor is up to 300m wide and 4.3km and 7km in length to allow for avoidance of environmental sensitivities, and suitable placement of the 132kV (double circuit) overhead power line within the corridor | | | | | | | | | | | | | | | | | | | | | |
| Capacity and circuit of the power line | 132kV (double circuit) | | | | | | | | | | | | | | | | | | | | | |
| Power line servitude width | Up to 31m | | | | | | | | | | | | | | | | | | | | | |
| Length of the grid connection corridor | Alternative connecting to Wag-n-Bietjie MTS: 4.3km Alternative connecting to Vetlaagte MTS: 7km | | | | | | | | | | | | | | | | | | | | | |
| Height of the power line towers (pylons) | Up to 30m | | | | | | | | | | | | | | | | | | | | | |
| Access road | An 8m wide access road and entrance gate to the project site and switching station is planned as part of the development. The developer has additionally made provision for 6m wide internal distribution roads. | | | | | | | | | | | | | | | | | | | | | |
| A description and coordinates of the corridor in which the proposed activity or activities is to be undertaken | <table border="1"> <thead> <tr> <th colspan="3" data-bbox="427 1447 1414 1507">IPP Substation Coordinates</th> </tr> <tr> <th data-bbox="427 1514 823 1574">Remaining extend of farm 5,</th> <th data-bbox="828 1514 1091 1574">Lat</th> <th data-bbox="1096 1514 1414 1574">Long</th> </tr> </thead> <tbody> <tr> <td data-bbox="427 1581 823 1641" rowspan="7">Wagt 'n Bietjie</td> <td colspan="2" data-bbox="828 1581 1414 1641" style="text-align: center;">Centre Coordinates</td> </tr> <tr> <td data-bbox="828 1648 1091 1709">30°41'30.41"S</td> <td data-bbox="1096 1648 1414 1709">24°08'44.37"E</td> </tr> <tr> <td colspan="2" data-bbox="828 1715 1414 1776" style="text-align: center;">Corner Coordinates</td> </tr> <tr> <td data-bbox="828 1783 1091 1843">30°41'28.05"S</td> <td data-bbox="1096 1783 1414 1843">24°08'44.47"E</td> </tr> <tr> <td data-bbox="828 1850 1091 1910">30°41'30.30"S</td> <td data-bbox="1096 1850 1414 1910">24°08'41.74"E</td> </tr> <tr> <td data-bbox="828 1917 1091 1977">30°41'32.63"S</td> <td data-bbox="1096 1917 1414 1977">24°08'44.36"E</td> </tr> <tr> <td data-bbox="828 1984 1091 2045">30°41'30.38"S</td> <td data-bbox="1096 1984 1414 2045">24°08'47.05"E</td> </tr> </tbody> </table> | IPP Substation Coordinates | | | Remaining extend of farm 5, | Lat | Long | Wagt 'n Bietjie | Centre Coordinates | | 30°41'30.41"S | 24°08'44.37"E | Corner Coordinates | | 30°41'28.05"S | 24°08'44.47"E | 30°41'30.30"S | 24°08'41.74"E | 30°41'32.63"S | 24°08'44.36"E | 30°41'30.38"S | 24°08'47.05"E |
| IPP Substation Coordinates | | | | | | | | | | | | | | | | | | | | | | |
| Remaining extend of farm 5, | Lat | Long | | | | | | | | | | | | | | | | | | | | |
| Wagt 'n Bietjie | Centre Coordinates | | | | | | | | | | | | | | | | | | | | | |
| | 30°41'30.41"S | 24°08'44.37"E | | | | | | | | | | | | | | | | | | | | |
| | Corner Coordinates | | | | | | | | | | | | | | | | | | | | | |
| | 30°41'28.05"S | 24°08'44.47"E | | | | | | | | | | | | | | | | | | | | |
| | 30°41'30.30"S | 24°08'41.74"E | | | | | | | | | | | | | | | | | | | | |
| | 30°41'32.63"S | 24°08'44.36"E | | | | | | | | | | | | | | | | | | | | |
| | 30°41'30.38"S | 24°08'47.05"E | | | | | | | | | | | | | | | | | | | | |
| Substation coordinates (approximate centre point and corner points) | | | | | | | | | | | | | | | | | | | | | | |

| Infrastructure | Footprint and dimensions | | |
|----------------|---|-----------------|------------------|
| | Grid Corridor to the Wag en Bittje MTS | | |
| | Point | Latitude | Longitude |
| | Start Point | 30°41'27.09"S | 24°08'46.84"E |
| | Middle Point | 30°40'50.26"S | 24°08'07.76"E |
| | End Point | 30°40'34.62"S | 24°07'14.86"E |
| | Grid Corridor to the Vetlaagte MTS Coordinates | | |
| | Point | Latitude | Longitude |
| | Start Point | 30°41'27.09"S | 24°08'46.84"E |
| | Middle Point | 30°40'45.57"S | 24°06'56.93"E |
| | End Point | 30°41'18.08"S | 24°05'39.75"E |

7.1.6 Preliminary technical specification of the overhead transmission and distribution:

- Length – up to 30m
- Tower parameters
 - Number and types of towers – Number to be confirmed based on detailed design, informed by pre-construction site surveys, geotechnical investigation, and environmental walk-throughs. Tower type will be steel self-supporting and/or stayed monopoles. Lattice structures may be utilised at specific strain- or bend-points
 - Tower spacing (mean and maximum) – Power line towers (or pylons) are an average distance of ~200m apart but can exceed 500m depending on the topography and terrain to be spanned.
 - Tower height (lowest, mean and height) – up to 41m.
 - Conductor attachment height (mean) – To be confirmed based on final tower selection, but clearance shall at all times adhere to Eskom requirements in force at time of construction. Minimum ground clearance – 6.3m or as per the Eskom requirements in force at time of construction

It should be noted that Eskom requirements for work in or near Eskom servitudes will be adhered to, and all applicable Eskom standards shall be applied.

7.2 Sub-section 2: Development footprint site map

This sub-section must include a map of the site sensitivity overlaid with the preliminary infrastructure layout. The sensitivity map must be prepared from the national web based environmental screening tool, when available for compulsory use at: <https://screening.environment.gov.za/screeningtool>. The sensitivity map shall identify the nature of each sensitive feature e.g. raptor nest, threatened plant species, archaeological site, etc. Sensitivity maps shall identify features both within the planned working area and any known sensitive features in the surrounding landscape. The overhead transmission and distribution profile shall be illustrated at an appropriate resolution to enable fine scale interrogation. It is recommended that <20 km of overhead transmission and distribution length is illustrated per page in A3 landscape format. Where considered appropriate, photographs of sensitive features in the context of tower positions shall be used.

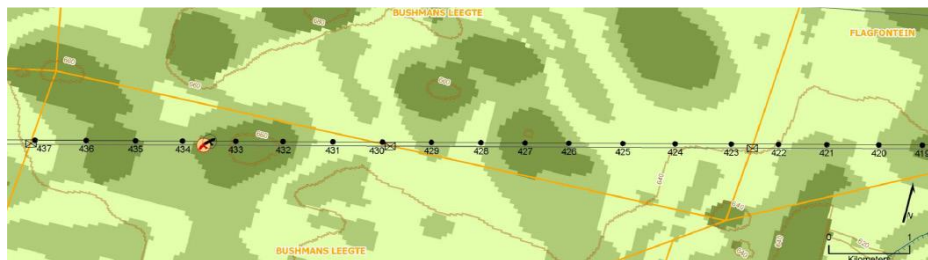


Figure 1: Example of an environmental sensitivity map in the context of a final overhead transmission and distribution profile.

The national web-based environmental screening tool was utilised for this project and the project site sensitivity maps can be seen in Figures 3 to 11. The site-specific environmental sensitivity map included in the BA Report is included as Figure 2.

Site sensitivity

A combined sensitivity map for the grid connection corridor is provided below. This has been compiled based on the specialist sensitivities determined from their respective studies, and therefore aims to represent the entirety of the site and the combined sensitivities. The following environmental sensitivities were noted on site:

- » **Terrestrial Ecology:** Sensitivities that occur within the grid connection corridor include:
 - * The loss of habitat and emigration of fauna (High – Very High Sensitivity)
 - * It is recognised as an Ecological Support Area as per the Northern Cape Critical Biodiversity Areas spatial database
 - * The Combined Terrestrial Biodiversity Theme Sensitivity was rated as 'Very High' according to the Environmental Screening Tool;
 - * The Ecosystem Protection Level for the vegetation type associated with the development footprint is regarded as Not Protected; and
 - * It is regarded as an Upstream Management Area according to the NFEPA database.
- » **Aquatic Ecology:** The study indicates that the indirectly affected downstream Brak River system and directly associated ephemeral tributaries within the project area have sensitivity to modification and are considered to be of high sensitivity and a **50m no-go buffer** has been recommended around these features.
- » **Avifauna:** At a site-specific level, the entire Project Site is a high sensitivity zone due to the potential presence of several SCC including African Rock Pipit, Black Stork, Blue Crane, Cape Vulture, Greater Flamingo, Karoo Korhaan, Lanner Falcon, Ludwig's Bustard, Martial

Eagle, Secretarybird, Tawny Eagle, and Verreaux's Eagle which could utilise the whole Project Site for foraging. However, these species do not require specific avoidance measures at this stage because there is still adequate habitat available outside the Project Site. A **750m all infrastructure exclusion zone** is recommended to prevent the displacement of the breeding pair during the construction phase due to disturbance. In addition, the buffer area will reduce the risk of injury to the juvenile bird due to collision with the solar panels, when it starts flying and practicing its hunting technique around the nest. A **200m solar panel free buffer zone** must be implemented around riverine areas, wetlands, and dams to provide unhindered access to the surface water for a variety of priority species. Surface water in this semi-arid habitat is crucially important for priority avifauna and many non-priority species. It is important to leave open space with no solar panels for birds to access and leave the surface water area unhindered. Surface water is also an important area for raptors to hunt birds which congregate around surface water, and they should have enough space for fast aerial pursuit. This will also benefit species like Blue Cranes which prefer to breed close to water bodies.

- » **Heritage:** The overall archaeological sensitivity of the development area with regard to the preservation of Early, Middle and Later Stone Age archaeology as well as Khoi and San heritage, early colonial settlement is regarded as very high. Despite this, the field assessment conducted for this project has demonstrated that the specific area proposed for development has low sensitivity for impacts to significant archaeological heritage. None of the identified heritage resources are regarded to be conservation worthy or of significance and as such, no buffers have been recommended around these sites. Thus, the construction of powerlines is not impactful on archaeological sites and the siting of pylons can be made through most of the area without causing significant damage to archaeological site. The only significant site located in close proximity to the proposed grid alignment is site 014 which is described as “LSA and MSA site with mainly LSA hornfels flakes and pottery”. This site has been graded III B and a no-development **buffer of 100m** is recommended around this site.

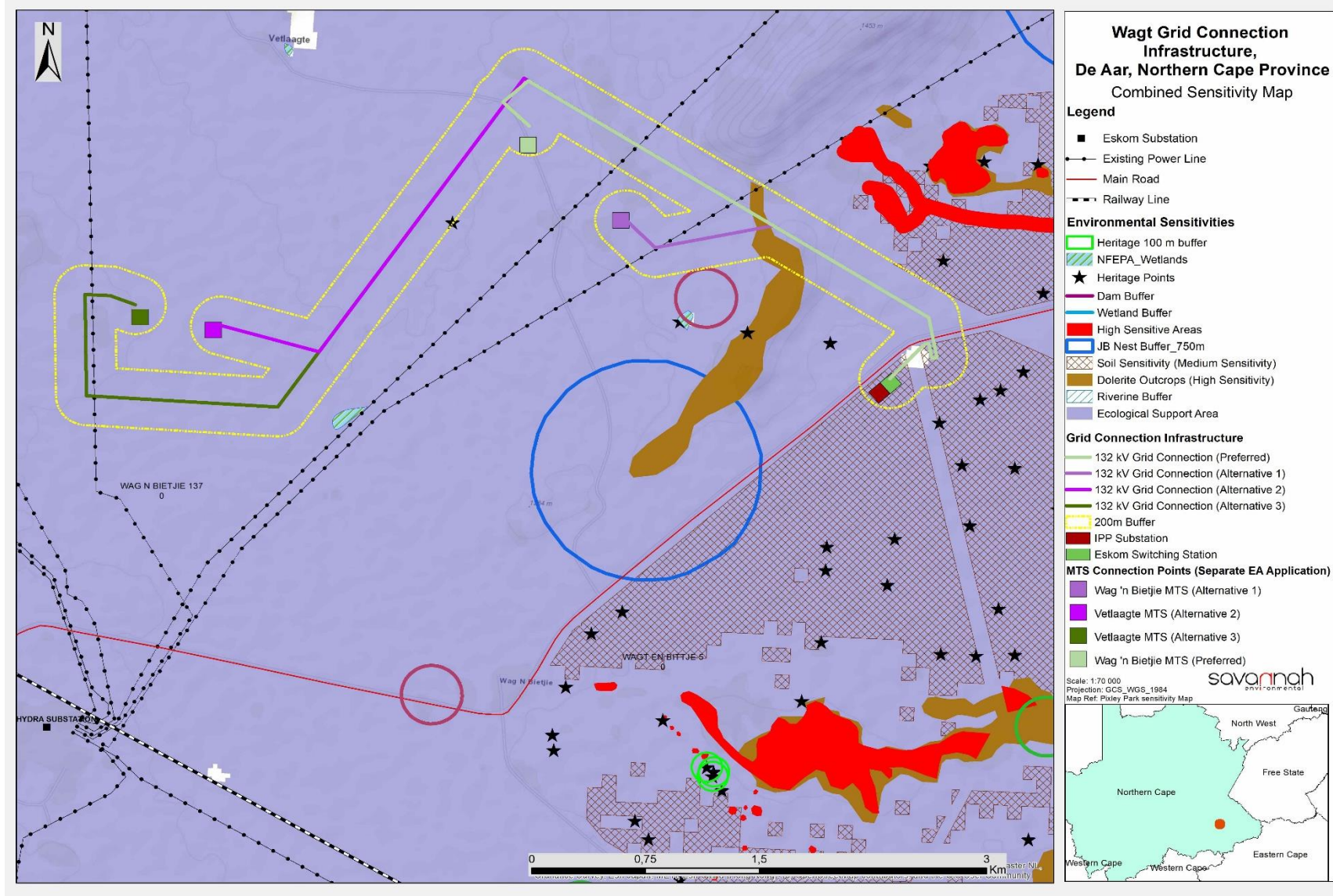


Figure 2: Environmental sensitivity map showing the grid connection corridor and collector substation location

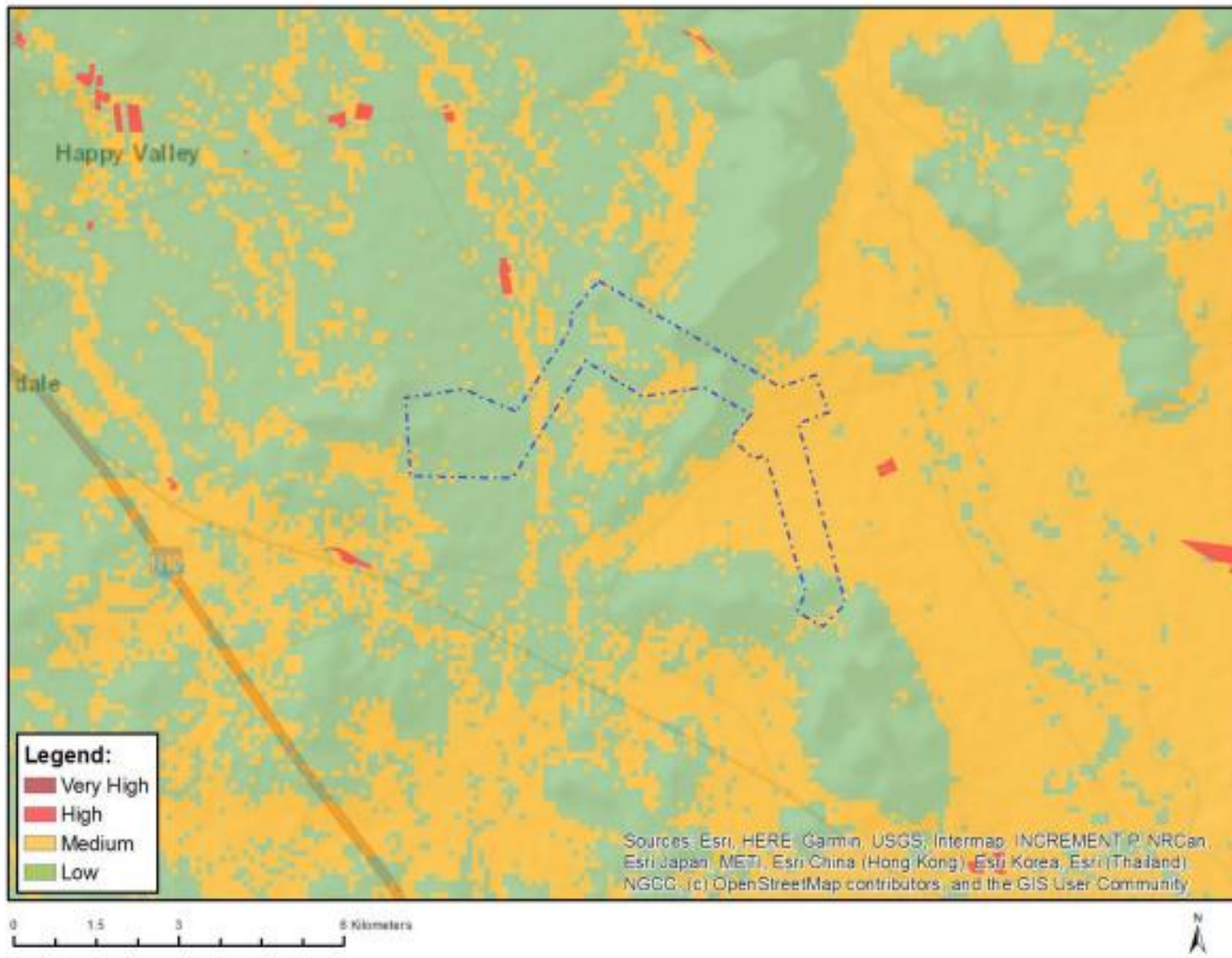


Figure 3: Map of relative agriculture theme sensitivity

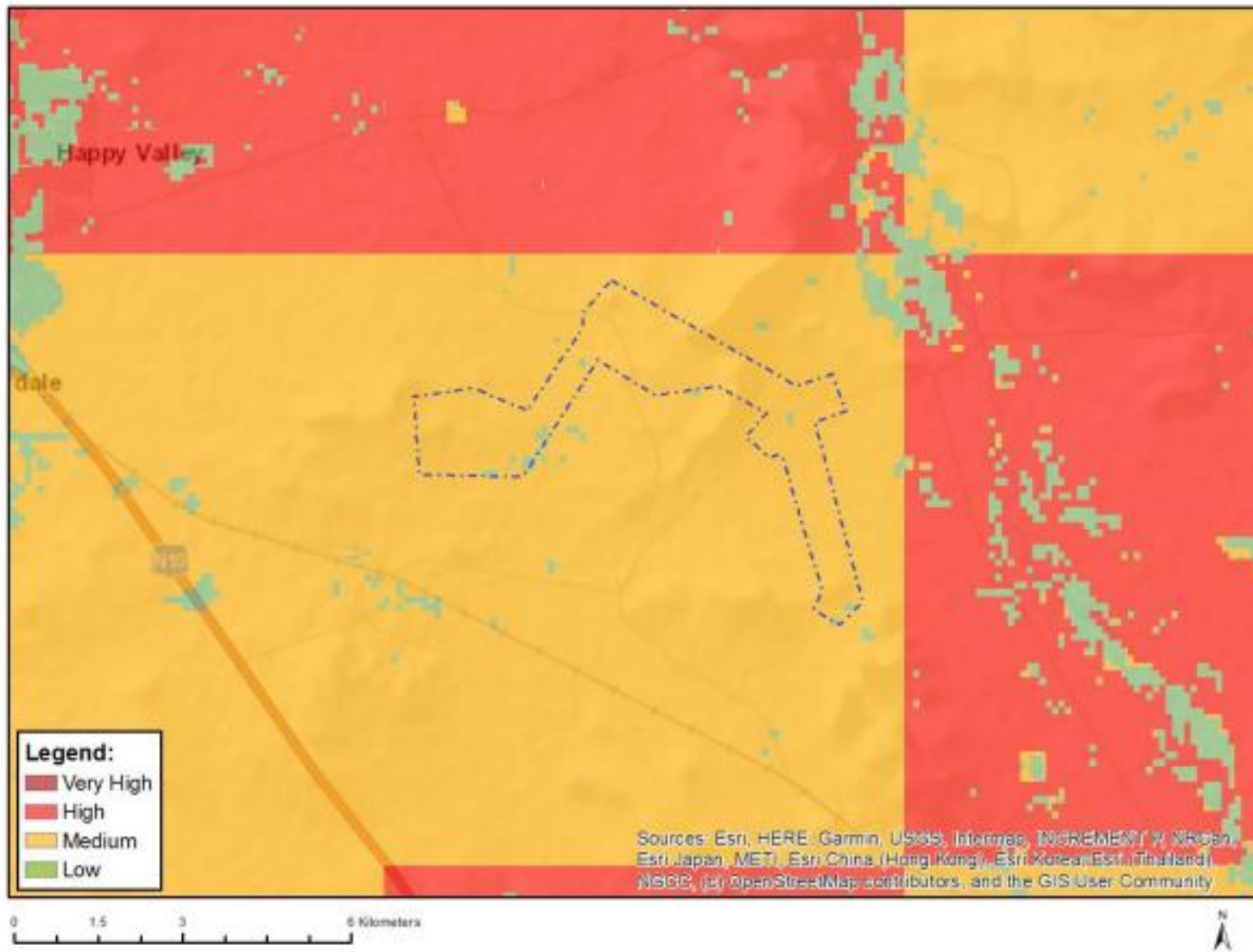


Figure 4: Map of relative animal species theme sensitivity

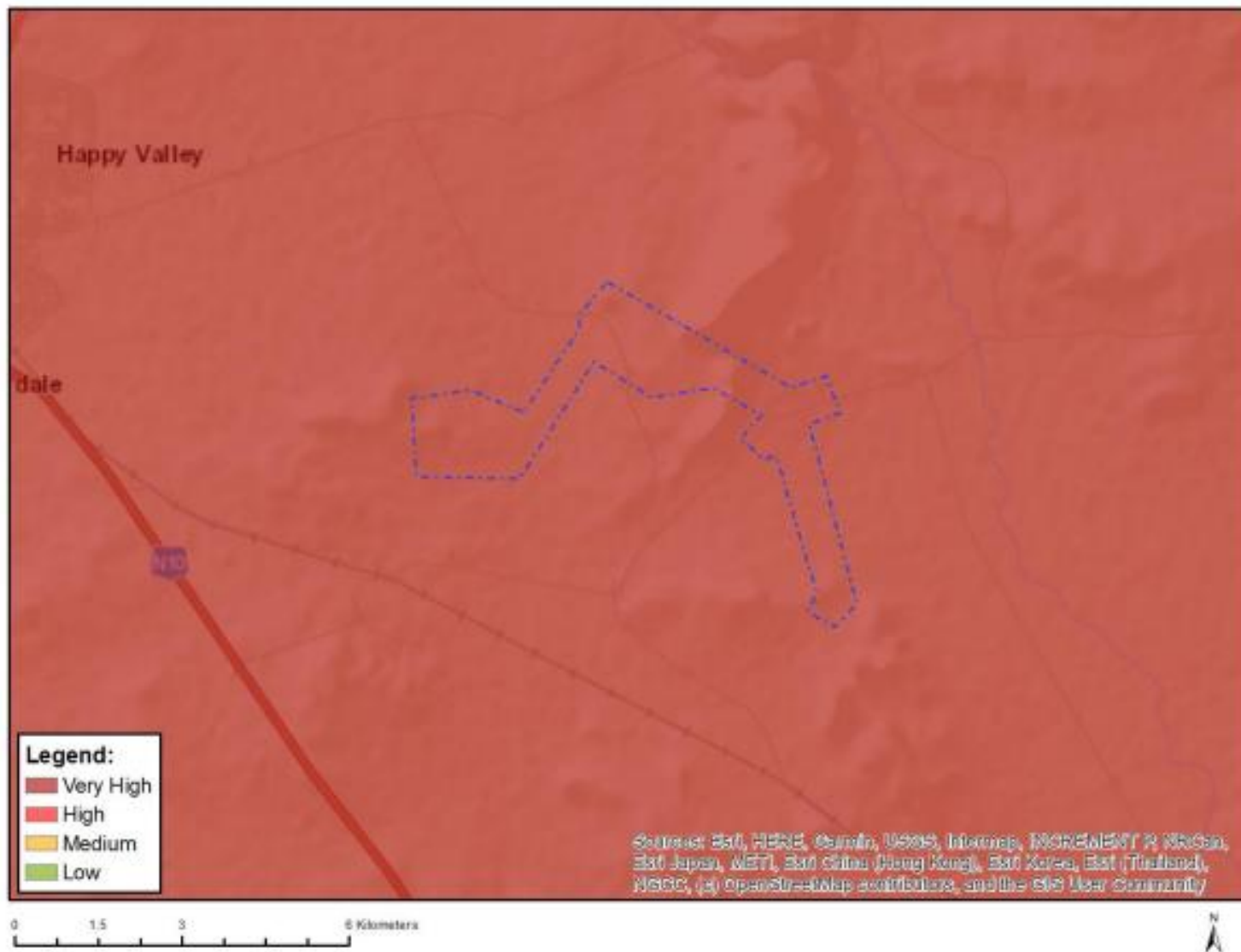


Figure 5: Map of relative aquatic biodiversity theme sensitivity

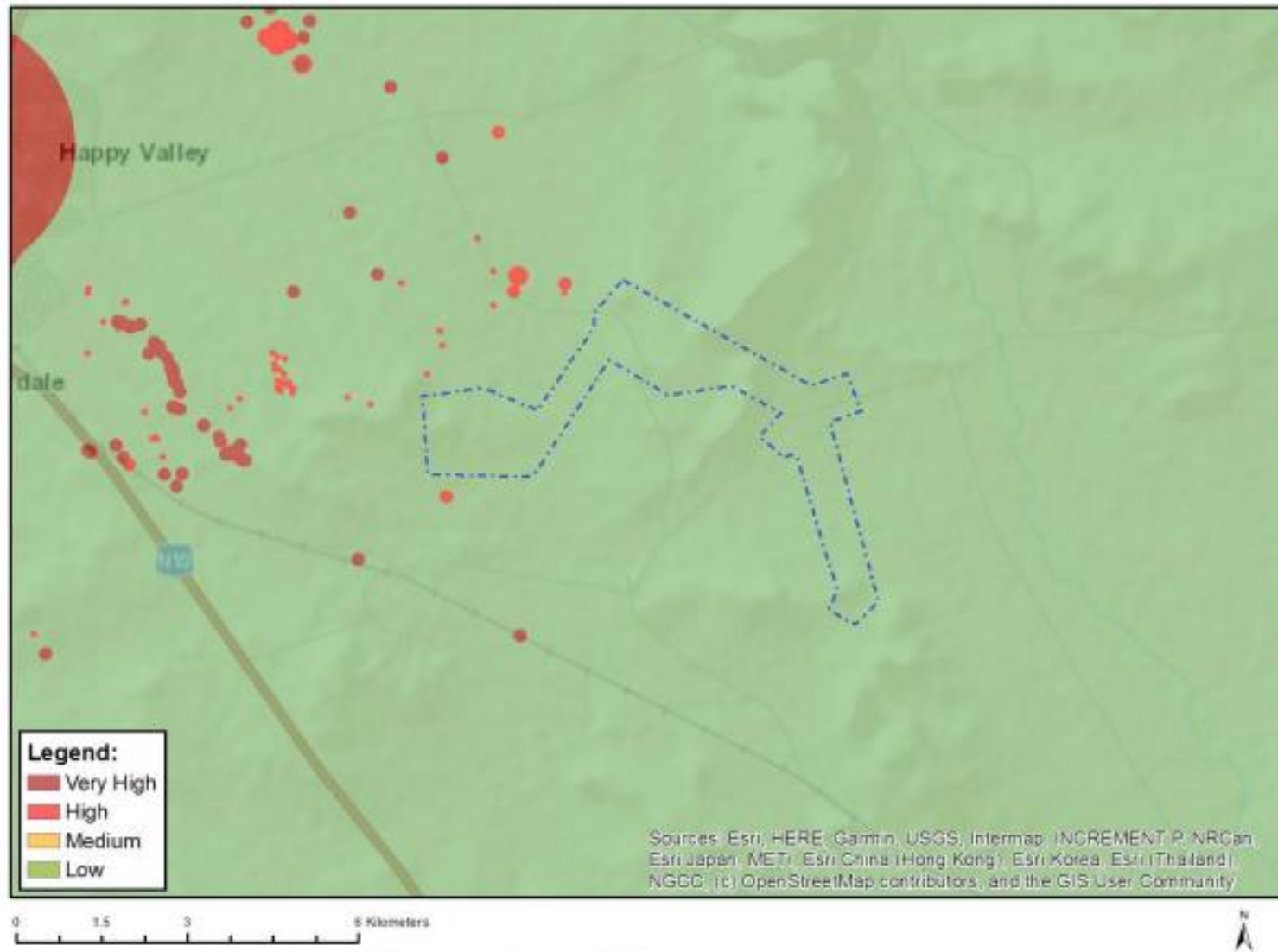


Figure 6: Map of relative archaeological and cultural heritage theme sensitivity

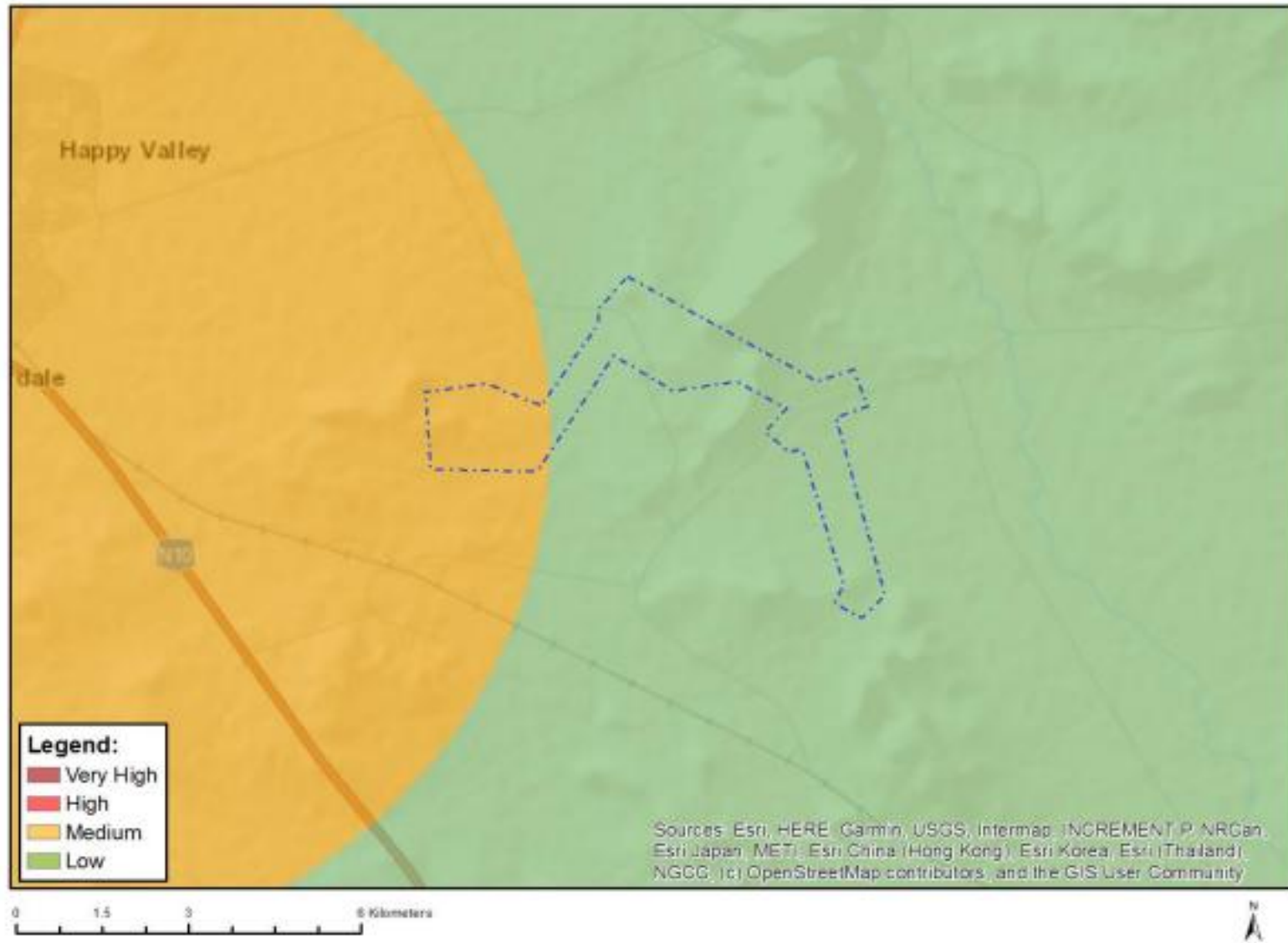


Figure 7: Map of relative civil aviation theme sensitivity

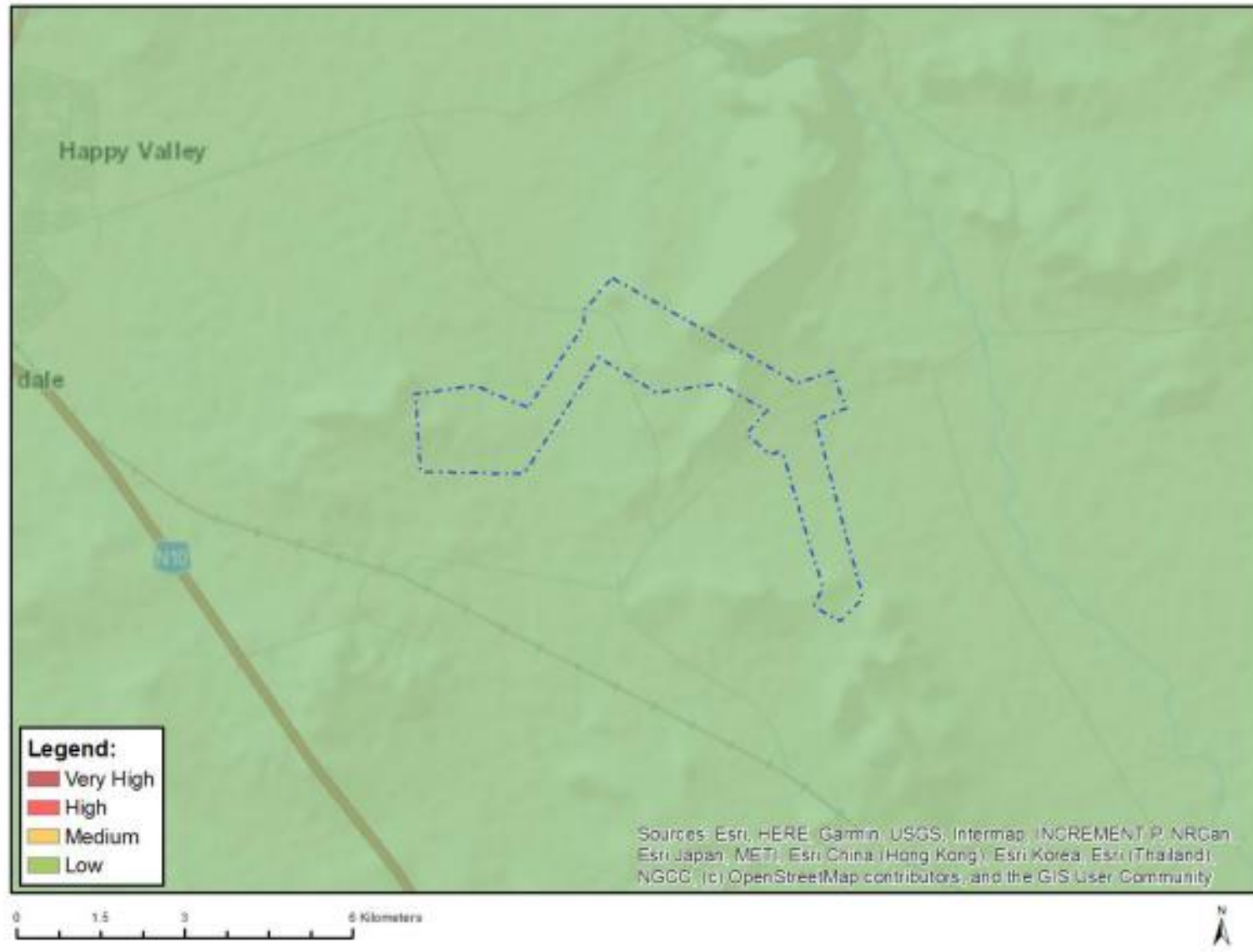


Figure 8: Map of relative defence theme sensitivity

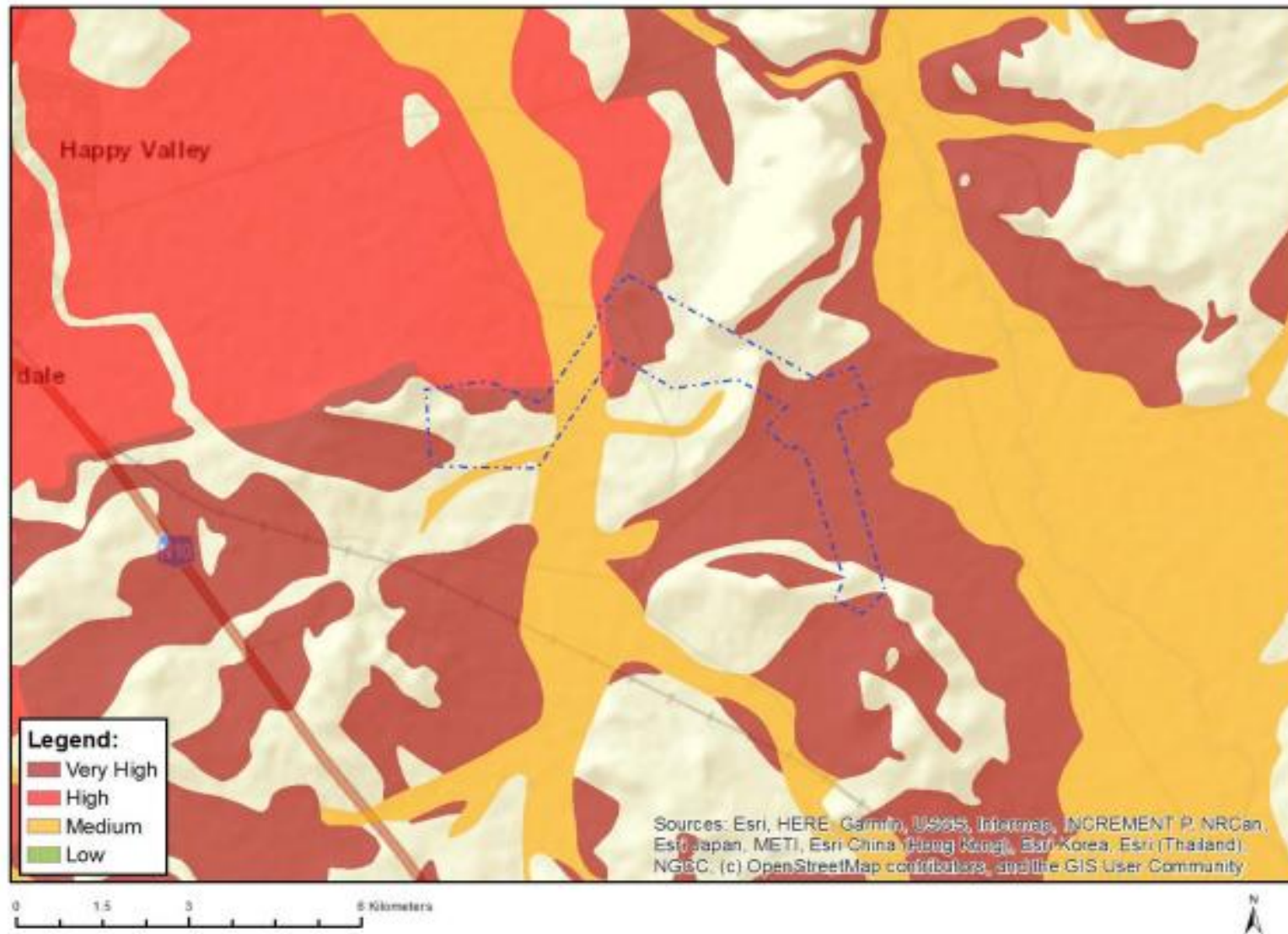


Figure 9: Map of relative palaeontological theme sensitivity

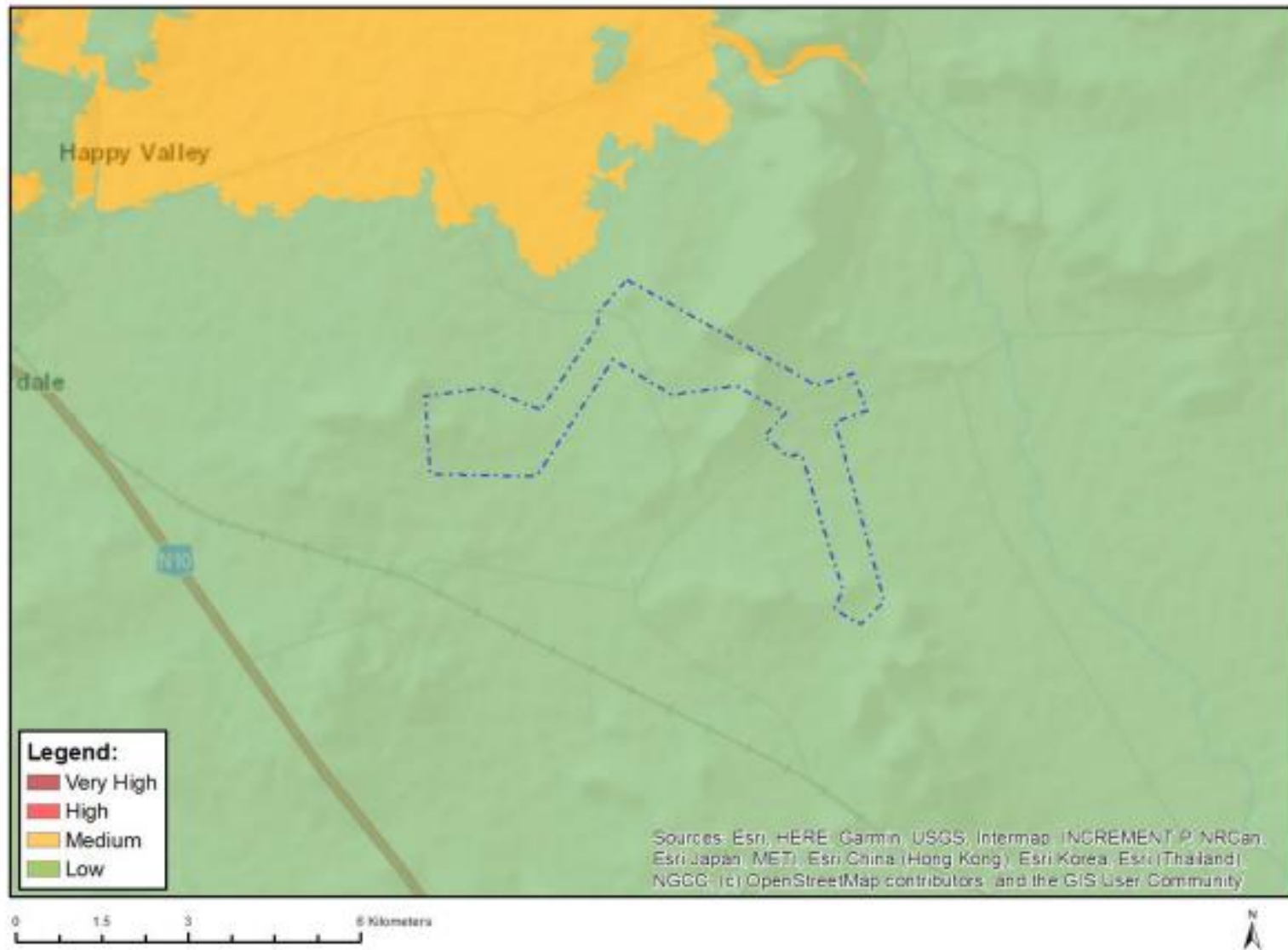


Figure 10: Map of relative plant species theme sensitivity

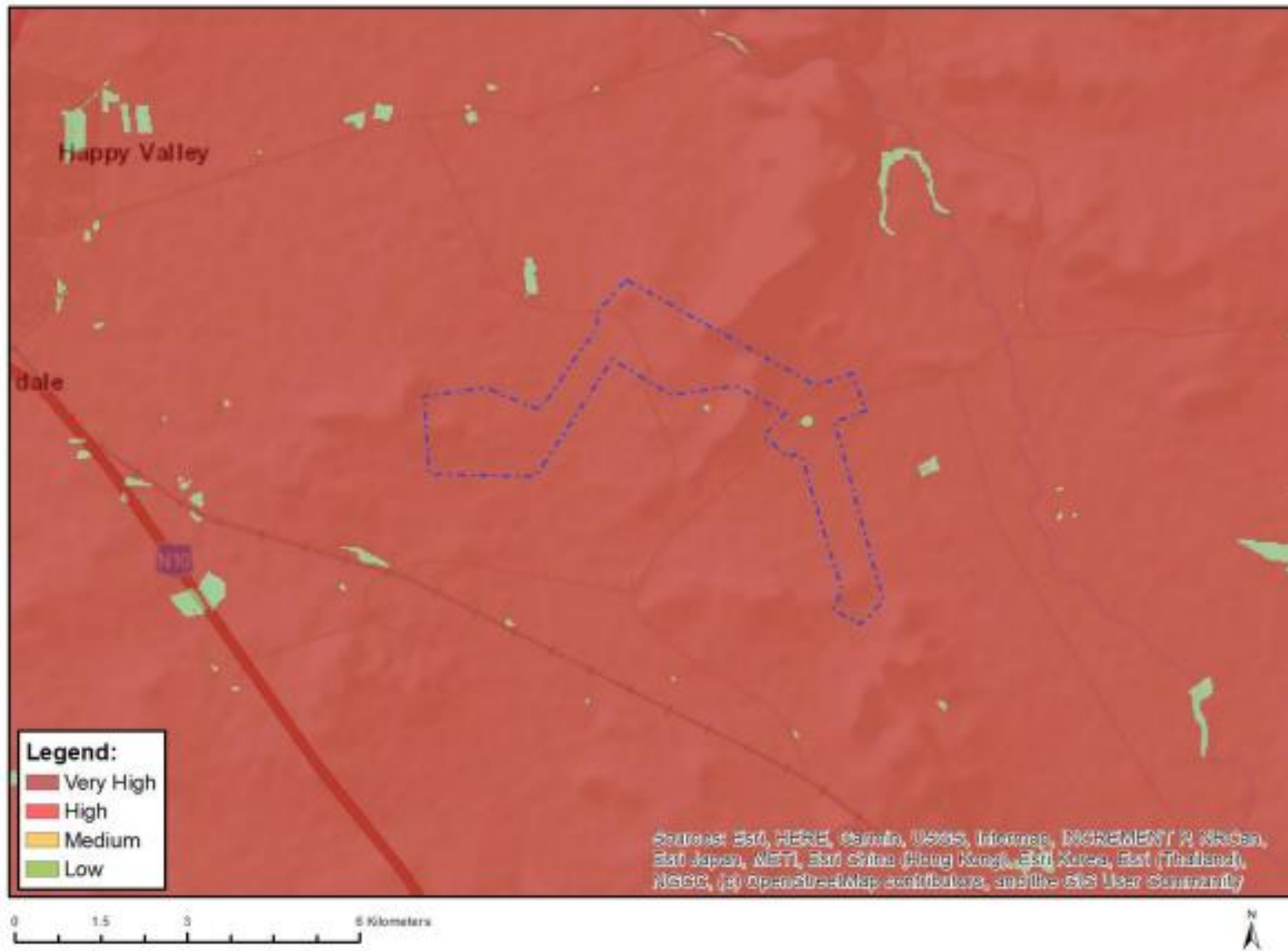


Figure 11: Map of relative terrestrial biodiversity theme

7.3 Sub-section 3: Declaration

The proponent/applicant or holder of the EA affirms that he/she will abide and comply with the prescribed impact management outcomes and impact management actions as stipulated in part B: section 1 of the generic EMPr and have the understanding that the impact management outcomes and impact management actions are legally binding. The proponent/applicant or holder of the EA affirms that he/she will provide written notice to the CA 14 days prior to the date on which the activity will commence of commencement of construction to facilitate compliance inspections.

Signature Proponent/applicant/ holder of EA

Date:

This declaration will be signed by the proponent/applicant/holder of the EA once the contractor is appointed and has provided inputs to this Generic EMPr as per the requirements of this template.

The contractor would be required to develop the following site-specific plans in accordance with the specialist recommendation contained in Section C of this EMPr:

- » **Alien Plant Management Plan**
- » **Rehabilitation Plan**
- » **Solid Waste Management Plan**
- » **Waste Management Plan**
- » **Stormwater Management Plan**

7.4 Sub-section 4: amendments to site specific information (Part B; section 2)

Should the EA be transferred to a new holder, Part B: Section 2 must be completed by the new holder and submitted with the application for an amendment of the EA in terms of Regulations 29 or 31 of the EIA Regulations, whichever applies. The information submitted for an amendment to an environmental authorisation will be considered to be incomplete should a signed copy of Part B: Section 2 not be submitted. Once approved, Part B: Section 2 forms part of the EMPr for the development and the EMPr becomes legally binding to the new EA holder.

PART C

8 SITE SPECIFIC ENVIRONMENTAL ATTRIBUTES

If any specific environmental sensitivities/attributes are present on the site which require more specific impact management outcomes and impact management actions, not included in the pre-approved generic EMPr template, to manage impacts, those impact management outcomes and actions must be included in this section. These specific management controls must be referenced spatially and must include impact management outcomes and impact management actions. The management controls including impact management outcomes

and impact management actions must be presented in the format of the pre-approved generic EMPr template. This applies only to additional impact management outcomes and impact management actions that are necessary.

If Part C is applicable to the development as authorised in the EA, it is required to be submitted to the CA together with the BAR or EIAR, for consideration of, and decision on, the application for EA. The information in this section must be prepared by an EAP and the name and expertise of the EAP, including the curriculum vitae are to be included. Once approved, Part C forms part of the EMPr for the site and is legally binding.

This section will **not be required** should the site contain no specific environmental sensitivities or attributes.

CONSTRUCTION AND DECOMMISSIONING OUTCOMES AND ACTIONS

7.1 Ecology (Fauna and Flora)

Impact management outcome: Direct loss and/or fragmentation of indigenous natural vegetation is minimised

| Impact Management Actions | Implementation | | | Monitoring | | |
|---|--------------------------------|--|---|--------------------|-----------|---|
| | Responsible person | Method of implementation | Timeframe for implementation | Responsible person | Timeframe | Evidence of compliance |
| – Restrict impact to development footprint only and limit disturbance creeping into surrounding areas. | Contractor | Place a barricade around the development footprint to indicate that no disturbance is allowed beyond that point | During the construction phase | ECO | Monthly | No evidence of disturbance beyond the development footprint |
| – As far as possible, locate infrastructure within areas that have been previously disturbed or in areas with lower sensitivity scores. Avoid sensitive features and habitats when locating infrastructure. | Design Engineer and Contractor | Develop a layout that avoids areas of high sensitivity Provide layout to the contractor and demarcate areas of high sensitivity | Prior to construction and during the construction phase | ECO | Monthly | Infrastructure avoids areas of high sensitivity |
| – Compile a Rehabilitation Plan. | Contractor, cEO | Make contractor aware of the requirement for a rehabilitation plan for the site | During the construction phase | ECO | Monthly | Rehabilitation Plan available on request |

| Impact Management Actions | Implementation | | | Monitoring | | |
|---|--------------------------------|---|---|--------------------|-----------|---|
| | Responsible person | Method of implementation | Timeframe for implementation | Responsible person | Timeframe | Evidence of compliance |
| – Compile an Alien Plant Management Plan, including monitoring, to ensure minimal impacts on surrounding areas. | Contractor, CEO | Make contractor aware of the requirement for an alien plant management plan for the site | During the construction phase | ECO | Monthly | Alien Plant Management Plan available on request |
| – Where possible, access roads should be located along existing farm and district roads. | Design Engineer and Contractor | Develop a layout with access roads that are in alignment with existing farm and district roads and provide layout to the contractor | Prior to construction and during the construction phase | ECO | Monthly | Access roads are established along existing farm and district roads. |
| – Footprints of infrastructure, laydown areas, construction sites, roads and substation sites should be clearly demarcated. | Contractor | Make contractor aware of the requirement to demarcate the infrastructure footprint | During the construction phase | ECO | Monthly | Barricade evident around infrastructure footprints |
| – No additional clearing of vegetation should take place without a proper assessment of the environmental impacts and authorization from relevant authorities, unless for maintenance purposes, in which case all reasonable steps should be taken to limit damage to natural areas | Contractor | Place a barricade around the development footprint to indicate that no disturbance is allowed beyond that point | During the construction phase | ECO | Monthly | No vegetation clearing observed beyond the barricaded development footprint |
| – Limit clearing of natural habitat designated as sensitive, especially rocky outcrops, cliffs, and riparian habitats, where possible. | Contractor, CEO | Install signage at locations of sensitive features that states that no | During the construction phase | ECO | Monthly | No clearing of natural habitat designated as |

| Impact Management Actions | Implementation | | | Monitoring | | |
|---|--------------------|---|--------------------------------|--------------------|-----------|--|
| | Responsible person | Method of implementation | Timeframe for implementation | Responsible person | Timeframe | Evidence of compliance |
| | | disturbance is allowed | | | | sensitive is observed on site |
| – No driving of vehicles off-road outside of construction areas. Personnel and vehicles should be restricted to access / internal roads and no off-road driving should occur. | Contractor | Install signage stating that no driving of vehicle off-road outside of construction areas is permitted and also include this in toolbox talks and induction training material | Duration of construction phase | ECO | Monthly | No evidence of vehicles driving in the veld outside the demarcated roads |
| – Access to sensitive areas should be limited during construction. | cEO and Contractor | Include topic the avoidance of sensitive features in toolbox talks | Duration of construction phase | ECO | Monthly | Avoidance of sensitive areas included in toolbox talks |
| – Compile a Solid Waste Management Plan, including monitoring, to ensure minimal impacts on surrounding areas. | Contractor, cEO | Make contractor aware of the requirement for a Waste management Plan for the site | During the construction phase | ECO | Monthly | Solid Waste Management Plan available on request |

Impact management outcome: Direct mortality of fauna

| Impact Management Actions | Implementation | | | Monitoring | | |
|--|-----------------------|---|------------------------------|--------------------|--|---|
| | Responsible person | Method of implementation | Timeframe for implementation | Responsible person | Timeframe | Evidence of compliance |
| <p>– A detailed pre-construction walk-through survey will be required during a favourable season to locate any individuals of protected plants, as well as for any populations of threatened plant species. This survey must cover the footprint of all approved infrastructure, including internal service roads and footprints of tower structures (final infrastructure layout). The best season is early to late Summer, but dependent on recent rainfall and vegetation growth.</p> | Developer, Specialist | Appoint specialist prior to construction to undertake a detailed walk-through survey of the footprint areas | Prior to construction | ECO | Once at the commencement of construction | Walk-through report produced and kept on file during construction |
| <p>– Where significant populations of SCC are found, shift infrastructure to avoid direct impacts.</p> | Design Engineer | Use the results of the detailed walk-through survey to design the facility layout and ensure that the layout avoids areas of significant populations of species of conservation concern | Prior to construction | ECO | Monthly | No infrastructure established in areas where significant populations of species of conservation concern are found |
| <p>– For any plants that are transplanted, annual monitoring should take place to assess survival. This should be undertaken for a period of three years after translocation and be undertaken by a qualified botanist. The monitoring programme must be designed prior to translocation of plants and should include control sites (areas not disturbed by the project) to evaluate mortality relative to wild populations.</p> | cEO, Contractor | Prepare plan for the monitoring of transplanted plants | Prior to construction | ECO | As and when required | Plan for the monitoring of transplanted plants available upon request and results of monitoring are available on site |

| Impact Management Actions | Implementation | | | Monitoring | | |
|---|--------------------|--|-------------------------------|--------------------|---|---|
| | Responsible person | Method of implementation | Timeframe for implementation | Responsible person | Timeframe | Evidence of compliance |
| – No collecting or poaching of any plant species must be permitted on site. Report any illegal collection to conservation authorities. | cEO, Contractor | Requirement for induction of all staff prior to entry, in particular about the collection of plant species | During the construction phase | ECO | Monthly | No evidence of collection of plant species, and induction roster of all staff completed, maintained and available on site |
| – Loss of protected species of conservation concern must be report to the conservation authorities. | cEO, Contractor | Include this condition within the contractor's pack and within the site induction material | During the construction phase | ECO | Monthly | Condition include in the site induction material and contractor's pack |
| – Personnel must be educated about protection status of species, including distinguishing features, to be able to identify protected species. | cEO | Develop environmental awareness training material which covers the protection status of species, including distinguishing features | During the construction phase | ECO | M Prior to the commencement of the environmental awareness training | Protection status of species, including distinguishing features included in induction material |
| – Implement strict access control for the site. | DSS, dEO | Demarcate the project site and place a security guard and register at the main gate | Duration of the project | ECO | Monthly | Security guard placed on site and no reports of unauthorised entry |
| – The location of all transplanted rescued plants must be recorded, along with the identity of the plant. | Contractor, cEO | Ensure that the locations of transplanted | During the construction phase | ECO | Monthly | Record of transplanted rescued plants |

| Impact Management Actions | Implementation | | | Monitoring | | |
|---------------------------|--------------------|---|------------------------------|--------------------|-----------|--|
| | Responsible person | Method of implementation | Timeframe for implementation | Responsible person | Timeframe | Evidence of compliance |
| | | rescued plants are recorded along with the identify of the plant and kept on file | | | | available on site (includes location and identify of plants) |

Impact management outcome: Establishment and spread of declared weeds and alien invader plants is minimised

| Impact Management Actions | Implementation | | | Monitoring | | |
|--|--------------------|---|-------------------------------|--------------------|-----------|--|
| | Responsible person | Method of implementation | Timeframe for implementation | Responsible person | Timeframe | Evidence of compliance |
| – Undertake regular monitoring to detect alien invasions early so that they can be controlled. | Contractor, cEO | Prepare alien management plan for implementation for the duration of the construction phase | During the construction phase | ECO | Monthly | Alien Plant Management Plan available on request |

Impact management outcome: Runoff and erosion are reduced

| Impact Management Actions | Implementation | | | Monitoring | | |
|---|--------------------|--|-------------------------------|--------------------|-----------|---|
| | Responsible person | Method of implementation | Timeframe for implementation | Responsible person | Timeframe | Evidence of compliance |
| – Compile and implement a stormwater management plan. | Contractor, cEO | Make contractor aware of the requirement for a stormwater management plan for the site | During the construction phase | ECO | Monthly | Alien Plant Management Plan available on request |
| – Speed limits should be set for all roads on site, as well as access roads to the site. These limits should not exceed 40 km/h, but may be set lower, depending on local circumstances. Strict enforcement of speed limits should occur – install speed control measures, such as speed humps, if necessary. | Contractor, cEO | Install speed signature throughout site, include speed limit into induction and ensure all staff entering site is aware of the requirement to implement speed limits. Institute verbal and written warnings for violations and appropriate fines for repeat contraventions. Written log of fines and warning issued kept on site | During the construction phase | ECO | Monthly | Minimal instances of speeding as observed on site during audits and as evidenced in the written log of warnings and fines issued for contraventions |

| Impact Management Actions | Implementation | | | Monitoring | | |
|--|--------------------------------|--|---|--------------------|--|---|
| | Responsible person | Method of implementation | Timeframe for implementation | Responsible person | Timeframe | Evidence of compliance |
| – Maintain adequate buffer zones around hydrological features so that these do not become degraded from runoff and erosion | Design Engineer and Contractor | Ensure layout has been informed by the environmental sensitivities as determined by the environmental impact assessment and specialist studies | Prior to construction and during construction | ECO | Once off review that the layout used is the approved one, and monthly thereafter | Hydrological features clearly demarcated No evidence of construction activities taking place within the 'no-go' areas during audit |

Impact management outcome: Minimal to no impacts to fauna species

| Impact Management Actions | Implementation | | | Monitoring | | |
|---|-----------------------|---|-------------------------------|--------------------|--|---|
| | Responsible person | Method of implementation | Timeframe for implementation | Responsible person | Timeframe | Evidence of compliance |
| – Pre-construction walk-through, undertaken in the correct season, in front of construction must be undertaken to move any individual animals, such as tortoises, prior to construction. | Developer, Specialist | Appoint specialist prior to construction to undertake a detailed walk-through survey of the footprint areas | Prior to construction | ECO | Once at the commencement of construction | Walk-through report produced and kept on file during construction |
| – Personnel on site should undergo environmental induction training, including the need to abide by speed limits, the increased risk of collisions with wild animals on roads in rural areas. | cEO, Contractor | Include topic on speed limits and collision with wild animals in induction material | During the construction phase | ECO | Monthly | Topic on speed limits and collision with wild animals included |

| Impact Management Actions | Implementation | | | Monitoring | | |
|---|-----------------------|---|---|--------------------|-----------|---|
| | Responsible person | Method of implementation | Timeframe for implementation | Responsible person | Timeframe | Evidence of compliance |
| | | | | | | induction material |
| – Proper waste management must be implemented, ensuring no toxic or dangerous substances are accessible to wildlife. This should also apply to stockpiles of new and used materials to ensure that they do not become a hazard. | Contractor | Compile a waste management plan for implementation during the construction phase | During the construction phase | ECO | Monthly | Waste management plan available on site and waste is being managed in accordance with the plan |
| – No collecting, hunting or poaching of any animal species should take place. Report any mortality of protected species to conservation authorities. | cEO | Requirement for induction of all staff prior to entry, in particular about the collection, hunting or harvesting of and animals | Duration of the project | ECO | Monthly | No evidence of fauna mortality, and induction roster of all staff completed, maintained and available on site |
| – Appropriate lighting should be installed to minimize impacts on nocturnal animals, as per visual specialist assessment. | Developer, Contractor | Include lighting specifications in the contractor's pack | Prior to construction and during construction | ECO | Monthly | Lighting specifications include in contractor's pack Appropriate lighting utilised on site |

| Impact Management Actions | Implementation | | | Monitoring | | |
|--|-----------------------|--|---|--------------------|-----------|--|
| | Responsible person | Method of implementation | Timeframe for implementation | Responsible person | Timeframe | Evidence of compliance |
| - Construction activities should not be undertaken at night. | Developer, Contractor | Include working hours in contractor's pack | Prior to construction and during construction | ECO | Monthly | No evidence of construction activities being undertaken at night |

7.2 Aquatic Ecology

Impact management outcome: Watercourse disturbance/loss is reduced

| Impact Management Actions | Implementation | | | Monitoring | | |
|--|--------------------|--|------------------------------------|--------------------|---------------------------------|---|
| | Responsible person | Method of implementation | Timeframe for implementation | Responsible person | Frequency | Evidence of compliance |
| - Avoid direct impacts to water resources and their associated 50m buffer width. | cEO, Contractor | Demarcate the delineated water resources | Duration of the construction phase | ECO | Monthly | Delineated water resources are appropriately demarcated and no direct impact to these resources and the associated buffer is observed |
| - Clearly demarcate the construction footprint and restrict all construction activities to within the proposed infrastructure area. Minimize the disturbance footprint and unnecessary | Contractor | Demarcate the construction footprint | During the construction phase | ECO | Weekly and as and when required | No construction activities are taking place outside the proposed infrastructure area |

| Impact Management Actions | Implementation | | | Monitoring | | |
|--|-----------------------------|---|--|--------------------|-----------|--|
| | Responsible person | Method of implementation | Timeframe for implementation | Responsible person | Frequency | Evidence of compliance |
| clearing of vegetation outside of the construction footprint. | | | | | | |
| – When clearing vegetation, allow for some vegetation cover as opposed to bare areas. | Contractor | Compile method statement for the clearing of vegetation | During the construction phase | ECO | Monthly | Method statement for the clearing of vegetation available on site |
| – Use the shapefiles to signpost the edge of the watercourses closest to site. Place the sign 50 m from the edge (stating this is the buffer zone). Label these areas as environmentally sensitive areas, keep out | Design Engineer, Contractor | Layout design should consider the watercourses identified as part of the BA process and the delineated water courses and their buffers should be demarcated | Prior to and during the construction phase | ECO | Monthly | Layout avoids water courses and their buffers, and delineated water resources are appropriately demarcated |
| – All activities (including driving) must adhere to the respective buffer areas. | Contractor | Toolbox talks should include topic on the avoidance of water courses and their buffer areas | During the construction phase | ECO | Monthly | Toolbox talks include topic on the avoidance of water resources and their buffer areas |
| – All alien vegetation within the site should be managed in terms of the Regulation GNR.1048 of 25 May 1984 (as amended) | Contractor, CEO | Prepare an alien plant management plan for | Prior to construction | ECO | Monthly | Alien plant management plan available on site |

| Impact Management Actions | Implementation | | | Monitoring | | |
|--|--------------------|--|------------------------------|--------------------|-----------|---------------------------------------|
| | Responsible person | Method of implementation | Timeframe for implementation | Responsible person | Frequency | Evidence of compliance |
| issued in terms of the CARA and IAP regulations. | | implementation during the construction phase | | | | |
| – Landscape and re-vegetate all denuded areas as soon as possible. | Contractor, CEO | Prepare a rehabilitation plan for the site | Prior to construction | ECO | Monthly | Rehabilitation plan available on site |

Impact management outcome: Minimised impacts on surface water quality and runoff, erosion and sedimentation are reduced

| Impact Management Actions | Implementation | | | Monitoring | | |
|---|--------------------|---|-------------------------------|--------------------|-----------|---|
| | Responsible person | Method of implementation | Timeframe for implementation | Responsible person | Frequency | Evidence of compliance |
| – The contractors used for the construction phase should have spill kits available onsite prior to construction to ensure that any fuel, oil or hazardous substance spills are cleaned-up and discarded correctly | Developer | Make contractors aware of the requirement for a spill kit on site | Construction phase | ECO | Monthly | Visual observation of spills kits |
| – During construction activities, all rubble generated must be kept in a skip (or similar) and removed from the site to a licensed facility. | Contractor | Provision of appropriate skips which are strategically placed | During the construction phase | ECO | Weekly | Appropriate skips are available throughout the site |

| Impact Management Actions | Implementation | | | Monitoring | | |
|---|--------------------|--|---|--------------------|-----------|--|
| | Responsible person | Method of implementation | Timeframe for implementation | Responsible person | Frequency | Evidence of compliance |
| | | throughout the site Disposal of general waste at licensed waste disposal facilities must be undertaken as per the waste management plan | | | | Disposal certificates of disposal at licensed facilities to be provided |
| – All chemicals and toxicants to be used for the construction must be stored in a bunded area. | Contractor | Ensure that storage areas are impermeable and are sufficiently bunded, and have sumps and roofing | During the Construction Phase | ECO | Monthly | Photographic proof that storage areas are impermeable, and have bunds, sumps and roofing |
| – All machinery and equipment should be inspected regularly for faults and possible leaks, these should be serviced off-site at designed areas. | Contractor, cEO | Make contractors aware of the requirement for regular inspection of their machinery and equipment | Prior to construction and during construction | ECO | Monthly | Inspection checklists available on request |

| Impact Management Actions | Implementation | | | Monitoring | | |
|--|--------------------|--|-----------------------------------|--------------------|-----------|--|
| | Responsible person | Method of implementation | Timeframe for implementation | Responsible person | Frequency | Evidence of compliance |
| – Adequate sanitary facilities and ablutions on the servitude must be provided for all personnel throughout the project area. Use of these facilities must be enforced (these facilities must be kept clean so that they are a desired alternative to the surrounding vegetation). | Contractor | Ablution facilities must be provided and must be placed appropriately and in areas which avoid environmental sensitivities | During the Construction Phase | ECO | Weekly | Ablution facilities are installed and avoid environmental sensitivities |
| – All contractors and employees should undergo induction which is to include a component of environmental awareness. The induction is to include aspects such as the need to avoid littering, the reporting and cleaning of spills and leaks and general good “housekeeping”. | cEO and Contractor | Prepare induction material which includes environmental awareness | Pre-construction and Construction | ECO | Monthly | Register of attendance available on request |
| – During construction activities, all rubble generated must be kept in a skip (or similar) and the removed from the site to a licensed facility. | Contractor, cEO | Develop and implement a waste management plan for the site. | Pre-construction and Construction | ECO | Monthly | Waste managed in accordance with the waste management plan for the site. |
| – All removed soil and material stockpiles must be protected from erosion, stored on flat areas where run-off will be minimised, and be surrounded by bunds. | Contractor | Prepare a method statement for the handling of soil | During the construction phase | ECO | Monthly | Method statement available on file at the site |

| Impact Management Actions | Implementation | | | Monitoring | | |
|--|--------------------|--|-----------------------------------|--------------------|-----------|--|
| | Responsible person | Method of implementation | Timeframe for implementation | Responsible person | Frequency | Evidence of compliance |
| – No dumping of material on site may take place. | Contractor | Toolbox talks must include topics on the handling of waste material | During the construction pahse | ECO | Monthly | No dumping of material observed on site Register of attendance of toolbox talks on the handling of waste material available on site |
| – All waste generated on site during construction must be adequately managed. Separation and recycling of different waste materials should be supported. | Contractor, cEO | Develop and implement a waste management plan for the site. | Pre-construction and Construction | ECO | Monthly | Waste managed in accordance with the waste management plan for the site. |
| – Landscape and re-vegetate all unnecessarily denuded areas as soon as possible. | Contractor | Develop and implement a rehabilitation plan for the rehabilitation of all disturbed areas. | Pre-construction & Rehabilitation | ECO | Weekly | Rehabilitation of the disturbed areas is undertaken as per the rehabilitation plan. |

7.3 Avifauna

Impact management outcome: Displacement of priority species due to disturbance associated with construction of the Pixley Park PV plants and associated infrastructure

| Impact Management Actions | Implementation | | | Monitoring | | |
|---|--------------------|--|--------------------------------|--------------------|--|--|
| | Responsible person | Method of implementation | Timeframe for implementation | Responsible person | Frequency | Evidence of compliance |
| – Construction activity should be restricted to the immediate footprint of the infrastructure. | cEO, Contractor | Visual inspection of the construction activities to observe whether they remain within the defined footprint area Demarcate project footprint | Duration of construction phase | ECO | Monthly | No evidence of construction activity outside the immediate footprint of the infrastructure |
| – Access to the remainder of the site should be strictly controlled to prevent unnecessary disturbance of priority species. | cEO, Contractor | Demarcate sensitive areas to restrict access to these areas | Duration of construction phase | ECO | Monthly | Sensitive areas appropriately demarcated and fenced off for the duration of the construction phase |
| – Conduct a pre-construction inspection (avifaunal walk-through) of the final central collector substation layout and power line alignment to identify priority species that may be breeding within the substation area and to record the status of the eagle nests on the existing transmission power lines. If a nest is occupied, the avifaunal specialist must consult with the contractor to find ways of minimising the potential disturbance to the breeding pair of eagles during the construction period. This could include measures such as delaying some of the activities until after the breeding season. | DPM | Appoint a qualified avifauna specialist to conduct a pre-construction walk-through of the final central collector substation layout | Pre-construction | ECO | Once off at the commencement of construction | Walk-through report available on file |

| Impact Management Actions | Implementation | | | Monitoring | | |
|--|--------------------|---|-------------------------------|--------------------|----------------------------------|--|
| | Responsible person | Method of implementation | Timeframe for implementation | Responsible person | Frequency | Evidence of compliance |
| – Measures to control noise and dust should be applied according to current best practice in the industry | Contractor | Ensure that measures to control noise and dust are applied throughout construction | During the construction phase | ECO | Monthly | No noise or dust complaints reported |
| – Maximum use should be made of existing access roads and the construction of new roads should be kept to a minimum. | Contractor | Existing access routes to be used must be specified and the development of new roads must be avoided as far as possible | Construction | cEO | Weekly | Implementation of the approved layout |
| – Vegetation clearance should be limited to what is absolutely necessary. | cEO and contractor | Demarcate areas of indigenous vegetation to be avoided before clearance is undertaken | During the construction phase | ECO | Weekly, and as and when required | No unnecessary clearance of indigenous vegetation is undertaken |
| – The recommendations of the ecological and botanical specialist studies must be strictly implemented, especially as far as limitation of the construction footprint is concerned. | CEO, Contractor | Implement the recommendation of the specialist of the ecological and botanical reports. | During the construction phase | ECO | Monthly | Evidence of implementation through pictures |
| – A 750m all infrastructure exclusion zone must be implemented around the Jackal Buzzard nest Caroluspoort at 30°39'54.80"S 24° 9'37.22"E and | cEO, Contractor | Demarcate areas to avoid the sites | During the construction phase | ECO | Monthly | No go zone around the nests. Pictures of the sites. No construction or |

| Impact Management Actions | Implementation | | | Monitoring | | |
|--|--------------------|--------------------------|------------------------------|--------------------|-----------|---------------------------|
| | Responsible person | Method of implementation | Timeframe for implementation | Responsible person | Frequency | Evidence of compliance |
| Jackal Buzzard nest Wag ten Bittje at 30°41'50.20"S 24°7'47.94"E | | | | | | disturbance to the sites. |

Impact management outcome: During construction: Displacement of priority species due to habitat transformation associated with construction of the Pixley Park PV plants and associated infrastructure.

| Impact Management Actions | Implementation | | | Monitoring | | |
|---|--------------------|--|-------------------------------|--------------------|-----------|--|
| | Responsible person | Method of implementation | Timeframe for implementation | Responsible person | Frequency | Evidence of compliance |
| – A 200m solar panel free buffer zone must be implemented around dams, wetlands, and drainage lines. | Contractor | Demarcate areas to avoid the sites | During the construction phase | ECO | Monthly | No go zone around the nests. Pictures of the sites. No construction or disturbance to the sites. |
| – Maximum used should be made of existing access roads and the construction of new roads should be kept to a minimum. | cEO, Contractor | Use the existing access roads to the site in the area. | Construction phase | ECO | Monthly | Use the existing access roads. |
| – The mitigation measures proposed by the biodiversity and vegetation specialists must be strictly implemented. | cEO, Contractor | Implement proposed mitigation measures from the specialist reports | Construction phase | ECO | Monthly | Evidence of implementation through pictures |

7.4 Land Use, Soils and Agricultural Potential

Impact management outcome: Minimise loss of land capability

| Impact Management Actions | Implementation | | | Monitoring | | |
|--|--------------------|---|-------------------------------|--------------------|----------------------|---|
| | Responsible person | Method of implementation | Timeframe for implementation | Responsible person | Frequency | Evidence of compliance |
| <ul style="list-style-type: none"> Prevent any spills from occurring. Machines must be parked within hard park areas and must be checked daily for fluid leaks. | Contractor cEO | Vehicle and equipment storage areas must have hard surfaces and must be appropriately bundled. | During the construction phase | ECO | Monthly | <p>Vehicle and equipment storage areas have hard surfaces and are appropriately bundled.</p> <p>No spills recorded in the site incident register.</p> |
| <ul style="list-style-type: none"> Proper invasive plant control must be undertaken quarterly. | Contractor cEO | Ensure that invasive plant control is undertaken on an ongoing basis (at least quarterly). | During the construction phase | ECO | As and when required | <p>Photographic proof of invasive plant control being undertaken on site.</p> |
| <ul style="list-style-type: none"> All excess soil (soil that are stripped and stockpiled to make way for foundations) must be stored, continuously managed / maintained to be used for rehabilitation of eroded areas. | Contractor cEO | Development a procedure for the removal, handling, and storage of soil and ensure implementation of this procedure during the construction phase. | During the construction phase | ECO | Monthly | <p>Copy of procedure for the removal, handling, and storage of soil provided during the review.</p> <p>Visual observation of appropriate soil storage and handling practices on site.</p> |

| Impact Management Actions | Implementation | | | Monitoring | | |
|--|-------------------------|--|---|--------------------|----------------------|---|
| | Responsible person | Method of implementation | Timeframe for implementation | Responsible person | Frequency | Evidence of compliance |
| – Rip all compacted areas outside of the developed areas that have been compacted. | Contractor cEO | Ensure that ripping is undertaken on all compacted areas outside of the development areas. | Following completion of the construction phase. | ECO | Monthly | Visual observation of ripping being undertaken on compacted areas outside the development areas. |
| – Ripping must be done by means of a commercial ripper that has at least two rows of tines. | Contractor Developer | Utilise a commercial ripper with at least two rows of tines for ripping purposes. | During the construction phase | ECO | As and when required | Ripping undertaken using a commercial ripper with at least two rows of tines. |
| – Ripping must take place between 1 and 3 days after seeding and following a rainfall event (seeding must therefore be carried out directly after a rainfall event). | Contractor cEO | Ensure that ripping is undertaken between 1 and 3 days after seeding and following a rainfall event. | During the construction phase | ECO | As and when required | Visual observation of ripping being undertaken between 1 and 3 days after seeding and following a rainfall event. |

7.5 Heritage

Impact management outcome: Impacts on archaeological and palaeontological heritage resources are reduced

| Impact Management Actions | Implementation | | | Monitoring | | |
|---|---|---|--------------------------------|--------------------|------------------------------|--|
| | Responsible person | Method of implementation | Timeframe for implementation | Responsible person | Frequency | Evidence of compliance |
| – Should any significant archaeological resources be uncovered during the course of the construction phase, work must cease in the area of the find and SAHRA must be contacted regarding an appropriate way forward. | Contractor, cEO, Specialist (if required) | If any evidence of unrecorded archaeological resources or | Duration of Construction Phase | ECO, cEO | Ongoing (cEO), Monthly (ECO) | Evidence of communication with SAHRA where any evidence of |

| Impact Management Actions | Implementation | | | Monitoring | | |
|---|-----------------------|---|-------------------------------|--------------------|-----------|--|
| | Responsible person | Method of implementation | Timeframe for implementation | Responsible person | Frequency | Evidence of compliance |
| | | possible burials is observed during the course of construction activities, all work must cease immediately within the vicinity of the find and the find be reported to the SAHRA. | | | | unrecorded archaeological resources or possible burials is found |
| <ul style="list-style-type: none"> - The Chance Fossil Finds Procedure must be implemented for the duration of construction activities: <ul style="list-style-type: none"> o Once alerted to fossil occurrence(s): alert site foreman, stop work in area immediately (N.B. safety first!), safeguard site with security tape / fence / sand bags if necessary. o Record key data while fossil remains are still in situ: <ul style="list-style-type: none"> * Accurate geographic location – describe and mark on site map / 1: 50 000 map / satellite image / aerial photo. * Context – describe position of fossils within stratigraphy (rock layering), depth below surface. * Photograph fossil(s) in situ with scale, from different angles, including images showing context (e.g. rock layering). o If feasible to leave fossils in situ: | Developer, Contractor | The chance fossil finds procedure must be include in the contractor's pack | During the construction phase | ECO | Monthly | Chance fossil finds procedure is included in the contractor's pack and evidence of implementation of the procedure is observed |

| Impact Management Actions | Implementation | | | Monitoring | | |
|--|--------------------|--------------------------|------------------------------|--------------------|-----------|------------------------|
| | Responsible person | Method of implementation | Timeframe for implementation | Responsible person | Frequency | Evidence of compliance |
| <ul style="list-style-type: none"> * Alert Heritage Resources Agency and project palaeontologist (if any) who will advise on any necessary mitigation. * Ensure fossil site remains safeguarded until clearance is given by the Heritage Resources Agency for work to resume. o If not feasible to leave fossils in situ (emergency procedure only): <ul style="list-style-type: none"> * Carefully remove fossils, as far as possible still enclosed within the original sedimentary matrix (e.g. entire block of fossiliferous rock). * Photograph fossils against a plain, level background, with scale. * Carefully wrap fossils in several layers of newspaper / tissue paper / plastic bags. * Safeguard fossils together with locality and collection data (including collector and date) in a box in a safe place for examination by a palaeontologist. * Alert Heritage Resources Agency and project palaeontologist (if any) who will advise on any necessary mitigation. o If required by Heritage Resources Agency, ensure that a suitably-qualified specialist palaeontologist is appointed as soon as possible by the developer. <p>Implement any further mitigation measures proposed by the palaeontologist and Heritage Resources Agency.</p> | | | | | | |

| Impact Management Actions | Implementation | | | Monitoring | | |
|---|--------------------|--------------------------|--|--------------------|------------------------------|--|
| | Responsible person | Method of implementation | Timeframe for implementation | Responsible person | Frequency | Evidence of compliance |
| - A 100m no-go development area must be implemented around site 014 | Contractor, cEO, | Demarcate the area | Duration of Construction Phase and operation phase | ECO, cEO | Ongoing (cEO), Monthly (ECO) | Photos of the site showing no construction or disturbance near the area. |

7.6 Visual

Impact management outcome: Visual impact of construction activities on sensitive visual receptors, and the potential impact on the sense of place is reduced.

| Impact Management Actions | Implementation | | | Monitoring | | |
|---|--|---|---|--------------------|---------------------------------|---|
| | Responsible person | Method of implementation | Timeframe for implementation | Responsible person | Frequency | Evidence of compliance |
| - Retain and maintain natural vegetation immediately adjacent to the development footprint. | Project proponent/ design consultant Contractor cEO | Visual inspection of the layout to ensure that vegetation immediately adjacent to the development footprint will not be disturbed Ensure that natural vegetation immediately adjacent to the development footprint/servitude | Prior to construction and during construction | ECO | Ongoing throughout construction | Onsite evidence that natural vegetation immediately adjacent to the development footprint/servitude is retained and maintained. |

| Impact Management Actions | Implementation | | | Monitoring | | |
|---|--|--|---|--------------------|--|--|
| | Responsible person | Method of implementation | Timeframe for implementation | Responsible person | Frequency | Evidence of compliance |
| | | is retained and maintained. | | | | |
| – Ensure that vegetation is not unnecessarily removed during the construction phase. | Contractor cEO | Visual inspection of the project site to ensure that no unnecessary vegetation clearance is being undertaken. Include this mitigation in the contractor's environmental awareness training. | During construction | ECO | Daily, during the vegetation clearance phase and monthly thereafter | Onsite evidence that not unnecessary vegetation clearance is being undertaken. |
| – Plan the placement of laydown areas and temporary construction equipment camps in order to minimise vegetation clearing (i.e., in already disturbed areas) wherever possible. | Project proponent/ design consultant Contractor cEO | Ensure that temporary construction infrastructure in the final layout is placed within already disturbed areas, where possible. Ensure that temporary construction infrastructure is established within | Prior to construction and during construction | ECO | Once-off review of the final layout prior to construction and as and when required during the construction phase | Photographic proof that temporary construction infrastructure is placed in already disturbed areas, where possible. Final layout shows placement of temporary construction infrastructure |

| Impact Management Actions | Implementation | | | Monitoring | | |
|--|--------------------|--|------------------------------------|--------------------|-----------|--|
| | Responsible person | Method of implementation | Timeframe for implementation | Responsible person | Frequency | Evidence of compliance |
| | | already disturbed areas, where possible, during the construction phase. | | | | within already disturbed areas. |
| – Restrict the activities and movement of construction workers and vehicles to the immediate construction site and existing access roads. | Contractor | Demarcate construction site to restrict movement within the construction site and immediate area. Inform the contractors, through inclusion of this condition in the environmental awareness training and contractor's packs, that movement should be restricted to existing access roads. | Duration of the construction phase | ECO | Monthly | Reduced duration of the construction phase. Copy of construction programme provided during audit |
| – Ensure that rubble, litter, and disused construction materials are appropriately stored (if not removed daily) and then disposed regularly at licensed waste facilities. | Contractor | Waste to be appropriately stored in designated areas. Disposal of waste at licensed waste disposal facilities | Duration of the construction phase | ECO | Monthly | Appropriate storage of waste in designated areas. Disposal certificates of disposal at |

| Impact Management Actions | Implementation | | | Monitoring | | |
|---|--------------------------------|--|--------------------------------------|--------------------|----------------------|---|
| | Responsible person | Method of implementation | Timeframe for implementation | Responsible person | Frequency | Evidence of compliance |
| | | must be undertaken as per the waste management plan | | | | licensed facilities to be provided |
| – Reduce and control construction dust using approved dust suppression techniques as and when required (i.e. whenever dust becomes apparent). | Contractor | Apply appropriate dust suppression techniques. | Duration of the construction phase | ECO | Weekly | Contractor to provide proof of use of appropriate dust suppression technique. Photographic evidence that dust suppression is being undertaken on site |
| – Restrict construction activities to daylight hours whenever possible in order to reduce lighting impacts. | Developer Contractor cEO | Ensure that working hours are clearly communicated to construction workers and that the working hours are restricted to daylight hours and are adhered to. | Duration of the construction phase | ECO | Daily | Limited construction activities taking place at night. |
| – Rehabilitate all disturbed areas immediately after the completion of construction works. | Contractor cEO | Ensure that disturbed areas are rehabilitated immediately after completion of construction works | Following completion of construction | ECO | As and when required | Visual observation that disturbed areas are rehabilitated immediately after the |

| Impact Management Actions | Implementation | | | Monitoring | | |
|---------------------------|--------------------|---|------------------------------|--------------------|-----------|-----------------------------------|
| | Responsible person | Method of implementation | Timeframe for implementation | Responsible person | Frequency | Evidence of compliance |
| | | and that this is communicated to the contractor. Develop and implement a rehabilitation plan for the site. | | | | completion of construction works. |

7.7 Socio-Economic

Impact management outcome: Enhanced socio-economic development and reduction in potential negative social impacts.

| Impact Management Actions | Implementation | | | Monitoring | | |
|---|--------------------|--|------------------------------|--------------------|---|---|
| | Responsible person | Method of implementation | Timeframe for implementation | Responsible person | Frequency | Evidence of compliance |
| – Where reasonable and practical, the proponent should appoint local contractors and implement a 'locals first' policy, especially for semi and low-skilled job categories. However, due to the low skills levels in the area, the majority of skilled posts are likely to be filled by people from outside the area. | Developer | Develop and implement a "locals first" policy for the provision of employment opportunities | Prior to construction | ECO | Once, prior to the commencement of construction and monthly during the construction phase | The "locals first" policy is considered in terms of the employment and training opportunities |
| – Where feasible, efforts should be made to employ local contactors that are compliant with Broad Based Black Economic Empowerment (BBBEE) criteria. | Developer | Develop and implement a "locals first" policy for the provision of employment opportunities that | Prior to construction | ECO | Once, prior to the commencement of construction and monthly during the | The "locals first" policy is considered in terms of the employment and gives first |

| | | | | | | |
|---|-----------|--|-----------------------|-----|---|--|
| | | states that first preference will be given to contractors that are compliant with BBBEE criteria | | | construction phase | preference to contractors that are compliant with BBBEE criteria |
| – Before the construction phase commences the proponent should meet with representatives from the ELM to establish the existence of a skills database for the area. If such a database exists it should be made available to the contractors appointed for the construction phase. | Developer | Identify and implement appropriate strategies for communication with representatives from the MLM | Prior to construction | ECO | Once, prior to the commencement of construction and monthly during the construction | Communication is undertaken as per the identified strategies and evidence of the meeting with the MLM (meeting minutes) is provided during the audit |
| – The local authorities, community representatives, and organisations on the interested and affected party database should be informed of the final decision regarding the project and the potential job opportunities for locals and the employment procedures that the proponent intends following for the construction phase of the project. | Developer | Identify and implement appropriate strategies to communicate the availability of job opportunities to interested and affected parties and ensure that all interested and affected parties are aware of the job opportunities associated with the project | Prior to construction | ECO | Once, prior to the commencement of construction and monthly during the construction | Evidence indicating that interested and affected parties were informed of the job opportunities is provided during the audit |

| | | | | | | |
|--|-----------|---|---------------------------------|-----|---|--|
| <p>– Where feasible, training and skills development programmes for locals should be initiated prior to the initiation of the construction phase.</p> | Developer | Develop and implement a "locals first" policy for the provision of employment opportunities | Pre-construction & Construction | ECO | Once, prior to the commencement of construction and monthly during the construction phase | The "locals first" policy is considered in terms of the employment and training opportunities |
| <p>– The recruitment selection process should seek to promote gender equality and the employment of women wherever possible.</p> | Developer | Develop and implement a "locals first" policy for the provision of employment opportunities and ensure that the policy promotes gender equality and women empowerment | Pre-construction & Construction | ECO | Once, prior to the commencement of construction and monthly during the construction phase | The "locals first" policy, which promotes gender equality and women empowerment is considered in terms of the employment |
| <p>– The proponent should liaise with the ELM with regards the establishment of a database of local companies, specifically BBEE companies, which qualify as potential service providers (e.g., construction companies, catering companies, waste collection companies, security companies etc.) prior to the commencement of the tender process for construction contractors. These companies should be notified of the tender process and invited to bid for project-related work.</p> | Developer | Establish communication channels with the ULM | Pre-construction & Construction | ECO | Once, prior to the commencement of construction and monthly during the construction phase | Documentary evidence indicating liaison between the developer and the ULM |
| <p>– Where possible, the proponent should make it a requirement for contractors to implement a 'locals first' policy for construction jobs, specifically for semi and low-skilled job categories.</p> | Developer | Develop and implement a "locals first" policy for the provision of employment opportunities | Pre-construction & Construction | ECO | Once, prior to the commencement of construction and monthly during the construction phase | The "locals first" policy is considered in terms of the employment |

| | | | | | | |
|---|--|---|---|-----|---|--|
| - Ongoing consultation with stakeholders must be undertaken throughout the construction phase. | Developer | Establish communication channels with stakeholders and implement a grievance mechanism | During the construction phase | ECO | Monthly | Documentary evidence indicating liaison between the developer and stakeholders |
| - The proponent and the contractor(s) should develop a code of conduct for the construction phase. The code should identify which types of behaviour and activities are not acceptable. Construction workers in breach of the code should be dismissed. All dismissals must comply with the South African labour legislation. | Developer, in consultation with the Monitoring Forum | Develop and implement code of conduct for the construction phase | Prior to construction and during the construction phase | ECO | Monthly | Code of conduct evident during audit |
| - The proponent and the contractor should implement an HIV/AIDS awareness programme for all construction workers at the outset of the construction phase. | cEO / Contractor in consultation with the ECO | The effects of sexually transmitted diseases and HIV/AIDS must be covered in the Environmental Awareness Training | Pre-construction & Construction | ECO | Once, prior to the commencement of construction and monthly during construction | Environmental awareness training material requirements checklist |
| - The contractor should provide transport for workers to and from the site on a daily basis. This will enable the contractor to effectively manage and monitor the movement of construction workers on and off the site. | cEO | Provide daily transport to and from site for employees | During the Construction Phase | ECO | Monthly, and as and when required | Proof of transportation services provided |
| - The contractor must ensure that all construction workers from outside the area are transported back to their place of residence within 2 days for their contract coming to an end. | cEO | Provide transport from site to employees within 2 days of their contract coming to an end | Towards the end of the construction phase | ECO | As and when required, towards the end of the construction phase | Proof of transportation services provided |
| - It is recommended that no construction workers, with the exception of security personnel, should be permitted to stay over-night on the site. | Not Applicable - no on-site housing is envisaged with daily commute to and from site expected of construction staff. | | | | | |

| | | | | | | |
|--|---------------------------|---|---|---------------------------------------|-----------------------------------|---|
| - The proponent should enter into an agreement with the local farmers in the area whereby damages to farm property etc. during the construction phase will be compensated for. The agreement should be signed before the construction phase commences. | DPM Contractor | Develop agreements for compensation for the damage of farm property etc. with the affected landowners. Ensure that agreements are approved and signed | Pre-construction | dEO ECO | Once, prior to construction | Availability of approved and signed agreements |
| - Traffic movement and construction related activities should be contained within clearly designated areas. | Contractor, cEO | Ensure that traffic and activities are contained within designated areas | During the construction phase | ECO | Weekly | Traffic and activities are contained within designated areas |
| - Strict traffic speed limits must be enforced on the farm. | cEO / dEO / Contractor | Inform all drivers of speed limits and place appropriate signage along the relevant roads | During the construction and operation phase | ECO Operation and Maintenance team | Monthly | No complaints regarding speeding on site are received |
| - All farm gates must be closed after passing through. | DSS and Contractor | Ensure farm gates are closed after passing through as required through the implementation of a formalised process | During the construction phase | cEO | Weekly and as and when required | Farm gates are closed after passing through and no complaints from landowners are received. |
| - Contractors appointed by the proponent should provide daily transport for low and semi-skilled workers to and from the site. This would reduce the potential risk of trespassing on the remainder of the farm and adjacent properties. | cEO | Provide daily transport to and from site for employees | During the construction phase | ECO | Monthly, and as and when required | Proof of transportation services provided during audit |
| - The proponent should hold contractors liable for compensating farmers and communities in full for any | DPM Contractor | Develop agreements with | Pre-construction | dEO | Once, prior to construction | Availability of approved and |

| | | | | | | |
|---|---|--|--|---------------|---|--|
| <p>stock losses and/or damage to farm infrastructure that can be linked to construction workers. This should be contained in the Code of Conduct to be signed between the proponent, the contractors' and neighbouring landowners. The agreement should also cover loses and costs associated with fires caused by construction workers or construction related activities (see below).</p> | | <p>the contractors regarding their liability for compensating farmers and communities in full for any stock losses and/or damage to farm infrastructure that can be linked to construction workers. Ensure that agreements are approved and signed</p> | | ECO | | signed agreement |
| <p>– The Environmental Management Plan (EMP) must outline procedures for managing and storing waste on site, specifically plastic waste that poses a threat to livestock if ingested.</p> | cEO | <p>Ensure that the EMP contains measures for managing and storing waste on site</p> | Pre-construction and during the construction and operation phase | dEO, ECO, cEO | Once, at the onset of the construction phase, and again on the onset of the operation phase | Measures for managing and storing waste included in the EMP and the implementation thereof observed during audit |
| <p>– Contractors appointed by the proponent must ensure that all workers are informed at the outset of the construction phase of the conditions contained on the Code of Conduct, specifically consequences of stock theft and trespassing on adjacent farms.</p> | cEO and Contractor in consultation with the ECO | <p>Compile a Code of Conduct for staff. Ensure that the conditions of the Code of Conduct are communicated staff at the outset of construction</p> | Pre-construction | ECO | Once, prior to the commencement of construction | No complaints registered in this regard |
| <p>– Contractors appointed by the proponent must ensure that construction workers who are found guilty of stealing livestock and/or damaging farm infrastructure</p> | Developer | <p>Compile a Code of Conduct for staff. Ensure that any</p> | During the construction phase | ECO | As and when necessary | No complaints from dismissed staff |

| | | | | | | |
|---|--|---|---|-------------|--|--|
| are dismissed and charged. This should be contained in the Code of Conduct. All dismissals must be in accordance with South African labour legislation. | | dismissals are done in accordance with South African labour legislation | | | | Code of Conduct observed during audit |
| - No construction workers, with the exception of security personnel, should be permitted to stay over-night on the site. | Not Applicable - no on-site housing is envisaged with daily commute to and from site expected of construction staff. | | | | | |
| - Contractor should ensure that open fires on the site for cooking or heating are not allowed except in designated areas. | ECO / cEO / dEO | Hold environmental awareness training workshops. Training material should include the fact that open fires for cooking or heating are prohibited, in designated areas | Pre-construction construction and operations | ECO dEO | Monthly and as and when required | Attendance register and training minutes / notes for the record |
| - Smoking on site should be confined to designated areas. | | Erect signage indicating designated smoking areas, and ensure that smoking is only confined to these areas | Construction and operations | ECO dEO cEO | Monthly, and as and when required | Photographic evidence of signage indicating designated smoking areas |
| - Contractor to ensure that construction related activities that pose a potential fire risk, such as welding, are effectively managed and are confined to areas where the risk of fires has been reduced. Measures to reduce the risk of fires include avoiding working in high wind conditions when the risk of fires is greater. In this regard special care should be taken during the high risk dry, windy winter months. | dEO / cEO / Contractor | Ensure that construction related activities that pose a potential fire risk, such as welding, are effectively managed and are confined to areas where the risk of | Pre-construction, construction and operations | ECO | Prior to the commencement of the environmental awareness training, once during the construction phase and once | No fire outbreaks occurred Environmental awareness training material observed |

| | | | | | | |
|---|--------------------|---|-------------------------------|------------|---|---|
| | | fires has been reduced Develop environmental awareness training material which covers conditions under which work should not be undertaken to reduce the risk of fires | | | during the operation phase | |
| - Contractor should provide adequate fire-fighting equipment on-site, including a fire fighting vehicle. | Contractor | The site must be fitted with adequate fire-fighting equipment | During the Construction Phase | ECO | Monthly | Adequate fire-fighting equipment is available and has been serviced |
| - Contractor to provide fire-fighting training to selected construction staff. | cEO and Contractor | Provide training on the use of fire-fighting equipment to the relevant employees | Pre-construction | ECO | Once, prior to the commencement of construction | Proof of training to be provided by the contractor |
| - As per the conditions of the Code of Conduct, in the event of a fire being caused by construction workers and or construction activities, the appointed contractors must compensate farmers for any damage caused to their farms. The contractor should also compensate the fire-fighting costs borne by farmers and local authorities. | DPM Contractor | Develop agreements with the contractors regarding their liability for damage as a result of fires caused by construction workers and or construction activities. Ensure | Pre-construction | dEO ECO | Once, prior to construction | Availability of approved and signed agreement |

| | | | | | | |
|---|------------------------|---|------------------------------------|---|---|--|
| | | that agreements are approved and signed | | | | |
| - Dust suppression measures must be implemented on un-surfaced roads, such as wetting on a regular basis and ensuring that vehicles used to transport sand and building materials are fitted with tarpaulins or covers. | Contractor | Appropriate dust suppression measures are implemented | During the construction phase | cEO, ECO | Weekly | Photographic record of measures being implemented and the results thereof |
| - All vehicles must be road-worthy, and drivers must be qualified and made aware of the potential road safety issues and need for strict speed limits. | cEO / dEO / Contractor | Regular inspection of vehicles Inform all drivers of speed limits and place appropriate signage along the relevant roads | During construction and operations | ECO Operation and Maintenance team | Monthly | No complaints from community members are submitted Vehicle inspection checklists available |
| - An Environmental Control Officer (ECO) should be appointed to monitor the construction phase. The Environmental Control Officer (ECO) should conduct regular inspections (daily or weekly) of affected farms to ensure farm gates are closed and damage to fences is addressed timeously. | Developer | Ensure that an ECO is appointed prior to the commencement of construction activities | Pre-construction | cEO | Once, prior to construction | Appointment letter provided for review |
| - Ongoing communication with landowners and road users during the construction period. | dEO / cEO | Identify and implement appropriate strategies for communication with landowners and road users | Pre-construction & Construction | ECO | Once, prior to the commencement of construction and monthly during the construction | Communication is undertaken as per the identified strategies and no complaints are submitted regarding communication |
| - Establishment of a Grievance Mechanism that provides local farmers and other road users with an | Contractor | Development and implement a | Pre-construction & Construction | ECO | Once, prior to the commencement | Communication / liaison with |

| | | | | | | |
|--|------------|---|---|-----|---|---|
| effective and efficient mechanism to address issues related to construction related impacts, including damage to local gravel farm roads. | | Grievance Mechanism which provides procedures for communication / liaison with neighbouring landowners and residents | | | of construction and monthly during the construction phase | neighbouring landowners and residents are undertaken in line with the requirements of the Grievance Mechanism. No complaints on communication with neighbouring landowners and residents is submitted |
| – Repair of all affected road portions at the end of construction period where required. | dEO / cEO | Record the conditions of private roads to be used (prior to use) and get into an agreement with the landowner on requirement for repairing of the affected roads portions at the end of the construction period | During the construction phase and post-construction | ECO | Prior to the use of private roads and after completion of construction | Photographic record and proof of the road conditions pre-construction Agreement between the developer and landowner |
| – Implementation of a road maintenance programme throughout the construction phase to ensure that the affected roads are maintained in a good condition and repaired once the construction phase is completed. | Contractor | Develop and implement a road maintenance programme that provides procedures on how affected roads can | Pre-construction & Construction | ECO | Once, prior to the commencement of construction and monthly during the construction phase | Road maintenance programme available on file and no bad road conditions resulting from |

| | | | | | | |
|--|--|---------------------------------|--|--|--|--|
| | | be maintained in good condition | | | | the construction activities are observed |
|--|--|---------------------------------|--|--|--|--|

OPERATIONAL PHASE OUTCOMES AND ACTIONS

7.8 Ecology (Fauna and Flora)

Impact management outcome: Direct loss and/or fragmentation of indigenous natural vegetation is minimised

| Impact Management Actions | Implementation | | | Monitoring | | |
|--|------------------------------|---|---|--------------------|-----------|---|
| | Responsible person | Method of implementation | Timeframe for implementation | Responsible person | Timeframe | Evidence of compliance |
| – Restrict impact to development footprint only and limit disturbance creeping into surrounding areas. | Operator | Place a barricade around the development footprint to indicate that no disturbance is allowed beyond that point | During the operational phase | dEO | Monthly | No evidence of disturbance beyond the development footprint |
| – Protect sensitive features and habitats during operation activities. | Design Engineer and Operator | Develop a facility layout that avoids areas of high sensitivity Provide layout to the operator and demarcate areas of high sensitivity | Prior to and during the operational phase | dEO | Monthly | Infrastructure avoids areas of high sensitivity |

| Impact Management Actions | Implementation | | | Monitoring | | |
|--|--------------------|---|------------------------------|--------------------|-----------|---|
| | Responsible person | Method of implementation | Timeframe for implementation | Responsible person | Timeframe | Evidence of compliance |
| – Compile a rehabilitation plan | Operator, cEO | Make operator aware of the requirement for a rehabilitation plan for the site | During the operational phase | dEO | Monthly | Rehabilitation Plan available on request |
| – Implement Alien Plant Management Plan, including monitoring, to ensure minimal impacts on surrounding areas. | Operator, cEO | Make operator aware of the requirement for an alien plant management plan for the site | During the operational phase | dEO | Monthly | Alien Plant Management Plan available on request |
| – No additional clearing of vegetation should take place during the operation phase without a proper assessment of the environmental impacts and authorization from relevant authorities, unless for maintenance purposes, in which case all reasonable steps should be taken to limit damage to natural areas | Operator | Place a barricade around the development footprint to indicate that no disturbance is allowed beyond that point | During the operational phase | dEO | Monthly | No vegetation clearing observed beyond the barricaded development footprint |

Impact management outcome: Establishment and spread of declared weeds and alien invader plants is minimised

| Impact Management Actions | Implementation | | | Monitoring | | |
|--|--------------------|--|------------------------------|--------------------|-----------|--|
| | Responsible person | Method of implementation | Timeframe for implementation | Responsible person | Timeframe | Evidence of compliance |
| – Undertake regular monitoring to detect alien invasions early so that they can be controlled. | Operator | Prepare alien management plan for implementation for the duration of the operational phase | During the operational phase | dEO | Monthly | Alien Plant Management Plan available on request |

Impact management outcome: Runoff and erosion are reduced

| Impact Management Actions | Implementation | | | Monitoring | | |
|---|--------------------|---|------------------------------|--------------------|-----------|---|
| | Responsible person | Method of implementation | Timeframe for implementation | Responsible person | Timeframe | Evidence of compliance |
| – Compile and implement a stormwater management plan. | Operator | Make operator aware of the requirement for a stormwater management plan for the site | During the operational phase | dEO | Monthly | Stormwater Management Plan available on request |
| – Speed limits should be set for all roads on site, as well as access roads to the site. These limits should not exceed 40 km/h, but may be set lower, depending on local circumstances. Strict enforcement of speed limits should occur – install speed control measures, such as speed humps, if necessary. | Operator | Install speed signature throughout site, include speed limit into induction and ensure all staff entering site is aware of the requirement to | During the operational phase | dEO | Monthly | Minimal instances of speeding as observed on site during audits and as evidenced in the written log of warnings and |

| Impact Management Actions | Implementation | | | Monitoring | | |
|---|------------------------------|--|---|--------------------|--|---|
| | Responsible person | Method of implementation | Timeframe for implementation | Responsible person | Timeframe | Evidence of compliance |
| | | implement speed limits. Institute verbal and written warnings for violations and appropriate fines for repeat contraventions. Written log of fines and warning issued kept on site | | | | fines issued for contraventions |
| – Maintain adequate buffer zones around hydrological features so that these do not become degraded from runoff and erosion | Design Engineer and Operator | Ensure layout has been informed by the environmental sensitivities as determined by the environmental impact assessment and specialist studies | Prior to and during the operational phase | dEO | Once off review that the layout used is the approved one, and monthly thereafter | Hydrological features clearly demarcated No evidence of construction activities taking place within the 'no-go' areas during audit |
| – Surface runoff and erosion must be properly controlled during the operational phase, and any issues addressed as quickly as possible. | Contractor | Implement measures for the control and management of runoff | During the operation phase | dEO | Monthly | No mismanagement of runoff |

Impact management outcome: Minimal to no impacts to fauna species

| Impact Management Actions | Implementation | | | Monitoring | | |
|---|--------------------|---|------------------------------|--------------------|-----------|---|
| | Responsible person | Method of implementation | Timeframe for implementation | Responsible person | Timeframe | Evidence of compliance |
| – No dogs or other pets should be allowed on site, except those confined to landowners' dwellings. | Operator, cEO | Include topic on 'no dogs allowed on site' in induction training material | During the operational phase | dEO | Monthly | Topic on 'no dogs allowed on site' included in induction training material |
| – Personnel on site should undergo environmental induction training, including the need to abide by speed limits, the increased risk of collisions with wild animals on roads in rural areas. | cEO, Operator | Include topic on speed limits and collision with wild animals in induction material | During the operational phase | dEO | Monthly | Topic on speed limits and collision with wild animals included in induction material |
| – Proper waste management must be implemented, ensuring no toxic or dangerous substances are accessible to wildlife. This should also apply to stockpiles of new and used materials to ensure that they do not become a hazard. | Operator | Compile a waste management plan for implementation during the operational phase | During the operational phase | dEO | Monthly | Waste management plan available on site and waste is being managed in accordance with the plan |
| – No collecting, hunting or poaching of any animal species should take place. Report any mortality of protected species to conservation authorities. | cEO, Operator | Requirement for induction of all staff prior to entry, in particular about the collection, hunting or harvesting of and animals | Duration of the project | dEO | Monthly | No evidence of fauna mortality, and induction roster of all staff completed, maintained and available on site |

7.9 Aquatic Ecology

Impact management outcome: Establishment and spread of declared weeds and alien invader plants is minimised

| Impact Management Actions | Implementation | | | Monitoring | | |
|--|--------------------|--|------------------------------|--------------------|-----------|--|
| | Responsible person | Method of implementation | Timeframe for implementation | Responsible person | Timeframe | Evidence of compliance |
| – Undertake regular monitoring to detect alien invasions early so that they can be controlled. | Operator | Prepare alien management plan for implementation for the duration of the operational phase | During the operational phase | dEO | Monthly | Alien Plant Management Plan available on request |

Impact management outcome: Runoff and erosion are reduced

| Impact Management Actions | Implementation | | | Monitoring | | |
|---|--------------------|--|------------------------------|--------------------|-----------|---|
| | Responsible person | Method of implementation | Timeframe for implementation | Responsible person | Timeframe | Evidence of compliance |
| – Compile and implement a stormwater management plan. | Operator | Make operator aware of the requirement for a stormwater management plan for the site | During the operational phase | dEO | Monthly | Stormwater Management Plan available on request |

| Impact Management Actions | Implementation | | | Monitoring | | |
|--|------------------------------|--|---|--------------------|--|---|
| | Responsible person | Method of implementation | Timeframe for implementation | Responsible person | Timeframe | Evidence of compliance |
| <p>– Speed limits should be set for all roads on site, as well as access roads to the site. These limits should not exceed 40 km/h, but may be set lower, depending on local circumstances. Strict enforcement of speed limits should occur – install speed control measures, such as speed humps, if necessary.</p> | Operator | Install speed signature throughout site, include speed limit into induction and ensure all staff entering site is aware of the requirement to implement speed limits. Institute verbal and written warnings for violations and appropriate fines for repeat contraventions. Written log of fines and warning issued kept on site | During the operational phase | dEO | Monthly | Minimal instances of speeding as observed on site during audits and as evidenced in the written log of warnings and fines issued for contraventions |
| <p>– Maintain adequate buffer zones around hydrological features so that these do not become degraded from runoff and erosion</p> | Design Engineer and Operator | Ensure layout has been informed by the environmental sensitivities as determined by the environmental impact assessment and specialist studies | Prior to and during the operational phase | dEO | Once off review that the layout used is the approved one, and monthly thereafter | Hydrological features clearly demarcated No evidence of construction activities taking place within the 'no-go' areas during audit |

| Impact Management Actions | Implementation | | | Monitoring | | |
|---|--------------------|---|------------------------------|--------------------|-----------|----------------------------|
| | Responsible person | Method of implementation | Timeframe for implementation | Responsible person | Timeframe | Evidence of compliance |
| – Surface runoff and erosion must be properly controlled during the operational phase, and any issues addressed as quickly as possible. | Contractor | Implement measures for the control and management of runoff | During the operation phase | dEO | Monthly | No mismanagement of runoff |

Impact management outcome: Minimal to no impacts to fauna species

| Impact Management Actions | Implementation | | | Monitoring | | |
|---|--------------------|---|------------------------------|--------------------|-----------|--|
| | Responsible person | Method of implementation | Timeframe for implementation | Responsible person | Timeframe | Evidence of compliance |
| – Personnel on site should undergo environmental induction training, including the need to abide by speed limits, the increased risk of collisions with wild animals on roads in rural areas. | cEO, Operator | Include topic on speed limits and collision with wild animals in induction material | During the operational phase | dEO | Monthly | Topic on speed limits and collision with wild animals included in induction material |
| – Proper waste management must be implemented, ensuring no toxic or dangerous substances are accessible to wildlife. This should also apply to stockpiles of new and used materials to ensure that they do not become a hazard. | Operator | Compile a waste management plan for implementation during the operational phase | During the operational phase | dEO | Monthly | Waste management plan available on site and waste is being managed in accordance with the plan |

| Impact Management Actions | Implementation | | | Monitoring | | |
|--|--------------------|---|------------------------------|--------------------|-----------|---|
| | Responsible person | Method of implementation | Timeframe for implementation | Responsible person | Timeframe | Evidence of compliance |
| - No collecting, hunting or poaching of any animal species should take place. Report any mortality of protected species to conservation authorities. | cEO, Operator | Requirement for induction of all staff prior to entry, in particular about the collection, hunting or harvesting of and animals | Duration of the project | dEO | Monthly | No evidence of fauna mortality, and induction roster of all staff completed, maintained and available on site |

7.10 Avifauna

Impact management outcome: Mortality of priority species due to collision and electrocution with the 132kV power line is reduced.

| Impact Management Actions | Implementation | | | Monitoring | | |
|--|--|--|--|--------------------|---|--|
| | Responsible person | Method of implementation | Timeframe for implementation | Responsible person | Frequency | Evidence of compliance |
| <p>– The avifaunal specialist must conduct a walk-through prior to implementation to demarcate sections of power line that need to be marked with Eskom approved bird flight diverters. The bird flight diverters should be installed on the full span length on the earthwire (according to Eskom guidelines - five metres apart). Light and dark colour devices must be alternated to provide contrast against both dark and light backgrounds respectively. These devices must be installed as soon as the conductors are strung.</p> | Developer, Specialist | Appoint specialist prior to construction to undertake a detailed walk-through survey prior to implementation to demarcate sections of power line that need to be marked with Eskom approved bird flight diverters. | Pre-operation | dEO | Once at the commencement of the operational phase | Walk-through report produced and kept on file Bird flight diverters appropriately placed along the power line |
| <p>– Construction of the power line must be undertaken using an approved bird friendly pole/tower design in accordance with the Distribution Technical Bulletin relating to bird friendly structures. The avifaunal specialist must sign off on the final design.</p> | Developer and Design Engineer and Operator | Investigate bird friendly pole/tower designs and ensure that the towers ultimately constructed are bird friendly | Pre-operation and during the operational phase | dEO | Once off at the commencement of the operational phase | Bird friendly towers are utilised |

7.11 Land Use, Soils and Agricultural Potential

Impact management outcome: Minimise loss of land capability

| Impact Management Actions | Implementation | | | Monitoring | | |
|--|-----------------------|--|------------------------------|--------------------|----------------------|--|
| | Responsible person | Method of implementation | Timeframe for implementation | Responsible person | Frequency | Evidence of compliance |
| – Prevent any spills from occurring. Machines must be parked within hard park areas and must be checked daily for fluid leaks. | Operator | Vehicle and equipment storage areas must have hard surfaces and must be appropriately bundled. | During the operational phase | dEO | Monthly | Vehicle and equipment storage areas have hard surfaces and are appropriately bundled. No spills recorded in the site incident register. |
| – Proper invasive plant control must be undertaken quarterly. | Operator | Ensure that invasive plant control is undertaken on an ongoing basis (at least quarterly). | During the operational phase | dEO | As and when required | Photographic proof of invasive plant control being undertaken on site. |
| – Rip all compacted areas outside of the developed areas that have been compacted. | Operator | Ensure that ripping is undertaken on all compacted areas outside of the development areas. | During the operational phase | dEO | Monthly | Visual observation of ripping being undertaken on compacted areas outside the development areas. |
| – Ripping must be done by means of a commercial ripper that has at least two rows of tines. | Operator Developer | Utilise a commercial ripper with at least two rows of tines for ripping purposes. | During the operational phase | dEO | As and when required | Ripping undertaken using a commercial ripper with at least two rows of tines. |

| Impact Management Actions | Implementation | | | Monitoring | | |
|--|--------------------|--|------------------------------|--------------------|----------------------|---|
| | Responsible person | Method of implementation | Timeframe for implementation | Responsible person | Frequency | Evidence of compliance |
| – Ripping must take place between 1 and 3 days after seeding and following a rainfall event (seeding must therefore be carried out directly after a rainfall event). | Operator cEO | Ensure that ripping is undertaken between 1 and 3 days after seeding and following a rainfall event. | During the operational phase | dEO | As and when required | Visual observation of ripping being undertaken between 1 and 3 days after seeding and following a rainfall event. |

7.12 Visual

Impact management outcome: Visual impact on observers travelling along the roads and residents at homesteads in close proximity to the grid connection infrastructure is reduced

| Impact Management Actions | Implementation | | | Monitoring | | |
|--|--------------------|--|------------------------------|--------------------|-----------|--|
| | Responsible person | Method of implementation | Timeframe for implementation | Responsible person | Frequency | Evidence of compliance |
| – Maintain the general appearance of the infrastructure. | Operator | Ensure regular maintenance of the infrastructure area is undertaken so that the appearance of the infrastructure is maintained | During the operation phase | dEO | Monthly | General appearance of the infrastructure is maintained |

7.13 Socio-Economic

Impact management outcome: Enhanced socio-economic development and reduction in potential negative social impacts.

| Impact Management Actions | Implementation | | | Monitoring | | |
|---|--------------------|--|------------------------------|--------------------|---|---|
| | Responsible person | Method of implementation | Timeframe for implementation | Responsible person | Frequency | Evidence of compliance |
| – Implement training and skills development programs for members from the local community. | Developer | Develop and implement a "locals first" policy for the provision of employment and training opportunities | During the operation phase | dEO | Once prior to the commencement of operation and monthly during the operation phase | The "locals first" policy is considered in terms of the employment and training opportunities |
| – Maximise opportunities for local content and procurement. | Developer | Develop and implement a "locals first" policy in the procurement process | During the operation phase | dEO | Once prior to the commencement of operation and monthly during the operation phase | The "locals first" policy is considered in terms of procuring goods and services |
| – Maximise the number of employment opportunities for local community members. | Developer | Develop and implement a "locals first" policy in the procurement process | During the operation phase | dEO | Once prior to the commencement of operation and monthly during the operation phase | The "locals first" policy is considered in terms of procuring goods and services |
| – Where reasonable and practical, the proponent should appoint local contractors and implement a 'locals first' policy, especially for semi and low-skilled job categories. However, due to the low skills levels in the area, the majority of skilled posts are likely to be filled by people from outside the area. | Developer | Develop and implement a "locals first" policy for the provision of employment opportunities | During the operational phase | dEO | Once, prior to the commencement of the operational phase and monthly during the operational phase | The "locals first" policy is considered in terms of the employment and training opportunities |

| | | | | | | |
|--|-----------|---|------------------------------|-----|--|--|
| <p>– Where feasible, efforts should be made to employ local contactors that are compliant with Broad Based Black Economic Empowerment (BBBEE) criteria.</p> | Developer | Develop and implement a “locals first” policy for the provision of employment opportunities that states that first preference will be given to contractors that are compliant with BBBEE criteria | During the operational phase | dEO | Once, prior to the commencement of operations and monthly during the operational phase | The “locals first” policy is considered in terms of the employment and gives first preference to contractors that are compliant with BBBEE criteria |
| <p>– Before the construction phase commences the proponent should meet with representatives from the MLM to establish the existence of a skills database for the area. If such as database exists it should be made available to the contractors appointed for the construction phase.</p> | Developer | Identify and implement appropriate strategies for communication with representatives from the MLM | During the operational phase | dEO | Once, prior to the commencement of operations and monthly during the operational phase | Communication is undertaken as per the identified strategies and evidence of the meeting with the MLM (meeting minutes) is provided during the audit |
| <p>– The local authorities, community representatives, and organisations on the interested and affected party database should be informed of the final decision regarding the project and the potential job opportunities for locals and the employment procedures that the proponent intends following for the construction phase of the project.</p> | Developer | Identify and implement appropriate strategies to communicate the availability of job opportunities to interested and affected parties and ensure that all interested and affected parties | During the operational phase | dEO | Once, prior to the commencement of operations and monthly during the operational phase | Evidence indicating that interested and affected parties were informed of the job opportunities is provided during the audit |

| | | | | | | |
|--|-----------|---|---|-----|--|--|
| | | are aware of the job opportunities associated with the project | | | | |
| – Where feasible, training and skills development programmes for locals should be initiated prior to the initiation of the construction phase. | Developer | Develop and implement a “locals first” policy for the provision of employment opportunities | Pre-operations & during the operational phase | dEO | Once, prior to the commencement of operations and monthly during the operational phase | The “locals first” policy is considered in terms of the employment and training opportunities |
| – The recruitment selection process should seek to promote gender equality and the employment of women wherever possible. | Developer | Develop and implement a “locals first” policy for the provision of employment opportunities and ensure that the policy promotes gender equality and women empowerment | Pre-operations & during the operational phase | dEO | Once, prior to the commencement of operations and monthly during the operational phase | The “locals first” policy, which promotes gender equality and women empowerment is considered in terms of the employment |
| – The proponent should liaise with the ULM with regards the establishment of a database of local companies, specifically BBBEE companies, which qualify as potential service providers (e.g., construction companies, catering companies, waste collection companies, security companies etc.) prior to the commencement of the tender process for construction contractors. These companies should be notified of the tender process and invited to bid for project-related work. | Developer | Establish communication channels with the ULM | Pre-operations & during the operational phase | dEO | Once, prior to the commencement of operations and monthly during the operational phase | Documentary evidence indicating liaison between the developer and the ULM |
| – Implement agreements with affected landowners. | DPM | Develop agreements for compensation of landowners for use | During the operational phase | dEO | Once, prior to commencement of operations | Availability of approved and signed agreements |

| | | | | | | |
|--|--|---|--|--|--|--|
| | | of their properties. Ensure that agreements are approved and signed | | | | |
|--|--|---|--|--|--|--|

Impact management outcome: Potential risk to safety to farming operations and livestock associated with the presence of maintenance workers on the site is reduced.

| Impact Management Actions | Implementation | | | Monitoring | | |
|---|------------------------|---|------------------------------|--------------------|--|--|
| | Responsible person | Method of implementation | Timeframe for implementation | Responsible person | Frequency | Evidence of compliance |
| – Affected property owners should be notified in advance of the timing and duration of maintenance activities. | Developer and Operator | Ensure that affected property owners are notified of maintenance activities in advance | During the operational phase | dEO | As and when necessary | Proof of notification of maintenance activities to the affected property owners is available on site |
| – Maintenance teams must ensure that all farm gates must be closed after passing through. | Operator | Ensure farm gates are closed after passing through as required through the implementation of a formalised process | During the operational phase | dEO | As and when required | Farm gates are closed after passing through and no complaints from landowners are received |
| – Property owners should be compensated for damage to farm property and or loss of livestock or game associated maintenance related activities. | DPM Contractor | Develop agreements for compensation for the damage of farm property etc. | Pre-operation | dEO | Once, at the commencement of the operational phase | Availability of approved and signed agreements |

| | | | | | | |
|---|---------------------|--|--|-----|---------|---|
| | | with the affected landowners. Ensure that agreements are approved and signed | | | | |
| – Movement of traffic and maintenance related activities should be strictly contained within designated areas associated with transmission lines and substations. | Developer, Operator | Develop and implement code for the operational and maintenance phase to control the movement of maintenance staff on site | Prior to operations and during the operational phase | dEO | Monthly | Code of conduct evident during audit No movement of traffic and maintenance related activities outside designated areas |
| – Strict traffic speed limits must be enforced on the farm. | Operator | Install speed signature throughout site, include speed limit into induction and ensure all staff entering site is aware of the requirement to implement speed limits. Institute verbal and written warnings for violations and appropriate fines for repeat contraventions. Written log of fines | During the operational phase | dEO | Monthly | Minimal instances of speeding as observed on site during audits and as evidenced in the written log of warnings and fines issued for contraventions |

| | | | | | | |
|---|--|------------------------------------|--|--|--|--|
| | | and warning issued kept on site | | | | |
| - No maintenance workers should be allowed to stay over-night on the affected properties. | Not applicable – the development of new accommodation is not proposed. Employees will be accommodated in the nearby towns such as De Aar and transported to and from site daily. | | | | | |

APPENDIX 1: METHOD STATEMENTS

To be prepared by the contractor prior to commencement of the activity. The method statements are **not required** to be submitted to the CA.

| **APPENDIX 2: CV OF THE EAP**

