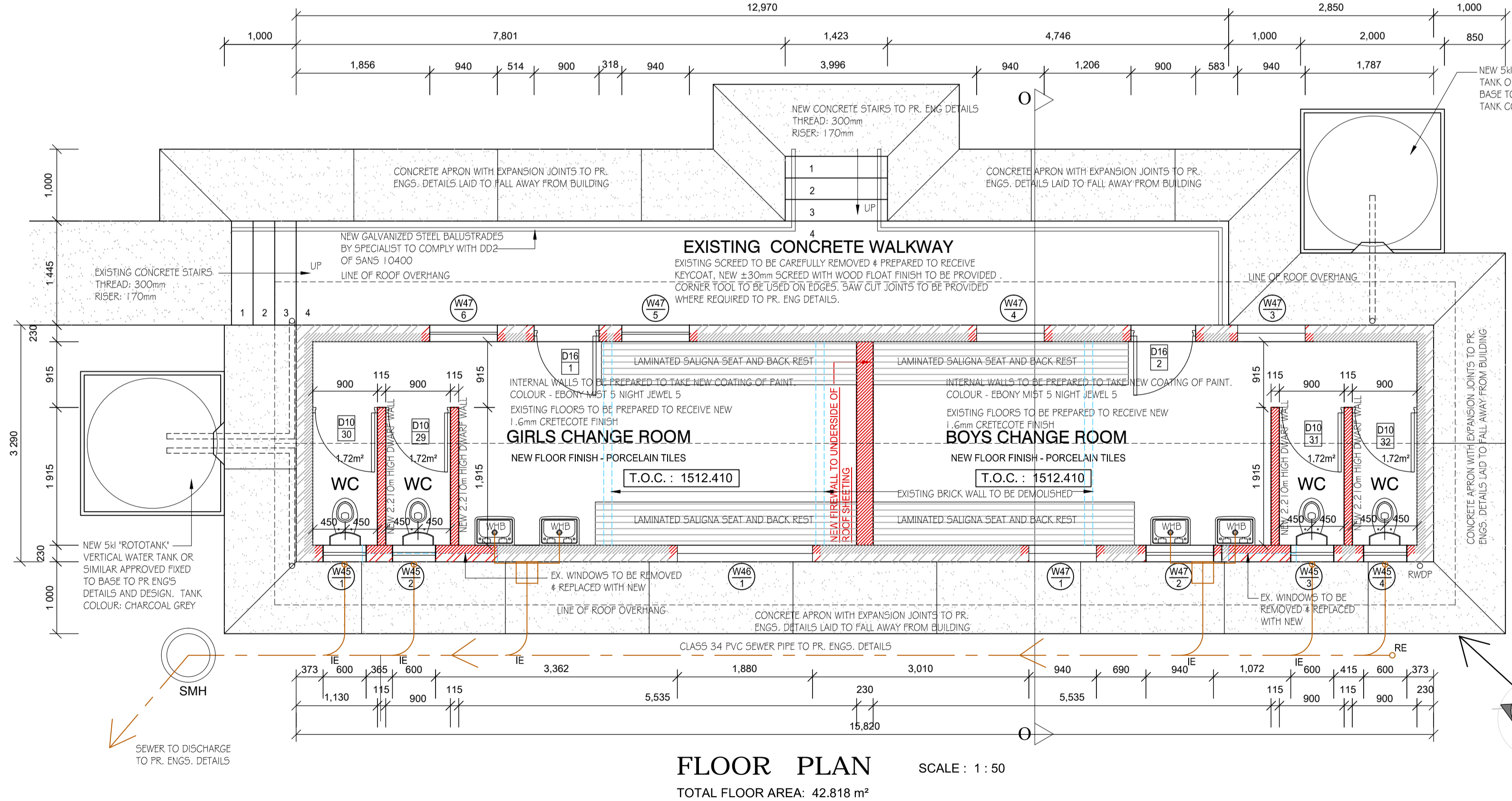
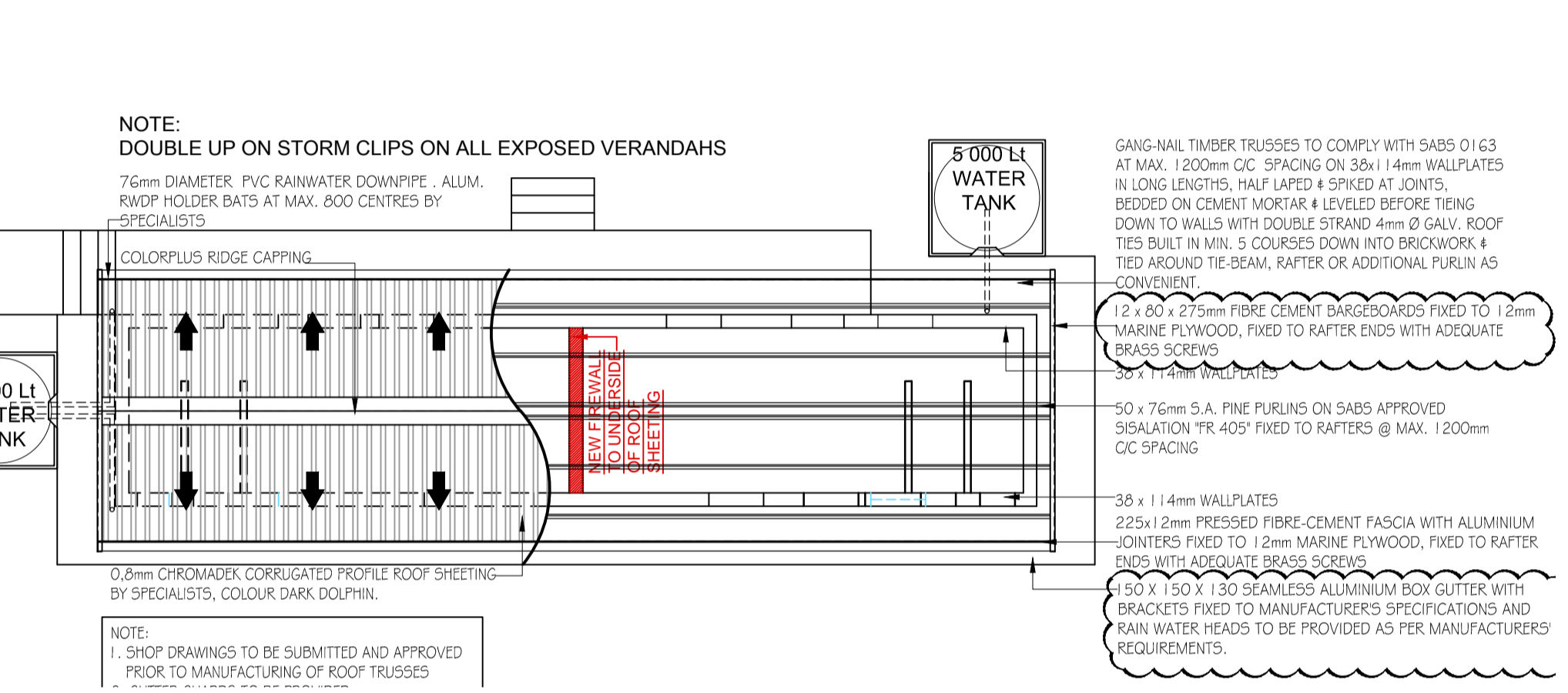


- SPECIFICATION NOTES**
- 1200mm WIDE x 6.4mm THICK RHINOBOARD CEILINGS (WITH 8 x 32 WROUGHT MERANTI COVER STRIPS OVER JOINTS) FIXED TO 38 x 50 BRANDING ALL TO MANUFACTURERS SPECIFICATIONS. APPLY 2 x FINISHING COATS OF APPROVED PVA PAINT TO COMPLY WITH SABS 634. COLOUR: WHITE. HEIGHT - 2915mm FROM FFL.
  - 630 x 630mm CEILING TRAP DOOR TO BE PROVIDED AS INDICATED ON CEILING PLANS. APPLY 2 x FINISHING COATS OF APPROVED PVA PAINT TO COMPLY WITH SABS 634. COLOUR: WHITE TO MATCH CEILINGS.
  - PURPOSE MADE 76 x 38mm SOLID TIMBER CORNICE TO BE FIXED TO WALL AND CEILING. CAREFULLY CLEAN ALL SURFACES TO REMOVE DUST, DIRT, GREASE AND OIL BEFORE APPLYING ONE COAT OF OIL-BASE UNDERCOAT AND 2 X FINISHING COATS OF "VELVAGLO" PAINT BY "PLASCON" OR SIMILAR APPROVED. COLOUR: WHITE TO MATCH CEILINGS.
  - MOISTURE RESISTANT CLADDIT BOARD FIXED TO 38 x 50mm BRANDING TO MANUFACTURERS SPECIFICATIONS. APPLY 2 x FINISHING COATS OF APPROVED PVA PAINT TO COMPLY WITH SABS 634. COLOUR: WHITE.



- NOTES:**
- STORMWATER AND SEWER LAYOUTS TO PR. ENGS DESIGN AND DETAILS
  - ALL CRACKS TO EXISTING PLASTER TO BE INSPECTED PRIOR TO PREPARATION FOR NEW FINISH
  - EXISTING ROOF TO BE REMOVED AND REPLACED WITH NEW 0.8MM CHROMADEK CORRUGATED PROFILE ROOF SHEETING BY SPECIALISTS, COLOUR DARK DOLPHIN.
  - WHERE BRICK WORK IS TO BE REMOVED, REMOVAL TO BE CARRIED OUT WITH CARE. SALVAGED BRICKWORK TO BE CLEANED REUSED

**LEGEND**

[Pattern]	EXISTING FACEBRICK
[Pattern]	EXISTING PLASTER BRICK
[Pattern]	NEW FACEBRICK
[Pattern]	NEW PLASTER BRICK
[Pattern]	CONCRETE
[Pattern]	CONCRETE WALKWAYS

**OCCUPANCY CLASSIFICATION** : A3

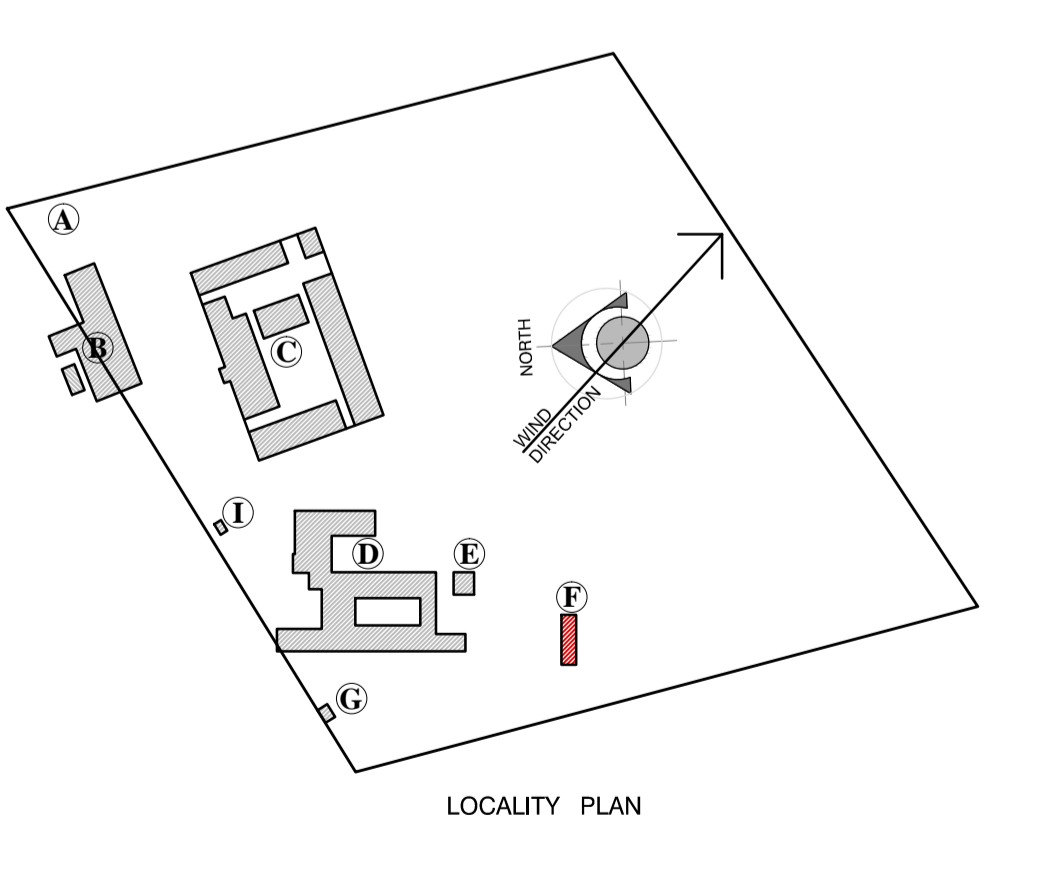
**CLIMATIC ZONE** : 2

**MIN. R-VALUE REQUIRED** : 3.2 m<sup>2</sup>K/W

**DIRECTION OF HEAT FLOW** : UP

**ROOF ASSEMBLY CALCULATIONS :**

METAL SHEETING WITH HORIZONTAL CEILING	: 0.050 m <sup>2</sup> K/W
50mm AIRGAP	: 0.143 m <sup>2</sup> K/W
ROOFING MATERIAL	: 0.170 m <sup>2</sup> K/W
SINGLE SIDED REFLECTIVE FOIL INSULATION	: 0.000 m <sup>2</sup> K/W
CEILING TO ROOF AIRSPACE	: 0.385 m <sup>2</sup> K/W
100mm ISOTHERM OR SIMILAR APPROVED	: 2.330 m <sup>2</sup> K/W
GYPSUM CEILING	: 0.050 m <sup>2</sup> K/W
INSIDE AIR SURFACE	: 0.091 m <sup>2</sup> K/W
<b>TOTAL R-VALUE ACHIEVED</b>	<b>: 3.219 m<sup>2</sup>K/W</b>



No.	DATE	REVISIONS	BY	CHKD	APP
E	23-11-21	CHANGES AS PER AMAFA COMMENTS	NT	JD	VB

**GENERAL NOTES:**

- NO CONSTRUCTION WORK SHALL COMMENCE ON SITE PRIOR TO APPROVAL OR SUBMISSION FOR INFORMATION PURPOSES OF ARCHITECTURAL PLANS TO THE LOCAL MUNICIPALITY
- ALL WORK TO COMPLY WITH SANS 10400
- ALL LEVELS AND DIMENSIONS TO BE CHECKED ON SITE PRIOR TO COMMENCEMENT OF ANY WORK
- ALL DISCREPANCIES TO BE BROUGHT TO THE IMMEDIATE ATTENTION OF THE AUTHOR
- ALL PLUMBING BY REGISTERED CONTRACTOR
- ALL ELECTRICAL BY REGISTERED CONTRACTOR
- IF ON EXCAVATION IT IS FOUND TO CONTAIN EXPANSIVE CLAY, EXCESSIVE GROUND WATER OR OTHER POOR SOIL CONDITIONS, THEN ALL FOUNDATIONS ARE TO BE BUILT TO PROFESSIONAL ENGINEERS DETAILS AND UNDER HIS SUPERVISION
- NO VEGETATION TO BE AFFECTED ON SITE UNLESS APPROVAL IS ISSUED BY THE RELEVANT AUTHORITY
- BOUNDARY BEACONS TO BE EXPOSED AND DEMARCATED
- GLASS THICKNESS TO COMPLY WITH NING
- SAFETY GLAZING IN ACCORDANCE WITH SANS 10400
- ONLY FIGURED DIMENSIONS TO BE USED ON ALL DRAWINGS

**vhb ASSOCIATES**  
ARCHITECTURE & PROJECT MANAGEMENT

HEAD OFFICE: KWA-ZULU NATAL  
SUITE 1, BISSET HOUSE  
48 BISSET STREET  
PORT SHEPSTONE, 4240  
TEL: 039 032 0003  
MOBILE: 082 554 3427  
E-mail: vhb@vhbassociates.co.za

BRANCH: EASTERN CAPE  
SUITE 2, FYN HOUSE  
STREET No. 6  
BIZANA, 4800  
TEL: 039 251 0476  
FAX: 086 577 7713

DESIGNED BY: **V. B**

CHECKED BY: **V. B**

APPROVED BY: **V. B**

DRAWN BY: **N. T**

CHECKED BY: **V. B**

DATE: **MAY 2020**

**COEGA**

**COEGA DEVELOPMENT CORPORATION**  
18 CRANBROOK CRESCENT  
UMHLANGA  
4051  
TEL: +27 31 584 1760

DRAWING TITLE  
ADDITIONS & ALTERATIONS TO EX. SCHOOL  
FOR COEGA DEVELOPMENT CORPORATION.  
FOR DEPARTMENT OF EDUCATION BULWER  
P.S. - EMIS No. 500113664  
BULWER, HARRY GWALA DISTRICT  
THIS SHEET  
CHANGE ROOMS  
FLOOR PLAN, CEILING PLAN, ROOF  
PLAN, SECTION AND ELEVATIONS

SCALE: 0m 100m 200m 300m 400m 500m 1km

CENTROID OF DRAWING	CONSULTANTS JOB No.	DRAWING No.	REV
X	<b>CDC 19/01</b>	<b>BLOCK F - 01</b>	<b>E</b>
Y	CDC DRAWING No. <b>CDC / 116 / 19</b>		