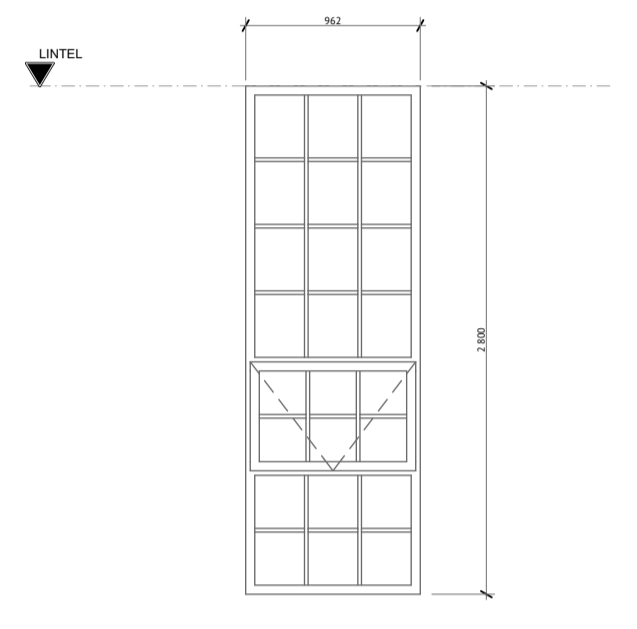
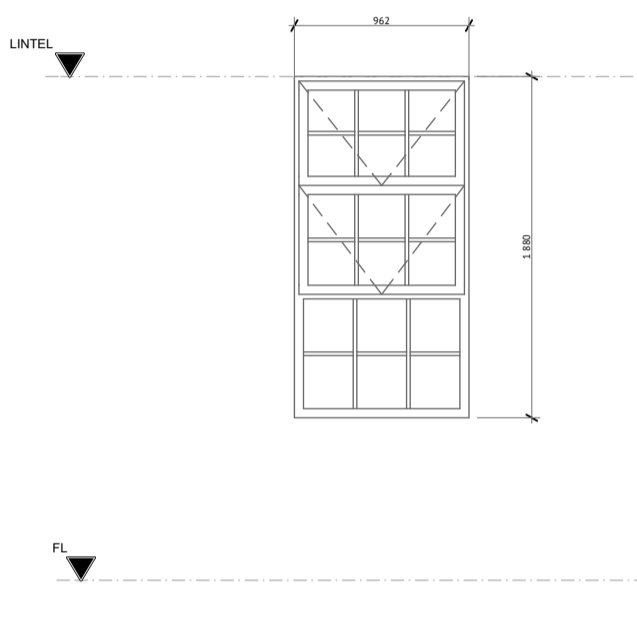
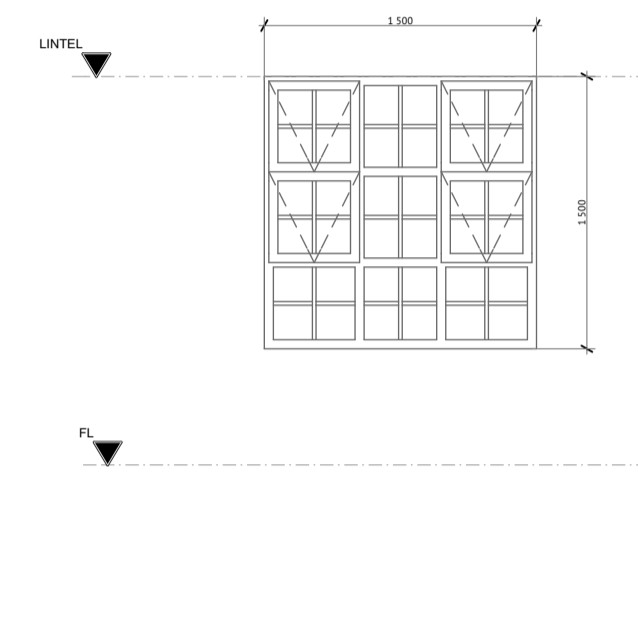
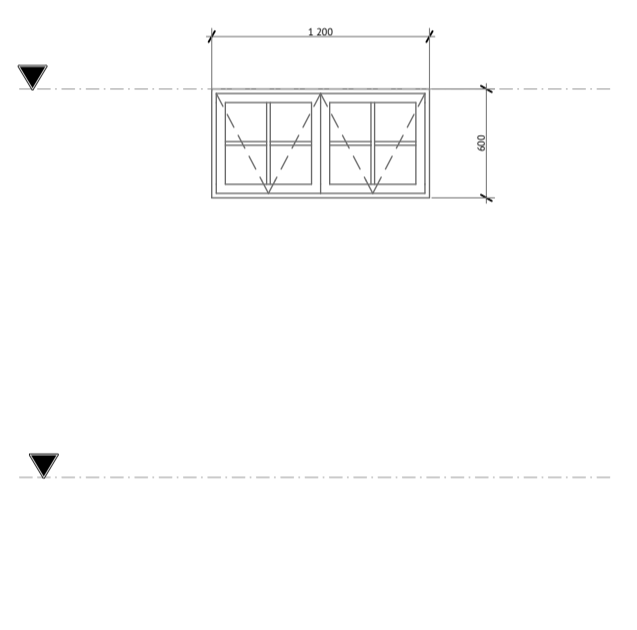
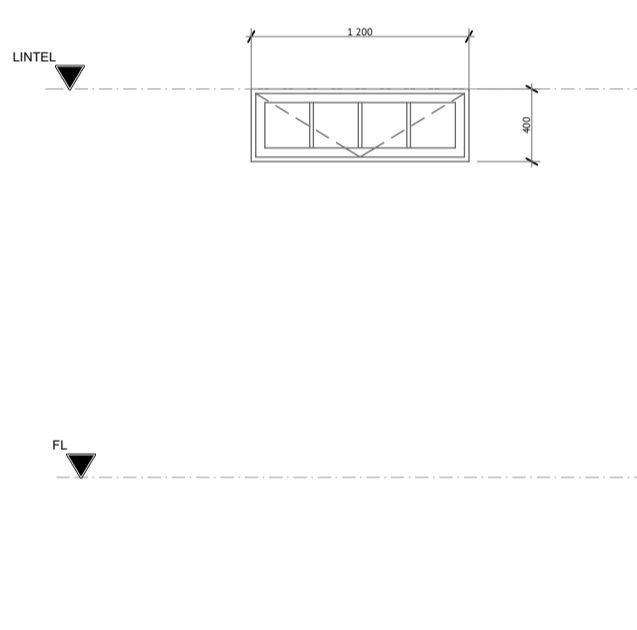
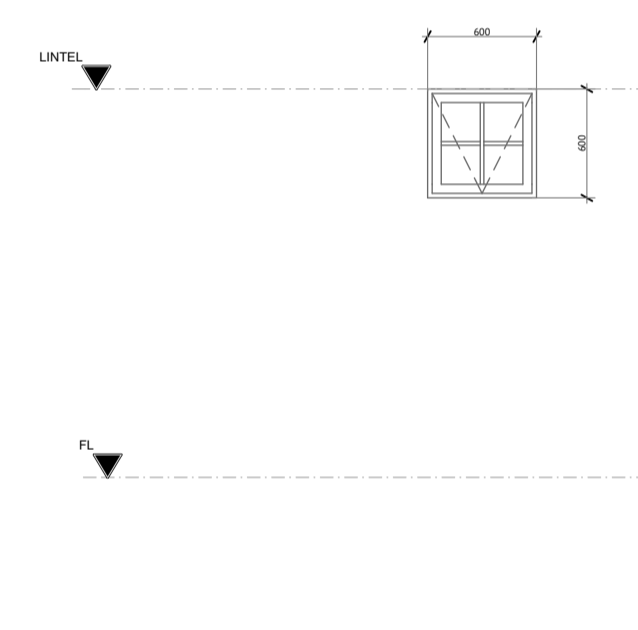
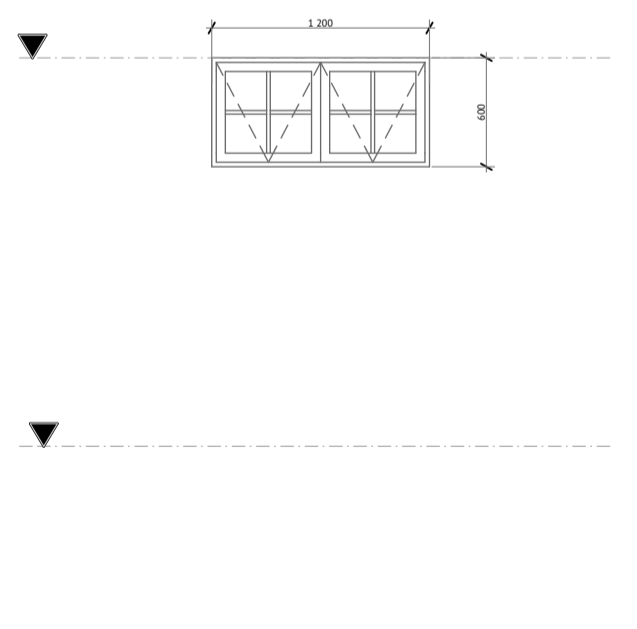
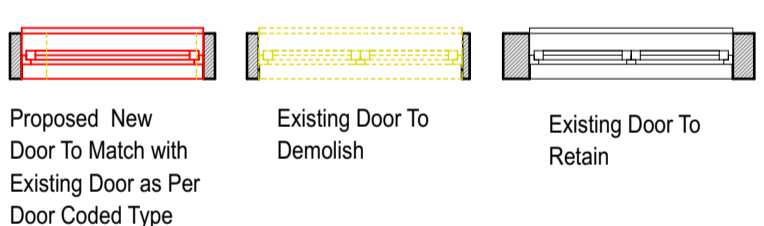


**NOTES**

- ALL DIMENSIONS ARE IN MILLIMETERS UNLESS OTHERWISE STATED
- DIMENSIONS TO BE READ ; NOT TO BE SCALED FROM THIS DRAWING
- CONTRACTORS TO CONFIRM ALL DIMENSIONS ON SITE BEFORE CONSTRUCTION COMMENCES AND ANY DISCREPANCY TO BE REPORTED TO THE PROJECT ARCHITECT

**STAGE 03  
\_DRC  
SUBMISSION**

**WINDOW SCHEDULE**

Window ID	Window Description	Window ID	Window Description	Window ID	Window Description						
BW01	<p><b>WINDOW DESCRIPTION</b> Retain, Repair and Renovate Existing and Replace Any Missing Accessories. Replace Entire Window When in State of Disrepair with "Like for Like".</p> <p><b>FRAMES PARTICULARS</b> Retain, Repair and Renovate Existing Frames. Replace When in State of Disrepair with "Like for Like". Finish With 2No. Coats of Enamel Paint on Universal Undercoat Primer.</p> <p><b>GLAZING PARTICULARS</b> Retain, Repair and Renovate Existing. Remove and Replace Any Broken Window Panes with "Like for Like".</p> <p><b>IRONMONGERY SPECIFICATIONS</b> Retain, Repair and Renovate Existing. Replace When in State of Disrepair with "Like for Like". All operable panels to come complete with peg stays, handles &amp; latch stays.</p> 	BW02	<p><b>WINDOW DESCRIPTION</b> Retain, Repair and Renovate Existing and Replace Any Missing Accessories. Replace Entire Window When in State of Disrepair with "Like for Like".</p> <p><b>FRAMES PARTICULARS</b> Retain, Repair and Renovate Existing Frames. Replace When in State of Disrepair with "Like for Like". Finish With 2No. Coats of Enamel Paint on Universal Undercoat Primer.</p> <p><b>GLAZING PARTICULARS</b> Retain, Repair and Renovate Existing. Remove and Replace Any Broken Window Panes with "Like for Like".</p> <p><b>IRONMONGERY SPECIFICATIONS</b> Retain, Repair and Renovate Existing. Replace When in State of Disrepair with "Like for Like". All operable panels to come complete with peg stays, handles &amp; latch stays.</p> 	BW03	<p><b>WINDOW DESCRIPTION</b> Retain, Repair and Renovate Existing and Replace Any Missing Accessories. Replace Entire Window When in State of Disrepair with "Like for Like".</p> <p><b>FRAMES PARTICULARS</b> Retain, Repair and Renovate Existing Frames. Replace When in State of Disrepair with "Like for Like". Finish With 2No. Coats of Enamel Paint on Universal Undercoat Primer.</p> <p><b>GLAZING PARTICULARS</b> Retain, Repair and Renovate Existing. Remove and Replace Any Broken Window Panes with "Like for Like".</p> <p><b>IRONMONGERY SPECIFICATIONS</b> Retain, Repair and Renovate Existing. Replace When in State of Disrepair with "Like for Like". All operable panels to come complete with peg stays, handles &amp; latch stays.</p> 	BW04	<p><b>WINDOW DESCRIPTION</b> Retain, Repair and Renovate Existing and Replace Any Missing Accessories. Replace Entire Window When in State of Disrepair with "Like for Like".</p> <p><b>FRAMES PARTICULARS</b> Retain, Repair and Renovate Existing Frames. Replace When in State of Disrepair with "Like for Like". Finish With 2No. Coats of Enamel Paint on Universal Undercoat Primer.</p> <p><b>GLAZING PARTICULARS</b> Retain, Repair and Renovate Existing. Remove and Replace Any Broken Window Panes with "Like for Like".</p> <p><b>IRONMONGERY SPECIFICATIONS</b> Retain, Repair and Renovate Existing. Replace When in State of Disrepair with "Like for Like". All operable panels to come complete with peg stays, handles &amp; latch stays.</p> 	BW05	<p><b>WINDOW DESCRIPTION</b> Retain, Repair and Renovate Existing and Replace Any Missing Accessories. Replace Entire Window When in State of Disrepair with "Like for Like".</p> <p><b>FRAMES PARTICULARS</b> Retain, Repair and Renovate Existing Frames. Replace When in State of Disrepair with "Like for Like". Finish With 2No. Coats of Enamel Paint on Universal Undercoat Primer.</p> <p><b>GLAZING PARTICULARS</b> Retain, Repair and Renovate Existing. Remove and Replace Any Broken Window Panes with "Like for Like".</p> <p><b>IRONMONGERY SPECIFICATIONS</b> Retain, Repair and Renovate Existing. Replace When in State of Disrepair with "Like for Like". All operable panels to come complete with peg stays, handles &amp; latch stays.</p> 	BW06	<p><b>WINDOW DESCRIPTION</b> Retain, Repair and Renovate Existing and Replace Any Missing Accessories. Replace Entire Window When in State of Disrepair with "Like for Like".</p> <p><b>FRAMES PARTICULARS</b> Retain, Repair and Renovate Existing Frames. Replace When in State of Disrepair with "Like for Like". Finish With 2No. Coats of Enamel Paint on Universal Undercoat Primer.</p> <p><b>GLAZING PARTICULARS</b> Retain, Repair and Renovate Existing. Remove and Replace Any Broken Window Panes with "Like for Like".</p> <p><b>IRONMONGERY SPECIFICATIONS</b> Retain, Repair and Renovate Existing. Replace When in State of Disrepair with "Like for Like". All operable panels to come complete with peg stays, handles &amp; latch stays.</p> 
BW07	<p><b>DESCRIPTION</b> Purpose Meranti timber window frame to match existing windows, painted in accordance with specialist's recommendation.</p> <p><b>FRAME PARTICULARS</b> Meranti timber window frame to match existing windows, installed in accordance with specialist's recommendation to specialists and complying to the latest SABS standards, complete with lugs and fixtures.</p> <p><b>GLAZING PARTICULARS</b> Glazing shall be executed in strict accordance with the NBR Part N SABS 10137 SABS 10400 and SABS 1263</p> <p><b>GLAZING MATERIALS</b> with the following thicknesses 8.76mm thick laminated safety glass in all panels below 900mm height from FFL 6.38 mm glass in all in all other panels</p> <p><b>IRON MONGERY SPECIFICATIONS</b> All operable panels to come complete with peg stays, handles &amp; latch stays</p> 	<p><b>KEY TO WINDOW LEGEND ON PLAN</b></p> 									

REV. NO.	DATE	DESCRIPTION
E	15-02-2020	REVISED TO INCORPORATE INPUT FROM THE HERITAGE CONSULTANT COMMENTS OF 28.01.2020 & COORDINATION MEETING OF 03.02.2020
D	10-07-2019	REVISION AS PER CLIENT (DCE & DOPW) COMMENTS MADE DURING DCE-SCM MEETING OF 01.07.2019
C	20-07-2017	REVISION OF FINISHES, FLOOR PLANS, ELEVATIONS, SECTIONS).
B	11-07-2017	REVISION OF ALUMINIUM WINDOWS & DOORS TO TIMBER.
A	14-08-2016	ORIGINAL FIRST ISSUE

REV. NO.	DATE	DESCRIPTION
CLIENT DEPARTMENT SIGNATURES		
FACILITY STAMP		
FACILITY MANAGER		
INFRASTRUCTURE MANAGER		
GENERAL MANAGER		
Checked by Professional Consultant Name _____ Date _____		
Signature _____ Date _____		

**ARCHITECTS**

**TECTURA - INTERNATIONAL**

GAITHER: 1000/104 HOUSE, LONDON ROAD, SANDHURST, SANDHURST, SOUTH AFRICA. TEL: +27 (0)21 851 2004, FAX: +27 (0)21 851 2004, EMAIL: info@tectura.com  
 NORTHERN CAPE: 208 FLAVEL HOUSE, 208 FLAVEL HOUSE, SANDHURST, SANDHURST, SANDHURST, SANDHURST, SANDHURST, SANDHURST. TEL: +27 (0)21 851 2043, FAX: +27 (0)21 851 2043, EMAIL: info@tectura.com  
 KENYA: 208 FLAVEL HOUSE, 208 FLAVEL HOUSE, SANDHURST, SANDHURST, SANDHURST, SANDHURST, SANDHURST, SANDHURST. TEL: +27 (0)21 851 2043, FAX: +27 (0)21 851 2043, EMAIL: info@tectura.com  
 BOTSWANA: 208 FLAVEL HOUSE, 208 FLAVEL HOUSE, SANDHURST, SANDHURST, SANDHURST, SANDHURST, SANDHURST, SANDHURST. TEL: +27 (0)21 851 2043, FAX: +27 (0)21 851 2043, EMAIL: info@tectura.com

ALSO IN NAIROBI, KENYA AND GABORONE, BOTSWANA

**KWA ZULU NATAL**  
Department: Public Works  
REPUBLIC OF SOUTH AFRICA

**KWA ZULU NATAL**  
Department: Basic Education  
REPUBLIC OF SOUTH AFRICA

**ETHEKWINI REGION**  
DEPARTMENT OF PUBLIC WORK  
PROVINCE OF KWAZULU-NATAL  
SACRED HEART SECONDARY SCHOOL

Masterplan Reference: **BLOCK B:- DORMITORY**

Drawing description: **WINDOW SCHEDULES**

Drawn: BS DATE: **APRIL 2023**

Scale/s: **NTS**

Consultant Drawing number: **120/07** Rev No: **E**

DOPW Drawing number: **WIMS: 062328**

Stamped by Plans Approval Committee

**BLOCK B**