


GROUND FLOOR PLAN
 D14/029 1,201 REV 1
 SCALE 1 : 100
FOR DISCUSSION PURPOSES ONLY

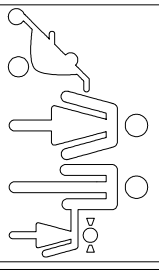
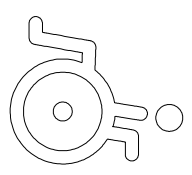


TOTAL SAWUBONA

PARKING

DISABLED PARKING

FAMILY PARKING



DELIVERIES BAY

