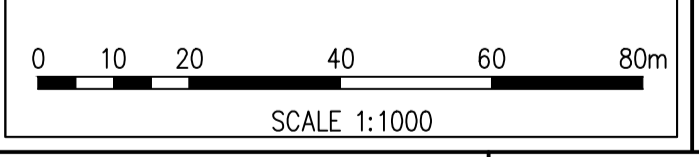
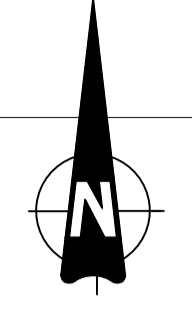
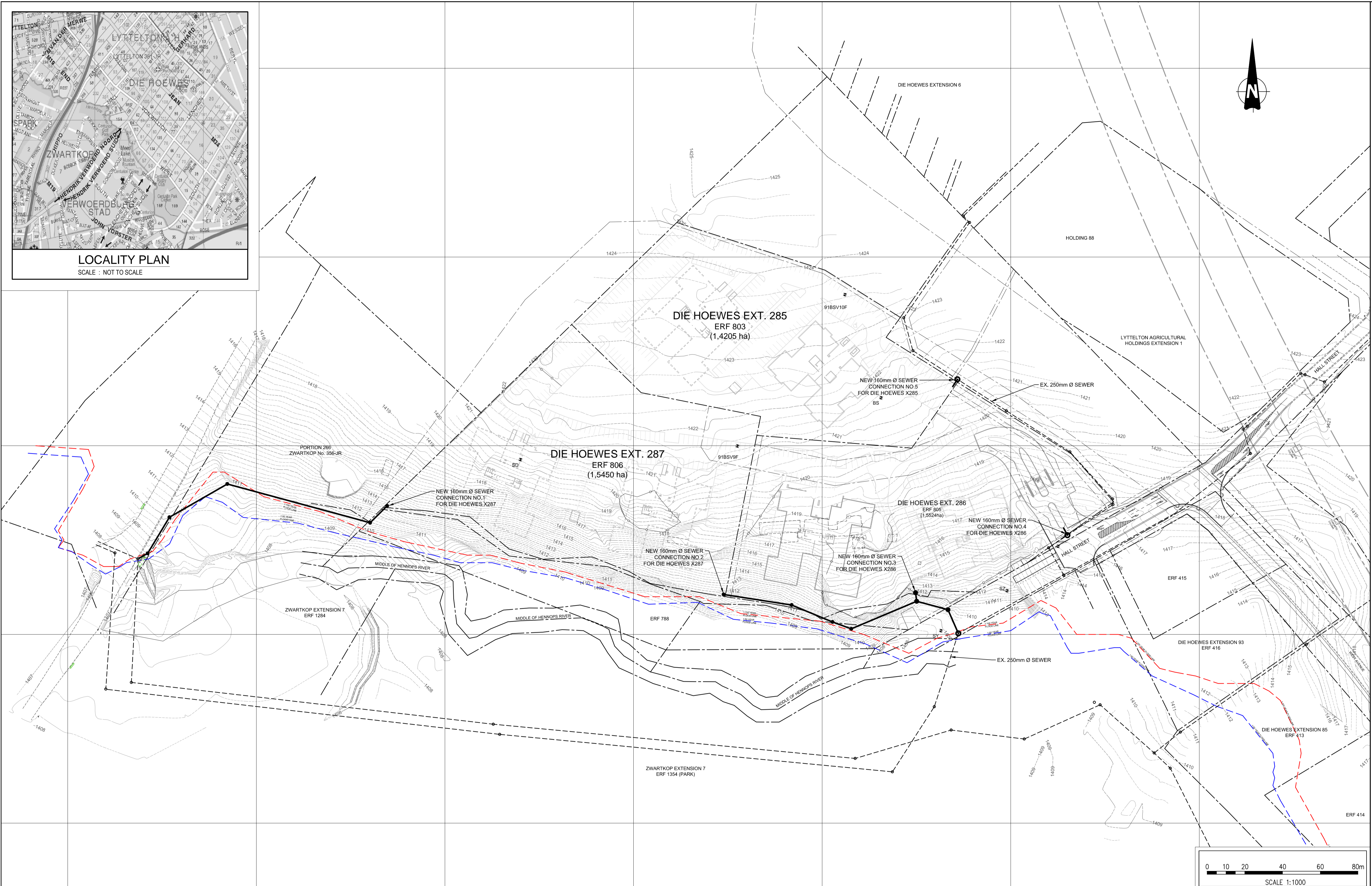


LOCALITY PLAN
SCALE : NOT TO SCALE



NOTES AND SPECIFICATIONS

- GENERAL**
1. ALL MATERIAL AND WORKMANSHIP MUST COMPLY WITH THE REQUIREMENTS OF THE LATEST RELEVANT SABS REQUIREMENTS.
 2. ALL DIMENSIONS ARE IN MILLIMETRES. (UNLESS OTHERWISE SPECIFIED).
 3. DO NOT SCALE FROM THESE DRAWINGS.
 4. ALL DIMENSIONS MUST BE CHECKED AND APPROVED ON SITE.
 5. ALL CONSTRUCTION TO BE DONE IN ACCORDANCE WITH THE STANDARD SPECIFICATIONS FOR MUNICIPAL CIVIL ENGINEERING WORKS, THIRD EDITION 2005 AND THE STANDARD COT DETAIL DRAWINGS.
 6. THESE DRAWINGS MUST BE READ IN CONJUNCTION WITH THE STANDARD DRAWINGS (IF APPLICABLE). THIS DRAWING MUST BE READ IN CONJUNCTION WITH THE STANDARD SPECIFICATIONS FOR MUNICIPAL CIVIL ENGINEERING WORKS, SERIES 4.
 7. THE SIGNATURE OR INITIALS ON THIS DRAWING, OF ANY DIRECTOR OF THE PUBLIC WORKS AND INFRASTRUCTURE DEVELOPMENT DEPARTMENT, IN NO WAY REMOVES ANY RESPONSIBILITY WHATSOEVER FROM THE CONSULTANT.
 8. THE CONSULTANT REMAINS RESPONSIBLE TO ENSURE THAT ALL THE GUIDELINES, STANDARD DRAWINGS, STANDARDS AND SPECIFICATIONS OF THE PUBLIC WORKS AND INFRASTRUCTURE DEVELOPMENT DEPARTMENT HAVE BEEN MET AND ARE COMPLIED WITH.
 9. FINAL POSITION OF SERVICES TO BE DETERMINED ON SITE.

- WATER AND SANITATION**
1. ALL EXISTING HOUSE CONNECTIONS TO BE MOVED TO NEW LINE.
 2. ALL PIPES TO BE HDPE (PE80, PNE, SDR21) PIPES (UNLESS OTHERWISE SPECIFIED).

LEGEND

- SANITATION**
- NEW MANHOLE
 - EXISTING MANHOLE
 - CE / LH
 - NEW CCTV INSPECTION
 - - - EXIST. LINE INSPECTED BY CCTV
 - NEW SEWER LINE (160mmØ)
 - - - EXISTING SEWER LINE
 - - - HOUSE CONNECTION
 - - - TOWNSHIP BOUNDARY
 - - - 1:50 YEAR FLOOD LINE
 - - - 1:100 YEAR FLOOD LINE

CITY OF TSHWANE
SERVICES INFRASTRUCTURE DEPARTMENT
WATER AND SANITATION
MR L L MAKIBINYANE
STRATEGIC EXECUTIVE DIRECTOR
MS B ZWEDALA
ACTING EXECUTIVE DIRECTOR

AMENDMENTS				
NR	DATE	APPROVED	DESCRIPTION	PAR
A	11-04-2014		ISSUED FOR INFORMATION	

WATER AND SANITATION				
FOR INTERNAL APPROVAL - RECEIVED SIGN WHEN APPLICABLE				
DIRECTOR: INFRASTRUCTURE PROVISION				
NAME	Prof. Reg. No.	SIGNATURE	DATE	
DIRECTOR: WATER DISTRIBUTION				
NAME	Prof. Reg. No.	SIGNATURE	DATE	
DIRECTOR: BULK WATER SERVICES				
NAME	Prof. Reg. No.	SIGNATURE	DATE	
DIRECTOR: WATER & SANITATION: PLANNING & REGULATION				
NAME	Prof. Reg. No.	SIGNATURE	DATE	
DIRECTOR: WASTE WATER COLLECTION				
NAME	Prof. Reg. No.	SIGNATURE	DATE	
DIRECTOR: WASTE WATER TREATMENT				
NAME	Prof. Reg. No.	SIGNATURE	DATE	

CONSULTANT DETAIL

CIVIL CONCEPTS
Consulting Civil and Structural Engineers
P.O. BOX 36148 MENLOPARK 0102
Tel: (012) 365-1414
Fax: (012) 365-1192
E-Mail: mail@civilconcepts.co.za

I, J.C. PAOLA Prof. Reg. Nr. 790168
HEREBY CERTIFY THAT THE SERVICES WILL HAVE BEEN INSTALLED ACCORDING TO CLAUSE A OF THE ABOVE NOTES AND TO THE DRAWING
CONSULTANT DRAWING NUMBER: C1005a-930

DESIGNED	
NAME: J.M. MOOLMAN	Prof. Reg. No.: N/A
SIGNATURE:	DATE: 1.AUG.2012
DRAWN	
NAME: J.M. MOOLMAN	Prof. Reg. No.: N/A
SIGNATURE:	DATE: 1.AUG.2012
CHECKED	
NAME: J.C. PAOLA	Prof. Reg. No.: 790168
SIGNATURE:	DATE: 1.AUG.2012
INFORMATION OFFICE CHECKED	
NAME:	Prof. Reg. No.:
SIGNATURE:	DATE:
DESIGN OFFICE APPROVAL	
NAME:	Prof. Reg. No.:
SIGNATURE:	DATE:

CONTRACT No.
PROJECT No.
SHEET No.	1 OF 1
PAPER SIZE	A1
SCALE	AS SHOWN
DATE:	JAN 2012

LOCATION OF PROJECT

DIE HOEWES EXT 285, 286 & 287

DESCRIPTION OF PROJECT:

SEWER LAYOUT PLAN

WBS No.

COT DRAWING NUMBER

PROJECT STATUS

CONCEPT DRAWING
 TENDER DRAWING
 APPROVED CONSTRUCTION DRAWING
 AS BUILT DRAWING

PROJECT ENGINEER OF COT:

NAME	SIGNATURE
Prof. Reg. No.	DATE

INSPECTOR OF WORKS OF COT:

NAME	SIGNATURE
DATE	