




A. B. C. D. E. F. G. H. I. J. K. L. M.




N. O. P. Q. R. S. T. U. V. W. X. Y.



AA. BB. CC. DD. EE. FF. GG. HH. II. JJ. KK. LL. MM. NN.




OO. PP. QQ. RR. SS. TT. UU. VV. WW. XX. YY. ZZ.



AAA. BBB. CCC. DDD. EEE. FFF. GGG. HHH. III. JJJ. KKK. LLL. MMM. NNN. OOO.



QQQ. RRR. SSS.



TTT.

**GENERAL NOTES:**  
 FOR COMPLETE STRUCTURAL NOTES REFER TO DRAWING NR. C-100-200-01  
 1. THIS SET OF DRAWINGS IS TO BE READ IN CONJUNCTION WITH THE RELEVANT DRAWINGS FROM OTHER DISCIPLINES AND ANY DISCREPANCIES BETWEEN THEM SHALL BE REPORTED TO THE ENGINEER IMMEDIATELY.  
 2. NO SCALING OF DIMENSIONS IS PERMITTED ON THESE DRAWINGS. ONLY WRITTEN DIMENSIONS WHICH, UNLESS OTHERWISE STATED, ARE GIVEN IN MILLIMETERS. MAY BE DEEMED TO BE CORRECT. IF ANY DIMENSION SEEMS DOUBTFUL, THE ENGINEER SHALL BE CONSULTED.

3. ALL EXISTING DIMENSIONS AND LEVELS ARE TO BE CHECKED ON SITE AND CORRELATED WITH THE ARCHITECT'S DRAWINGS BY THE CONTRACTOR. ANY DISCREPANCIES OR VARIATIONS FROM THE DRAWINGS SHALL BE REPORTED TO THE ENGINEER IMMEDIATELY. NO WORK SHALL COMMENCE FOR ANY MATERIAL, BE ORDERED, UNTIL THE ENGINEER IS NOTIFIED ACCORDINGLY.  
 4. IT IS THE CONTRACTOR'S RESPONSIBILITY TO ENSURE THAT ALL MATERIAL SHALL COMPLY AND ALL WORKMANSHIP SHALL BE EXECUTED IN STRICT ACCORDANCE WITH THE DETAILS AND SPECIFICATIONS SHOWN ON THESE DRAWINGS. THE LATEST REVISIONS OF SANS 1040, SANS 1200, THE NATIONAL BUILDING REGULATIONS (NBR) AND THE LATEST EDITIONS OF THE RELEVANT SANS CODES OF PRACTICE AND STANDARDS METHODS.


**NOTES / LEGEND**  
 IRRESPECTIVE WHETHER THE ENGINEER HAS INSPECTED THE WORKS ON SITE OR NOT, WHERE A SANS CODE HAS BEEN REPLACED BY A SANS CODE IT IS DEEMED THAT THE LATEST VERSION OF THE RELEVANT CODE IS APPLICABLE.  
 5. ALL WATERPROOFING DETAILS TO BE IN CONJUNCTION WITH THE ARCHITECT'S SPECIFICATIONS AND INSTRUCTIONS, U.L.C.  
 6. ALL BRICKWORK SETTING OUT TO BE DONE ACCORDING TO THE ARCHITECT'S DRAWINGS.  
 7. ALL CONCRETE SETTING OUT TO BE DONE ACCORDING TO THE ARCHITECT'S DRAWINGS.

APPROVED BY COUNCIL / CLIENT	DATE	INITIAL	No./CODE	REVISION DESCRIPTION
CITY ENGINEER / CLIENT	REG. NO.	DATE		

AMENDMENTS CODE	A. BY CLIENT	B. BY ARCHITECT	C. BY MECHANICAL OR ELECTRICAL	D. BY BEM	E. BY OTHER
A&C: J. BEFORE TENDER					
D: J. TENDR DRAWING					
Z: J. AFTER TENDER					
1: J. AS BUILT					

CLIENT
N. Dlamini & Partners (Pty) Ltd (Dept of Public Works/Legislation/Urban)

PROJECT
STALPLEIN



PROJEC	OFFICE	DATE	BY	SCALE
Stalplein	2013/01/17			AS SHOWN
Stalplein	2013/01/17			AS SHOWN
Stalplein	2013/01/17			AS SHOWN
Stalplein	2013/01/17			AS SHOWN
Stalplein	2013/01/17			AS SHOWN
Stalplein	2013/01/17			AS SHOWN
Stalplein	2013/01/17			AS SHOWN
Stalplein	2013/01/17			AS SHOWN
Stalplein	2013/01/17			AS SHOWN
Stalplein	2013/01/17			AS SHOWN

APPROVED BY EN		
2010018 2013/2014		
ENGINEER/TECHNOLOGIST		
REG. NO.		
DATE		
DESIGNED JEL	CHECKED JEL	
PLAN NUMBER	REVISION NO.	DATE SAVED
C32076s-210-02	A	27 May 2015

DRAWING TITLE
SURFACE REPAIRS - PHOTOGRAPHS