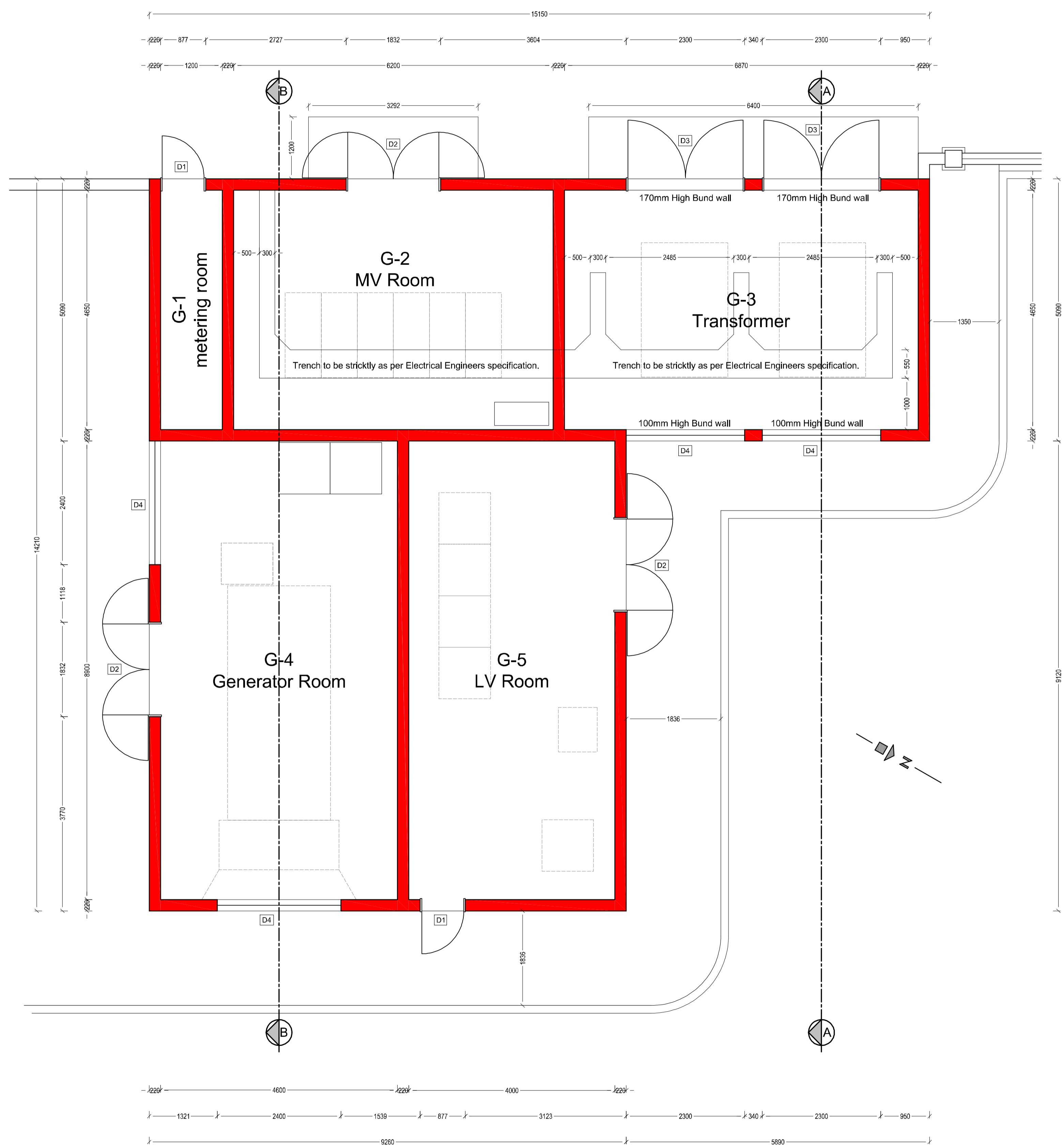
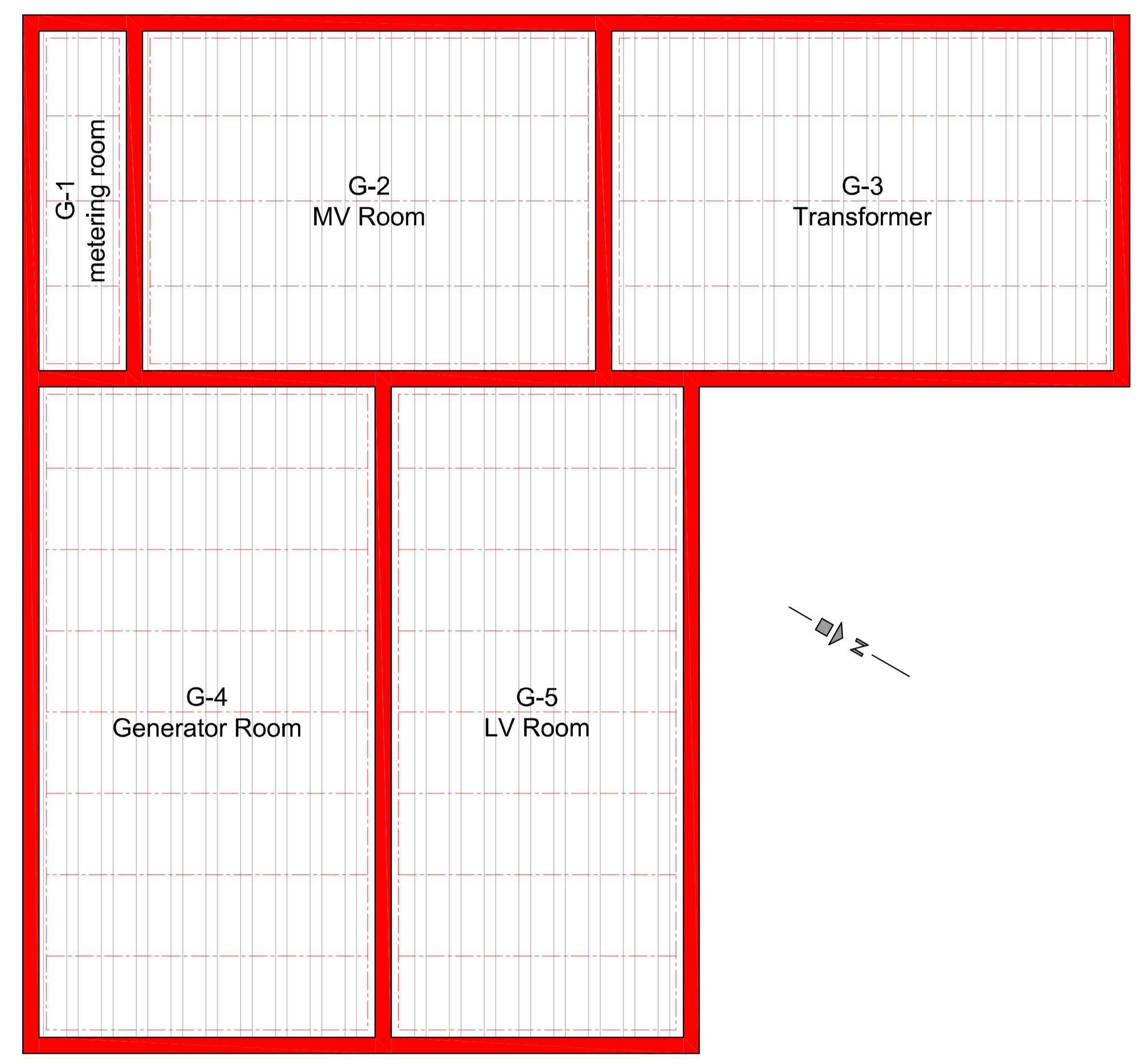


BLOCK G: PLAN.	L12/03/G/01 (WD)
BLOCK G: ROOF PLAN.	L12/03/G/02 (WD)
BLOCK G: SECTIONS & ELEVATIONS.	L12/03/G/03 (WD)
BLOCK G: DOOR SCHEDULE.	L12/03/G/04 (WD)
BLOCK G: FINISHING SCHEDULE.	L12/03/G/05 (WD)
BLOCK G: EXTERNAL AND GENERAL FINISHING SCHEDULE.	L12/03/G/06 (WD)
BLOCK G:	L12/03/G/07 (WD)



1:50 SUB-STATION PLAN

76x50mm SAP CEILING BATTENS FIXED TO UNDERSIDE OF TRUSSES, AT 1200mm CENTRES & AGAINST WALL PERIMETER. AS APPROVED BY ENGINEER.




1:50 SUB-STATION CEILING PLAN

ALL DIMENSIONS ARE TO BE CHECKED ON SITE PRIOR TO CONSTRUCTION TAKING PLACE. ANY DISCREPANCY BETWEEN ARCHITECT'S DRAWINGS, ENGINEER'S DRAWINGS AND THE BILLS OF QUANTITIES ARE TO BE CLARIFIED WITH THE ARCHITECT. ALL PRODUCT SPECIFICATION CODES ARE TO BE CHECKED WITH THE SUPPLIER PRIOR TO THE ORDERING AND BUILDING IN OF MATERIAL. ALL STRUCTURE TO BE CHECKED BY THE ENGINEER.

NO.	DATE	AMENDMENT	D.P.V.

Copyright vests in the Department of Public Works  
 as-built drawings  
 certified as-built drawings as per Centralised Drawing Archive AS-BUILT DRAWING REQUIREMENTS  
 name: C.D.H.SPARKS  
 date: \_\_\_\_\_  
 professional registration no.: 4661

cod file name: SUBSTATION & GATEHOUSE.dwg page type: A 1



draftsman: ARCHITECT  
 service: NEWCASTLE MAGISTRATES COURT: UPGRADE, RENOVATION AND EXTENSION OF CURRENT BUILDINGS NEWCASTLE, ERF 16957, 33 & 35 MURCHISON STREET.  
 WCS number: 45965  
 drawing title: BLOCK G: DRAWING NUMBERS. PLAN, CEILING PLAN.  
 no. of sheets: 1 sheet of 1  
 scale: AS SHOWN  
 date: AUGUST 2021  
 departmental drawing number: \_\_\_\_\_  
 drawing number: L12/03/G/01 (WD)

SUBSTATION & GATEHOUSE.dwg printed on 06 Jul 2023 at 1:08:19 (IN CAD FILE)