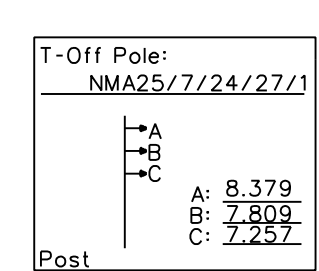
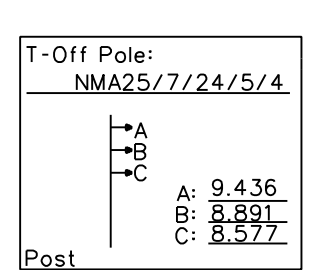
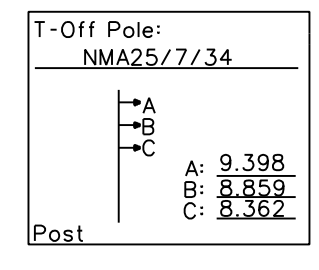
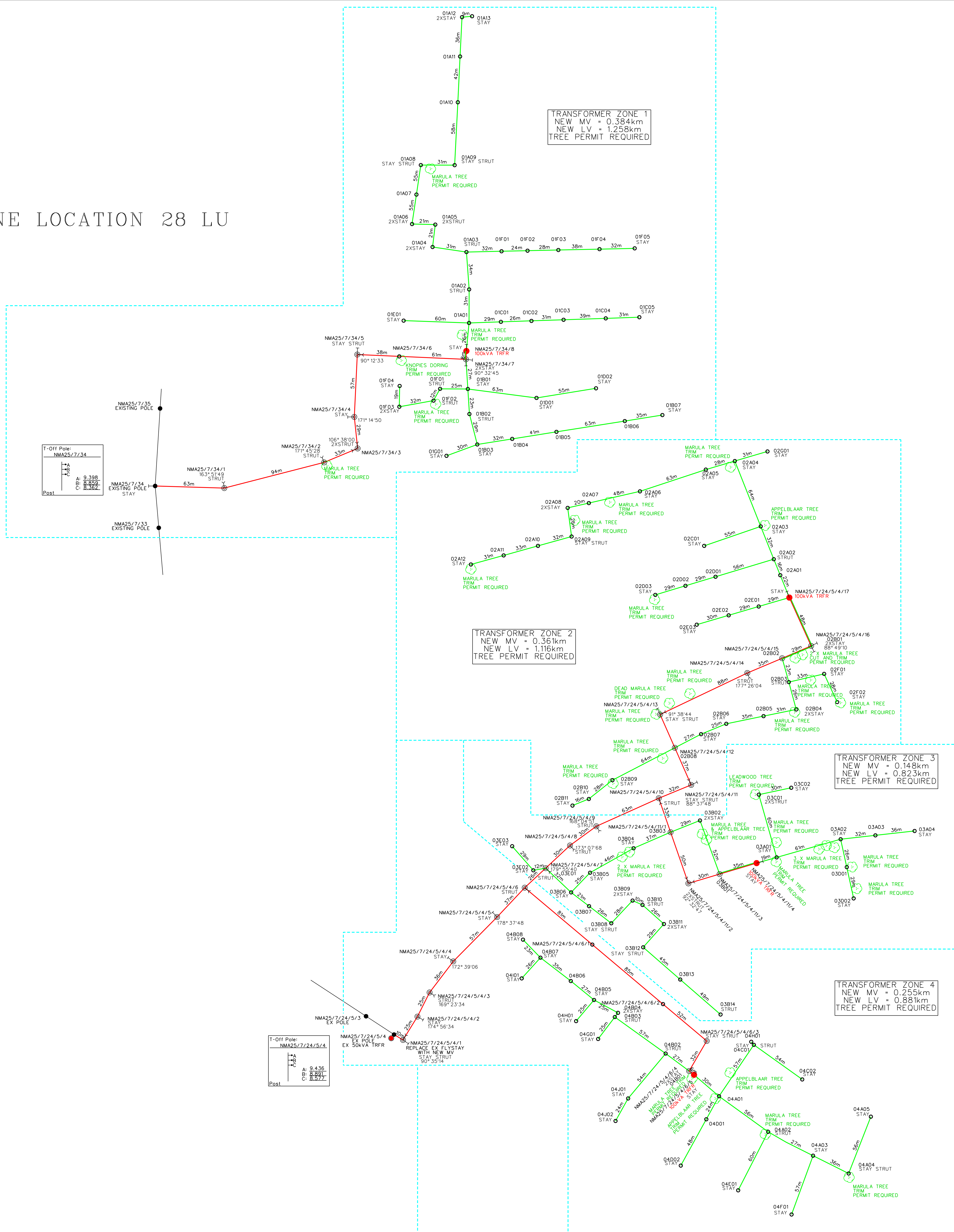


MAKUSHANE LOCATION 28 LU



LI GGI NOSPLAN LOCALITY SKETCH

GARDEN VIEW VILLAGE ELECTRIFICATION AS PEGGED PLAN MV & LV LAYOUT

FEEDER: NAMAKGALE / MAKHUSANE 11kV
 PROPERTY: MAKUSHANE LOCATION 28 LU
 DATUM/SYSTEM: WG 31
 COMPILATION: 2331 CC
 SCALE: 1 : 1 500

TOTAL NEW MV = 1.54km
 TOTAL NEW LV = 4.578km

- VERWYSING REFERENCE
- Existing MV
 - New MV
 - - - Ex Single Phase MV - Upgrade To 3 Phase
 - Existing LV
 - New LV
 - - - Ex LV (Dismantle)
 - - - TRF Zone Boundary
- OPPERVLAKTE / AREA
- Existing MV Structure
 - New MV Structure (Band/1 Off)
 - New MV/LV Structure - Intermediate
 - New TRF
 - Existing TRF
 - Protected Tree

OPGEMEET DEUR: LJC ENGINEERING SURVEYS DATUM: 2022/02
 SURVEYED BY: _____ DATE: _____

LJCC ENGINEERING SURVEY

TEL.015 297 7457
 EMAIL: admin@ljcc.co.za
 P.O. BOX 12452
 BENDOR 0699

