

ex. wall tiles to be removed wall to be chipped and plastered and made good to matched ex. - 9.4m²

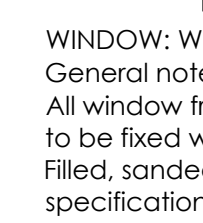
ex. wall tiles to be removed wall to be chipped and plastered and made good to matched ex. - 9.5m²

ex. slab infill 600mm deep on compacted fill and dpm as per engineers details to receive new terrazzo floor finish to match ex. - area 3.0m²

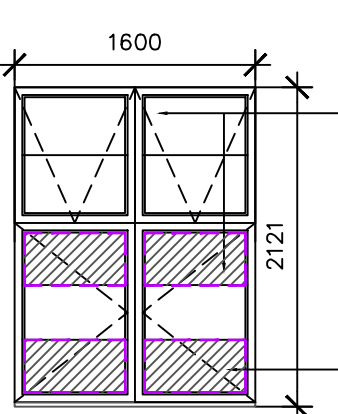
ex. vinyl floor finish and adhesive to be removed in its entire to receive new floor finish as per specifications area - 7.9m²

Replace (1 off) missing window handles with brass window combination stay & fastener 300mm
NB: fix with brass screws

Replace (1 off) missing timber window sash and glazing to match existing



WINDOW: WC/W2
General note:
All window frames & casements to be fixed where damaged. Filled, sanded & sealed as per specifications.

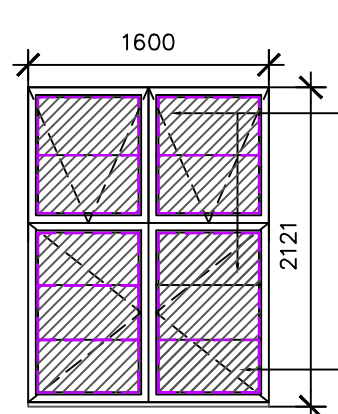


WINDOW: KTa/W3
General note:
All window frames & casements to be fixed where damaged. Filled, sanded & sealed as per specifications.

Replace (4 off) missing window handles with brass window combination stay & fastener 300mm
NB: fix with brass screws

Hinges: Window hinges to be inspected, serviced or replaced if required with brass butt hinge and brass screws or equally approved

Replace (4 off) missing fixed panel glass with 6mm toughened safety glass or equally approved as per SANS10400 part N



WINDOW: KTb/W3
General note:
All window frames & casements to be fixed where damaged. Filled, sanded & sealed as per specifications.

Replace (4 off) missing window handles with brass window combination stay & fastener 300mm
NB: fix with brass screws


Hinges: Window hinges to be inspected, serviced or replaced if required with brass butt hinge and brass screws or equally approved

Replace (5 off) missing fixed panel glass with 6mm toughened safety glass or equally approved as per SANS10400 part N

Replace (4 off) missing timber window sash and glazing to match existing

FLOOR FINISH	• Floors: ex terrazzo floor tiles to be pressure washed and sealed as per specifications - 65.45m ²
WALL FINISH	• Existing plaster & paint: - Walls to be scraped, treated, fill all imperfections. - Walls to receive new finish as per specifications
CEILING	• - hack off existing flaking paint , treat and fill all imperfections to receive new finish as per spec.
WINDOW	• Existing Timber Window Frames: - Timber window frames to be inspected for wood rot and water damage. - Affected mullions to be removed and replaces to match. - All damage and broken glass to be replaced with 6mm toughened safety glass as per sans 10400 Part N or equally approved my specialist - Window hinges to be replaced with brass type hinge and secured with brass screws Window handles: Window handles to be replaced with brass type handles to match existing and fixed with brass screws as per schedule Windowsill : - Windowsill to be inspected for damage ,and replaced were required - Affected sills to be removed and replaces to match.
DOOR	• Timber door frames to be inspected for wood rot and water damage. door frames to be repaired with salvaged and made good to match ex. Doors: Refer to door detail

KITCHEN- NORTH WING



P.O.BOX 37188
OVERPORT
DURBAN
4067
TELE : 2097245/6
FAX : 2097247
E-MAIL : seedat@ion.co.za
AHMED.SEEDAT-ARCHITECT
REG no :3140(S.A.C.A.P)

ROOM NAME -
PROJECT:
NATAL COMMAND -DILAPIDATION REPORT

DRAWING TITLE:
ROOM AND OFFICE DATA SHEETS

SCALE: 1/50	DRWG.No: 21126
DATE: DEC 2022	PAGE.No: 1