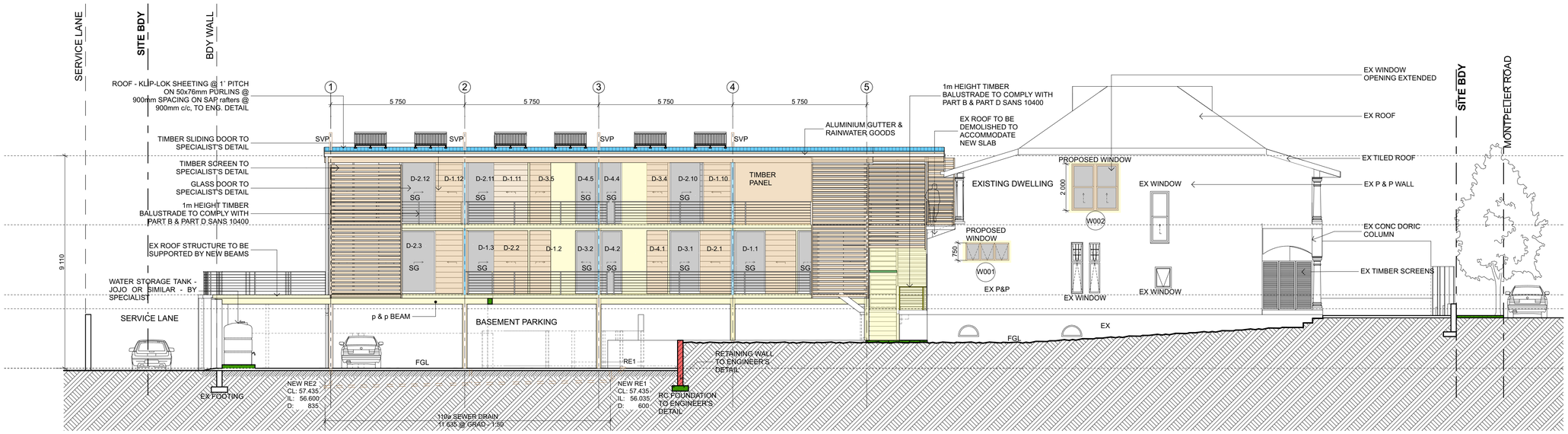

E01 NW Sectional Elevation 1:100

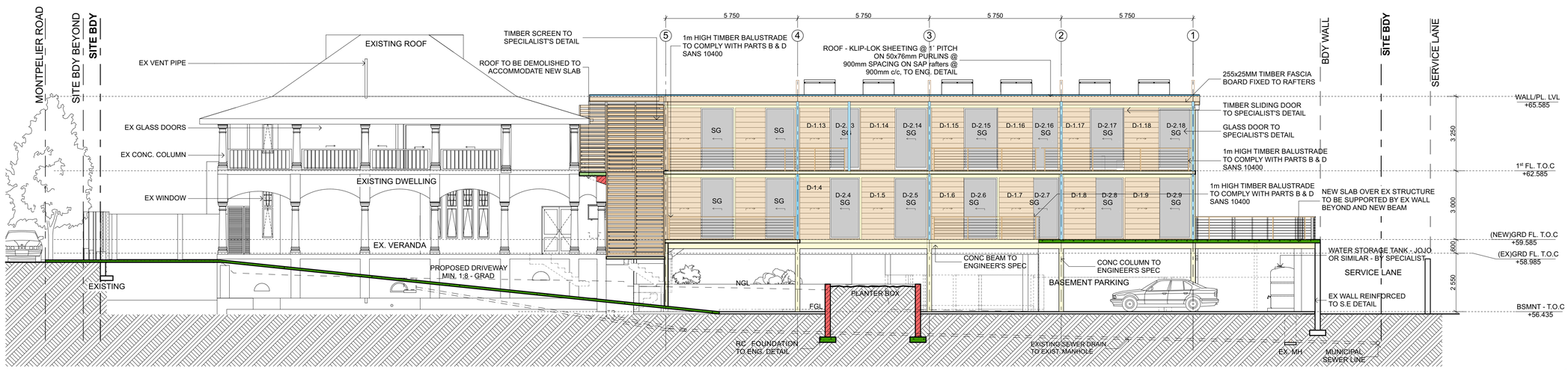

E02 SE Sectional Elevation 1:100

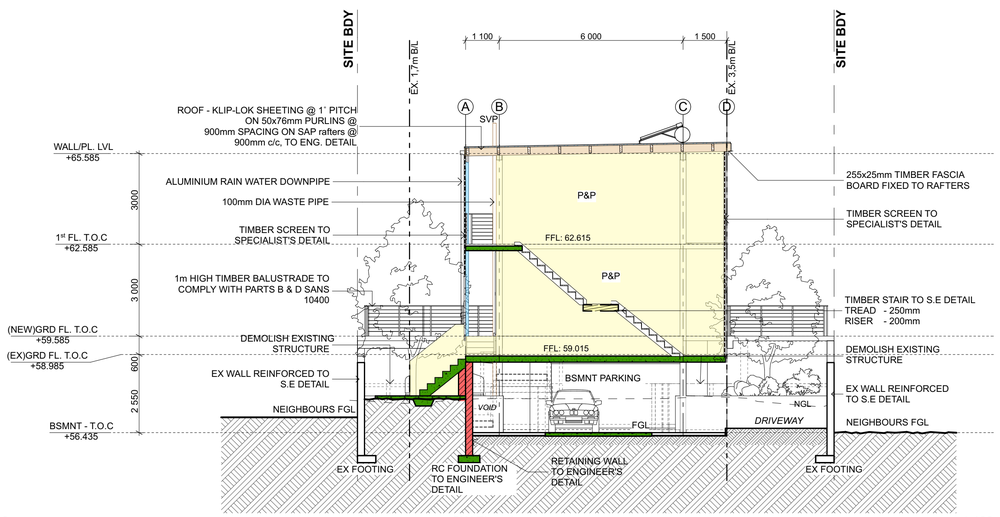

E03 SW Elevation 1:100

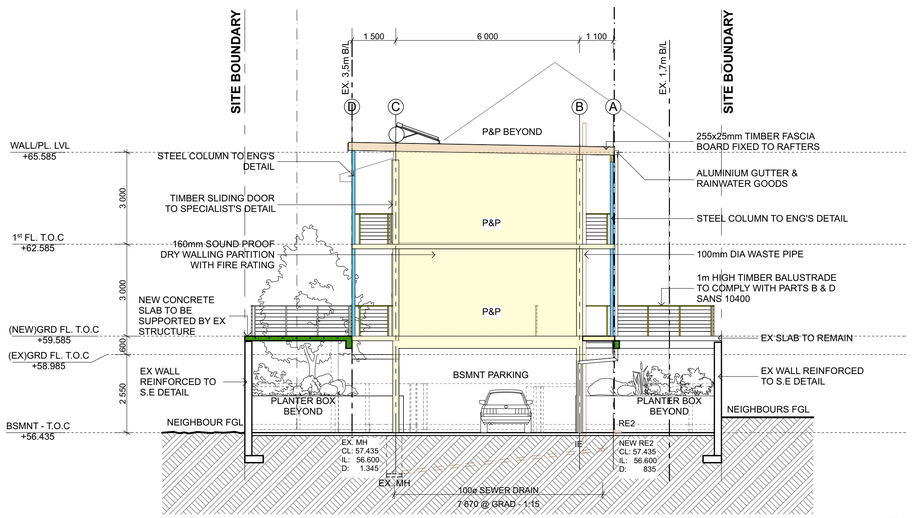

E04 NE Elevation 1:100

THIS DRAWING IS COPYRIGHT RICHARD STRETTON. ALL BUILDING WORK TO COMPLY WITH SANS 10400. ALL DIMENSIONS TO BE CHECKED ON SITE. ANY DISCREPANCIES TO BE CHECKED WITH THE ARCHITECT / ENGINEER BEFORE COMMENCING WORK. WRITTEN DIMENSIONS TO BE TAKEN IN PREFERENCE TO SCALING.

PROPOSED ADDITIONS AND MINOR ALTERATIONS TO EXISTING DWELLING & OUTBUILDINGS

PROJECT:	200 MONTPELIER ROAD
PROJECT NO:	A199
DRAWING TITLE:	AMAFA ELEVATIONS & SECTIONS
DRAWING:	LA(--)004 — REVISION:
SCALE:	1:100, 1:8,16 @ A1
DATE:	2021/12/15
AUTHOR:	NN
PROPERTY:	200 MONTPELIER ROAD WINDERMERE
OWNER:	R STRETTON
ENGINEER:	#ENGINEER
OWNER SIGNATURE:	
ARCHITECTS SIGNATURE:	R STRETTON PR ARCH 21042
FOR OFFICE USE:	/Volumes/ ARCHITECTURE/A199 200 MONTPELIER/MULTI-STORY UNIT/ DRAWINGS/ Z_SUBMISSION/ARCHICAD/2021.12.15 - A199.pln Wednesday, 15 December 2021

KOOP DESIGN STUDIO
200 MONTPELIER ROAD I DURBAN | 4001 | SOUTH AFRICA
031 201 2415 | koop@koopdesign.co.za | koopdesign.co.za