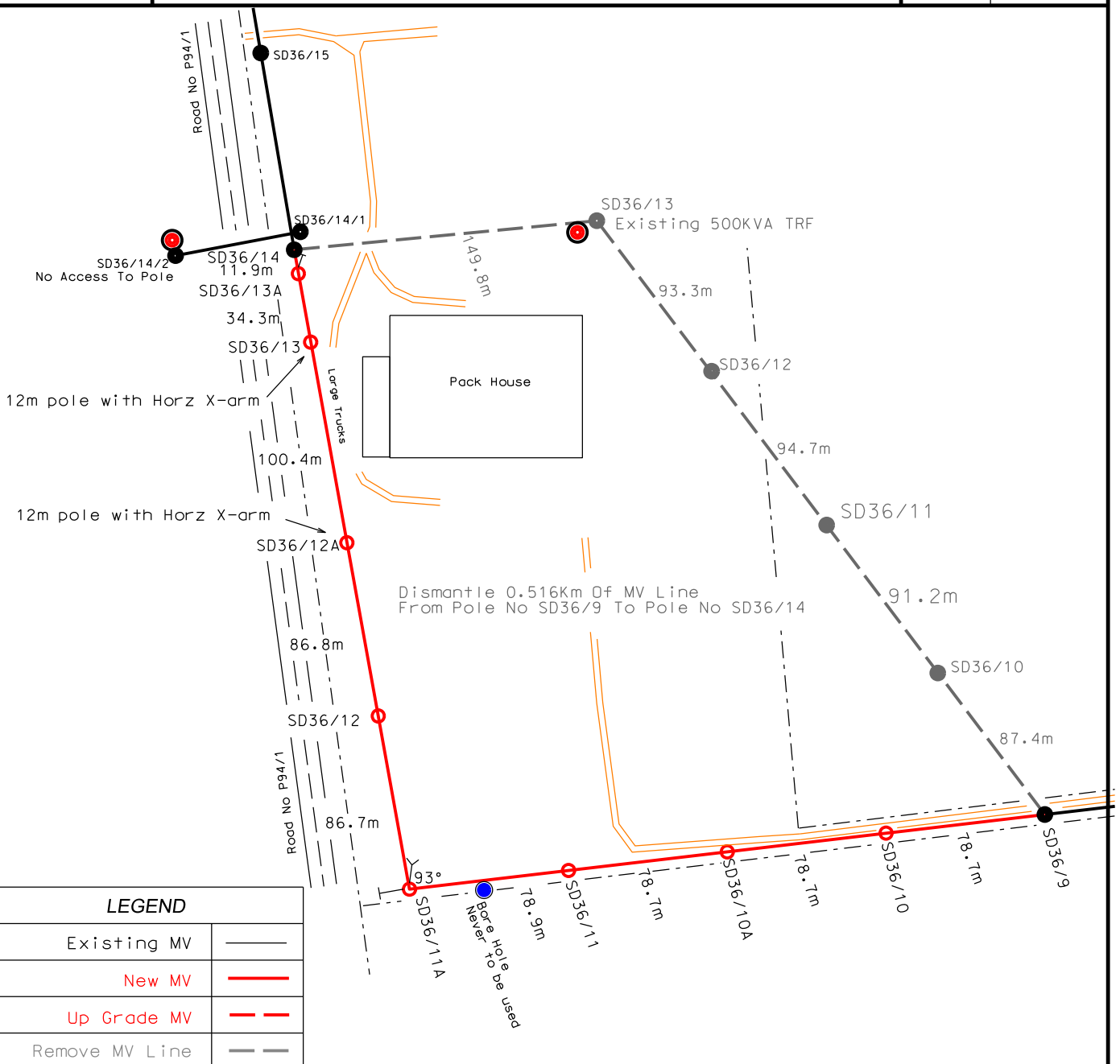




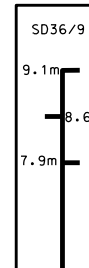
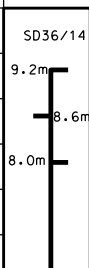
ENGINEERING SURVEY DESIGN DRAWING

Reference	CAD-Line Survey-LOU
Effective Date	15/10/2015
Revision	01



LEGEND

Existing MV	—
New MV	—
Up Grade MV	—
Remove MV Line	---
Existing Trfr	●
New Trfr	●
Existing MV Pole	●
New MV Pole	○
Stay	—
Strut	>



SD36/14	3	
	2	
	1	
J Erasmus	0	01/08/2019
SURVEYOR	REV	SURVEY DATE

FEEDER:	DE PUT 11KV
PROJECT NO:	MPB304291122B
CONDUCTOR:	
LENGTH OF LINE:	Dismantle 0.516km Of MV Line New MV Line 0.635km
SURVEYOR:	EngSurv
DRAUGHTSPERSON:	J Erasmus

CUSTOMER:	M.W De Wet & Seuns Boerdery (PTY) LTD
PROPERTY:	Portion 11 Of Farm Palmietfontein 620 LS Portion 19 Of Farm Palmietfontein 620 LS
CONTACT DETAILS	060 679 6827
SCALE:	1:3000
PAGE:	1 of 1

THIS DRAWING IS THE PROPERTY OF Eskom
Disclaimer: Eskom is not responsible for any errors displayed on this drawing