




SCALE 1:6000

DRAWING REF: MvdW-550

DATE: 13/03/2014

LEGEND

-  SP1 Approximate position of test pit
-  ZONE A Geotechnical Zone
-  Inferred Geotechnical Zone Boundary

M.J. VAN DER WALT ENGINEERING GEOLOGIST CC
REG. NO. CK95/07370/23
PO BOX 10972, ASTON MANOR, 1630
CELL: 083 447 5838
FAX: 086 684 9664