

THE DEVELOPMENT OF THE 100MW LICHTENBURG 3 PHOTOVOLTAIC SOLAR ENERGY FACILITY AND ASSOCIATED INFRASTRUCTURE, NORTH WEST PROVINCE

Environmental Management Programme for the
Power Line

August 2022

savannah
environmental

APPENDIX 1
GENERIC ENVIRONMENTAL MANAGEMENT PROGRAMME (EMPr) FOR THE
DEVELOPMENT AND EXPANSION FOR OVERHEAD ELECTRICITY
TRANSMISSION AND DISTRIBUTION INFRASTRUCTURE



environmental affairs

Department:
Environmental Affairs
REPUBLIC OF SOUTH AFRICA

TABLE OF CONTENTS

	PAGE
INTRODUCTION	1
1. Background	1
2. Purpose	1
3. Objective	1
4. Scope.....	1
5. Structure of this document.....	2
6. Completion of part B: section 1: the pre-approved generic EMPr template.....	4
7. Amendments of the impact management outcomes and impact management actions	4
8. Documents to be submitted as part of part B: section 2 site specific information and declaration	5
(a) Amendments to Part B: Section 2 – site specific information and declaration.....	5
PART A – GENERAL INFORMATION.....	6
1. DEFINITIONS	6
2. ACRONYMS and ABBREVIATIONS.....	7
National Environmental Management: Biodiversity Act ,2004 (Act No. 10 of 2004)	7
3. ROLES AND RESPONSIBILITIES FOR ENVIRONMENTAL MANAGEMENT PROGRAMME (EMPr) IMPLEMENTATION	8
4. ENVIRONMENTAL DOCUMENTATION REPORTING AND COMPLIANCE	14
4.1 Document control/Filing system.....	14
4.2 Documentation to be available	14
4.3 Weekly Environmental Checklist.....	14
4.4 Environmental site meetings	15
4.5 Required Method Statements	15
4.6 Environmental Incident Log (Diary)	16
4.7 Non-compliance	16
4.8 Corrective action records.....	17
4.9 Photographic record	17
4.10 Complaints register	18
4.11 Claims for damages.....	18
4.12 Interactions with affected parties.....	18
4.13 Environmental audits	19
4.14 Final environmental audits	19
PART B: SECTION 1: Pre-approved generic EMPr template	20
5. IMPACT MANAGEMENT OUTCOMES AND IMPACT MANAGEMENT ACTIONS	20

5.1	Environmental awareness training	21
5.2	Site Establishment development	24
5.3	Access restricted areas	25
5.4	Access roads.....	27
5.5	Fencing and Gate installation	31
5.6	Water Supply Management	35
5.7	Storm and wastewater management.....	37
5.8	Solid and hazardous waste management	38
5.9	Protection of watercourses	41
5.10	Vegetation clearing.....	45
5.11	Protection of fauna.....	50
5.12	Protection of heritage resources.....	54
5.13	Safety of the public.....	55
5.14	Sanitation	58
5.15	Prevention of disease	60
5.16	Emergency procedures.....	62
5.17	Hazardous substances	64
5.18	Workshop, equipment maintenance and storage.....	71
5.19	Batching plants (if relevant).....	73
5.20	Dust emissions	76
5.21	Blasting.....	78
5.22	Noise	79
5.23	Fire prevention	81
5.24	Stockpiling and stockpile areas.....	83
5.25	Finalising tower positions.....	84
5.26	Excavation and Installation of foundations	86
5.27	Assembly and erecting towers	88
5.28	Stringing.....	93
5.29	Socio-economic	96
5.30	Temporary closure of site	98
5.31	Landscaping and rehabilitation.....	102
6	ACCESS TO THE GENERIC EMPr	106
PART B: SECTION 2		107
7	SITE SPECIFIC INFORMATION AND DECLARATION.....	107
7.1	Sub-section 1: contact details and description of the project	107
7.2	Sub-section 2: Development footprint site map	109

7.3	Sub-section 3: Declaration	120
7.4	Sub-section 4: amendments to site specific information (Part B; section 2)	120
PART C		121
8	SITE SPECIFIC ENVIRONMENTAL ATTRIBUTES	121
CONSTRUCTION PHASE OUTCOMES AND ACTIONS		122
7.1.	Avifauna	122
7.2.	Ecology	125
7.3.	Wetland	129
7.4.	Heritage	135
7.5.	Social	138
7.6.	Soils	147
7.7.	Visual	149
7.8.	Traffic	151
OPERATIONAL PHASE OUTCOMES AND ACTIONS		153
7.9.	Avifauna	153
7.10.	Ecology	154
7.11.	Wetland	157
7.12.	Social	160
DECOMMISSIONING PHASE OUTCOMES AND ACTIONS.....		163
7.13.	Avifauna Error! Bookmark not defined.	
APPENDIX 1: METHOD STATEMENTS.....		165
APPENDIX 2: CV OF THE EAP		166

List of tables

Table 1: Guide to roles and responsibilities for implementation of an EMPr	8
--	---

» INTRODUCTION

1. Background

The National Environmental Management Act, 1998 (Act No. 107 of 1998) (NEMA) requires that an environmental management programme (EMPr) be submitted where an environmental impact assessment (EIA) has been identified as the environmental instrument to be utilised as the basis for a decision on an application for environmental authorisation (EA). The content of an EMPr must either contain the information set out in Appendix 4 of the Environmental Impact Assessment Regulations, 2014, as amended, (EIA Regulations) or must be a generic EMPr relevant to an application as identified and gazetted by the Minister in a government notice. Once the Minister has identified, through a government notice, that a generic EMPr is relevant to an application for EA, that generic EMPr must be applied by all parties involved in the EA process, including, but not limited to, the applicant and the competent authority (CA).

2. Purpose

This document constitutes a generic EMPr relevant to applications for the development or expansion of overhead electricity transmission and distribution infrastructure, and all listed and specified activities necessary for the realisation of such infrastructure.

3. Objective

The objective of this generic EMPr is to prescribe and pre-approve generally accepted impact management outcomes and impact management actions, which can commonly and repeatedly be used for the avoidance, management and mitigation of impacts and risks associated with the development or expansion of overhead electricity transmission and distribution infrastructure. The use of a generic EMPr is intended to reduce the need to prepare and review individual EMPrs for applications of a similar nature.

4. Scope

The scope of this generic EMPr applies to the development or expansion of overhead electricity transmission and distribution infrastructure requiring EA in terms of NEMA, i.e. with a capacity of 33 kilovolts or more. This generic EMPr applies to activities requiring EA, mainly activity 11 and 47 of the Environmental Impact Assessment Regulations Listing Notice 1 of 2014, as amended, and activity 9 of the Environmental Impact Assessment Regulations Listing Notice 2 of 2014, as amended, and all associated listed or specified activities necessary for the realisation of such infrastructure.

5. Structure of this document

This document is structured in three parts with an Appendix as indicated in the table below:

Part	Section	Heading	Content
A		Provides general guidance and information and is not legally binding	Definitions, acronyms, roles & responsibilities and documentation and reporting.
B	1	Pre-approved generic EMPr template	<p>Contains generally accepted impact management outcomes and impact management actions required for the avoidance, management and mitigation of impacts and risks associated with the development or expansion of overhead electricity transmission and distribution infrastructure, which are presented in the form of a template that has been pre-approved.</p> <p>The template in this section is to be completed by the contractor, with each completed page signed and dated by the holder of the EA prior to commencement of the activity.</p> <p>Where an impact management outcome is not relevant, the words "not applicable" can be inserted in the template under the "responsible persons" column.</p> <p>Once completed and signed, the template represents the EMPr for the activity approved by the CA and is legally binding. The template is not required to be submitted to the CA as once the generic EMPr is gazetted for implementation, it has been approved by the CA.</p> <p>To allow interested and affected parties access to the pre-approved EMPr template for consideration through the decision-making process, the EAP on behalf of the applicant /proponent must make the hard copy of this EMPr available at a public location and where the applicant has a website, the EMPr should also be made available on such publicly accessible website.</p>
	2	Site specific information	Contains preliminary infrastructure layout and a declaration that the applicant/holder of the EA

Part	Section	Heading	Content
			<p>will comply with the pre-approved generic EMPr template contained in Part B: Section 1, and understands that the impact management outcomes and impact management actions are legally binding. The preliminary infrastructure layout must be finalized to inform the final EMPr that is to be submitted with the basic assessment report (BAR) or environmental impact assessment report (EIAR), ensuring that all impact management outcomes and actions have been either pre-approved or approved in terms of Part C.</p> <p>This section must be submitted to the CA together with the final BAR or EIAR. The information submitted to the CA will be considered to be incomplete should a signed copy of Part B: section 2 not be submitted. Once approved, this Section forms part of the EMPr for the development and is legally binding.</p>
C		Site specific sensitivities/ attributes	<p>If any specific environmental sensitivities/ attributes are present on the site which require site specific impact management outcomes and impact management actions, not included in the pre-approved generic EMPr, to manage impacts, these specific impact management outcomes and impact management actions must be included in this section. These specific environmental attributes must be referenced spatially and impact management outcomes and impact management actions must be provided. These specific impact management outcomes and impact management actions must be presented in the format of the pre-approved EMPr template (Part B: section 1)</p> <p>This section will not be required should the site contain no specific environmental sensitivities or attributes. However, if Part C is applicable to the site, it is required to be submitted together with the BAR or EIAR, for consideration of, and decision on, the application for EA. The information in this section must be prepared by an EAP, and must contain his/her name and</p>

Part	Section	Heading	Content
			<p>expertise including a curriculum vitae. Once approved, Part C forms part of the EMPr for the site and is legally binding.</p> <p>This section applies only to additional impact management outcomes and impact management actions that are necessary for the avoidance, management and mitigation of impacts and risks associated with the specific development or expansion and which are not already included in Part B: section 1.</p>
	Appendix 1		Contains the method statements to be prepared prior to commencement of the activity. The method statements are not required to be submitted to the competent authority.

6. Completion of part B: section 1: the pre-approved generic EMPr template

The template is to be completed prior to commencement of the activity, by providing the following information for each environmental impact management action:

- For implementation
 - a 'responsible person',
 - a method for implementation,
 - a timeframe for implementation
- For monitoring
 - a responsible person
 - frequency
 - evidence of compliance.

The completed template must be signed and dated by the holder of the EA prior to commencement of the activity. The method statements prepared and agreed to by the holder of the EA must be appended to the template as Appendix 1. Each method statement must be signed and dated on each page by the holder of the EA. This template, once signed and dated, is legally binding. The holder of the EA will remain responsible for its implementation.

7. Amendments of the impact management outcomes and impact management actions

Once the activity has commenced, a holder of an EA may make amendments to the impact management outcomes and impact management actions in the following manner:

- Amendment of the impact management outcomes: in line with the process contemplated in regulation 37 of the EIA Regulations; and
- Amendment of the impact management actions: in line with the process contemplated in regulation 36 of the EIA Regulations.

8. Documents to be submitted as part of part B: section 2 site specific information and declaration

Part B: Section 2 has three distinct sub-sections. The first and third sub-sections are in a template format. Sub-section two requires a map to be produced.

Sub-section 1 contains the project name, the applicant's name and contact details, the site information, which includes coordinates of the corridor in which the proposed overhead electricity transmission and distribution infrastructure is proposed as well as the 21-digit Surveyor General code of each cadastral land parcel and, where available, the farm name.

Sub-section 2 is to be prepared by an EAP and must contain his/her name and expertise including a curriculum vitae. This sub-section must include a map of the site sensitivity overlaid with the preliminary infrastructure layout using the national web based environmental screening tool, when available for compulsory use at: <https://screening.environment.gov.za/screeningtool>. The sensitivity map shall identify the nature of each sensitive feature e.g. raptor nest, threatened plant species, archaeological site, etc. Sensitivity maps must identify features both within the planned working area and any known sensitive features in the surrounding landscape within 50m from the development footprint. The overhead transmission and distribution profile must be illustrated at an appropriate resolution to enable fine scale interrogation. It is recommended that <20 km of overhead transmission and distribution length is illustrated per page in A3 landscape format. Where considered appropriate, photographs of sensitive features in the context of tower positions must be used.

Sub-section 3 is the declaration that the applicant/proponent or holder of the EA in the case of a change of ownership must complete, which confirms that the applicant/EA holder will comply with the pre-approved generic EMPr template in Section 1 and understands that the impact management outcomes and actions are legally binding.

(a) Amendments to Part B: Section 2 – site specific information and declaration

Should the EA be transferred, Part B: Section 2 must be completed by the new applicant/proponent and submitted with the application for an amendment of the EA in terms of Regulations 29 or 31 of the EIA Regulations, whichever applies. The information submitted as part of such an application for an amendment to an EA will be considered to be incomplete should a signed copy of Part B: Section 2 not be submitted. Once approved, Part B: Section 2 forms part of the EMPr for the development and the EMPr becomes legally binding to the new EA holder.

» PART A – GENERAL INFORMATION

1. DEFINITIONS

In this EMPr any word or expression to which a meaning has been assigned in the NEMA or EIA Regulations has that meaning, and unless the context requires otherwise –

"clearing" means the clearing and removal of vegetation, whether partially or in whole, including trees and shrubs, as specified;

"construction camp" is the area designated for key construction infrastructure and services, including but not limited to offices, overnight vehicle parking areas, stores, the workshop, stockpile and lay down areas, hazardous storage areas (including fuels), the batching plant (if one is located at the construction camp), designated access routes, equipment cleaning areas and the placement of staff accommodation, cooking and ablution facilities, waste and wastewater management;

"contractor" - The Contractor has overall responsibility for ensuring that all work, activities, and actions linked to the delivery of the contract, are in line with the Environmental Management Programme and that Method Statements are implemented as described.

"hazardous substance" is a substance governed by the Hazardous Substances Act, 1973 (Act No. 15 of 1973) as well as the Hazardous Chemical and Substances Regulations, 1995;

"method statement" means a written submission by the Contractor to the Project Manager in response to this EMPr or a request by the Project Manager and ECO. The method statement must set out the equipment, materials, labour and method(s) the Contractor proposes using to carry out an activity identified by the Project Manager when requesting the Method Statement. This must be done in such detail that the Project Manager and ECO is able to assess whether the Contractor's proposal is in accordance with this specification and/or will produce results in accordance with this specification;

The method statement must cover applicable details with regard to:

- (i) Construction procedures;
- (ii) Plant, materials and equipment to be used;
- (iii) Transporting the equipment to and from site;
- (iv) How the plant/ material/ equipment will be moved while on site;
- (v) How and where the plant/ material/ equipment will be stored;
- (vi) The containment (or action to be taken if containment is not possible) of leaks or spills of any liquid or material that may occur;
- (vii) Timing and location of activities;
- (viii) Compliance/ non-compliance; and
- (ix) Any other information deemed necessary by the Project Manager.

"slope" means the inclination of a surface expressed as one unit of rise or fall for so many horizontal units;

“**solid waste**” means all solid waste, including construction debris, hazardous waste, excess cement/ concrete, wrapping materials, timber, cans, drums, wire, nails, food and domestic waste (e.g. plastic packets and wrappers);

“**spoil**” means excavated material which is unsuitable for use as material in the construction works or is material which is surplus to the requirements of the construction works;

“**topsoil**” means a varying depth (up to 300 mm) of the soil profile irrespective of the fertility, appearance, structure, agricultural potential, fertility and composition of the soil; and

“**works**” means the works to be executed in terms of the Contract

2. ACRONYMS and ABBREVIATIONS

CA	Competent Authority
cEO	Contractors Environmental Officer
dEO	Developer Environmental Officer
DPM	Developer Project Manager
DSS	Developer Site Supervisor
EAR	Environmental Audit Report
ECA	Environment Conservation Act No. 73 of 1989
ECO	Environmental Control Officer
EA	Environmental Authorisation
EIA	Environmental Impact Assessment
ERAP	Emergency Response Action Plan
EMPr	Environmental Management Programme Report
EAP	Environmental Assessment Practitioner
FPA	Fire Protection Agency
HCS	Hazardous chemical Substance
NEMA	National Environmental Management Act, 1998 (Act No. 107 of 1998)
NEMBA	National Environmental Management: Biodiversity Act ,2004 (Act No. 10 of 2004)
NEMWA	National Environmental Management: Waste Act, 2008 (Act No. 59 of 2008)
MSDS	Material Safety Data Sheet
RI&APs	Registered interested and affected parties

3. ROLES AND RESPONSIBILITIES FOR ENVIRONMENTAL MANAGEMENT PROGRAMME (EMPr) IMPLEMENTATION

The effective implementation of this generic EMPr is dependent on established and clear roles, responsibilities and reporting lines within an institutional framework. This section of the EMPr gives guidance to the various environmental roles and reporting lines, however, project specific requirements will ultimately determine the need for the appointment of specific person(s) to undertake specific roles and or responsibilities. As such, it must be noted that in the event that no specific person, for example, an environmental control officer (ECO) is appointed, the holder of the EA remains responsible for ensuring that the duties indicated in this document for action by the ECO are undertaken.

Table 1: *Guide to roles and responsibilities for implementation of an EMPr*

Responsible Person (s)	Role and Responsibilities
Developer's Project Manager (DPM)	<p>Role</p> <p>The Project Developer is accountable for ensuring compliance with the EMPr and any conditions of approval from the competent authority (CA). Where required, an environmental control officer (ECO) must be contracted by the Project Developer to objectively monitor the implementation of the EMPr according to relevant environmental legislation, and the conditions of the environmental authorisation (EA). The Project Developer is further responsible for providing and giving mandate to enable the ECO to perform responsibilities, and he must ensure that the ECO is integrated as part of the project team while remaining independent.</p> <p>Responsibilities</p> <ul style="list-style-type: none"> - Be fully conversant with the conditions of the EA; - Ensure that all stipulations within the EMPr are communicated and adhered to by the Developer and its Contractor(s); - Issuing of site instructions to the Contractor for corrective actions required; - Monitor the implementation of the EMPr throughout the project by means of site inspections and meetings. Overall management of the project and EMPr implementation; and - Ensure that periodic environmental performance audits are undertaken on the project implementation.
Developer Site Supervisor (DSS)	Role

Responsible Person (s)	Role and Responsibilities
	<p>The DSS reports directly to the DPM, oversees site works, liaises with the contractor(s) and the ECO. The DSS is responsible for the day to day implementation of the EMPr and for ensuring the compliance of all contractors with the conditions and requirements stipulated in the EMPr.</p> <p>Responsibilities</p> <ul style="list-style-type: none"> - Ensure that all contractors identify a contractor's Environmental Officer (cEO); - Must be fully conversant with the conditions of the EA. Oversees site works, liaison with Contractor, DPM and ECO; - Must ensure that all landowners have the relevant contact details of the site staff, ECO and cEO; - Issuing of site instructions to the Contractor for corrective actions required; - Will issue all non-compliances to contractors; and - Ratify the Monthly Environmental Report.
Environmental Control Officer (ECO)	<p>Role</p> <p>The ECO should have appropriate training and experience in the implementation of environmental management specifications. The primary role of the ECO is to act as an independent quality controller and monitoring agent regarding all environmental concerns and associated environmental impacts. In this respect, the ECO is to conduct periodic site inspections, attend regular site meetings, pre-empt problems and suggest mitigation and be available to advise on incidental issues that arise. The ECO is also required to conduct compliance audits, verifying the monitoring reports submitted by the cEO and dEO. The ECO provides feedback to the DSS and Project Manager regarding all environmental matters. The Contractor, cEO and dEO are answerable to the Environmental Control Officer for non- compliance with the Performance Specifications as set out in the EA and EMPr.</p> <p>The ECO provides feedback to the DSS and Project Manager, who in turn reports back to the Contractor and potential and Registered Interested &Affected Parties (RI&APs), as required. Issues of non-compliance raised by the ECO must be taken up by the Project Manager, and resolved with the Contractor as per the conditions of his contract. Decisions regarding environmental procedures, specifications and requirements which have a cost implication (i.e. those that are deemed to be a</p>

Responsible Person (s)	Role and Responsibilities
	<p>variation, not allowed for in the Performance Specification) must be endorsed by the Project Manager. The ECO must also, as specified by the EA, report to the relevant CA as and when required.</p> <p>Responsibilities</p> <p>The responsibilities of the ECO will include the following:</p> <ul style="list-style-type: none"> - Be aware of the findings and conclusions of all EA related to the development; - Be familiar with the recommendations and mitigation measures of this EMPr; - Be conversant with relevant environmental legislation, policies and procedures, and ensure compliance with them; - Undertake regular and comprehensive site inspections / audits of the construction site according to the generic EMPr and applicable licenses in order to monitor compliance as required; - Educate the construction team about the management measures contained in the EMPr and environmental licenses; - Compilation and administration of an environmental monitoring plan to ensure that the environmental management measures are implemented and are effective; - Monitoring the performance of the Contractors and ensuring compliance with the EMPr and associated Method Statements; - In consultation with the Developer Site Supervisor order the removal of person(s) and/or equipment which are in contravention of the specifications of the EMPr and/or environmental licenses; - Liaison between the DPM, Contractors, authorities and other lead stakeholders on all environmental concerns; - Compile a regular environmental audit report highlighting any non-compliance issues as well as satisfactory or exceptional compliance with the EMPr; - Validating the regular site inspection reports, which are to be prepared by the contractor Environmental Officer (cEO); - Checking the cEO's record of environmental incidents (spills, impacts, legal transgressions etc) as well as corrective and preventive actions taken;

Responsible Person (s)	Role and Responsibilities
	<ul style="list-style-type: none"> - Checking the cEO's public complaints register in which all complaints are recorded, as well as action taken; - Assisting in the resolution of conflicts; - Facilitate training for all personnel on the site – this may range from carrying out the training, to reviewing the training programmes of the Contractor; - In case of non-compliances, the ECO must first communicate this to the Senior Site Supervisor, who has the power to ensure this matter is addressed. Should no action or insufficient action be taken, the ECO may report this matter to the authorities as non-compliance; - Maintenance, update and review of the EMPr; - Communication of all modifications to the EMPr to the relevant stakeholders.
<p>developer Environmental Officer (dEO)</p>	<p>Role</p> <p>The dEOs will report to the Project Manager and are responsible for implementation of the EMPr, environmental monitoring and reporting, providing environmental input to the Project Manager and Contractor's Manager, liaising with contractors and the landowners as well as a range of environmental coordination responsibilities.</p> <p>Responsibilities</p> <ul style="list-style-type: none"> - Be fully conversant with the EMPr; - Be familiar with the recommendations and mitigation measures of this EMPr, and implement these measures; - Ensure that all stipulations within the EMPr are communicated and adhered to by the Employees, Contractor(s) ; - Confine the development site to the demarcated area; - Conduct environmental internal audits with regards to EMPr and authorisation compliance (on cEO); - Assist the contractors in addressing environmental challenges on site; - Assist in incident management: - Reporting environmental incidents to developer and ensuring that corrective action is taken, and lessons learnt shared;

Responsible Person (s)	Role and Responsibilities
	<ul style="list-style-type: none"> - Assist the contractor in investigating environmental incidents and compile investigation reports; - Follow-up on pre-warnings, defects, non-conformance reports; - Measure and communicate environmental performance to the Contractor; - Conduct environmental awareness training on site together with ECO and cEO; - Ensure that the necessary legal permits and / or licenses are in place and up to date; - Acting as Developer's Environmental Representative on site and work together with the ECO and contractor;
Contractor	<p>Role</p> <p>The Contractor appoints the cEO and has overall responsibility for ensuring that all work, activities, and actions linked to the delivery of the contract are in line with the EMPr and that Method Statements are implemented as described. External contractors must ensure compliance with this EMPr while performing the onsite activities as per their contract with the Project Developer. The contractors are required, where specified, to provide Method Statements setting out in detail how the impact management actions contained in the EMPr will be implemented during the development or expansion for overhead electricity transmission and distribution infrastructure activities.</p> <p>Responsibilities</p> <ul style="list-style-type: none"> - project delivery and quality control for the development services as per appointment; - employ a suitably qualified person to monitor and report to the Project Developer's appointed person on the daily activities on-site during the construction period; - ensure that safe, environmentally acceptable working methods and practices are implemented and that equipment is properly operated and maintained, to facilitate proper access and enable any operation to be carried out safely; - attend on site meeting(s) prior to the commencement of activities to confirm the procedure and designated activity zones; - ensure that contractors' staff repair, at their own cost, any environmental damage as a result of a contravention of the specifications contained in EMPr, to the satisfaction of the ECO.

Responsible Person (s)	Role and Responsibilities
contractor Environmental Officer (cEO)	<p data-bbox="725 240 786 264">Role</p> <p data-bbox="725 280 2045 544">Each Contractor affected by the EMPr should appoint a cEO, who is responsible for the on-site implementation of the EMPr (or relevant sections of the EMPr). The Contractor's representative can be the site agent; site engineer; a dedicated environmental officer; or an independent consultant. The Contractor must ensure that the Contractor's Representative is suitably qualified to perform the necessary tasks and is appointed at a level such that she/he can interact effectively with other site Contractors, labourers, the Environmental Control Officer and the public. As a minimum the cEO shall meet the following criteria:</p> <p data-bbox="725 592 920 616">Responsibilities</p> <ul data-bbox="775 639 2045 1174" style="list-style-type: none"> - Be on site throughout the duration of the project and be dedicated to the project; - Ensure all their staff are aware of the environmental requirements, conditions and constraints with respect to all of their activities on site; - Implementing the environmental conditions, guidelines and requirements as stipulated within the EA, EMPr and Method Statements; - Attend the Environmental Site Meeting; - Undertaking corrective actions where non-compliances are registered within the stipulated timeframes; - Report back formally on the completion of corrective actions; - Assist the ECO in maintaining all the site documentation; - Prepare the site inspection reports and corrective action reports for submission to the ECO; - Assist the ECO with the preparing of the monthly report; and - Where more than one Contractor is undertaking work on site, each company appointed as a Contractor will appoint a cEO representing that company.

4. ENVIRONMENTAL DOCUMENTATION REPORTING AND COMPLIANCE

To ensure accountable and demonstrated implementation of the EMPr, a number of reporting systems, documentation controls and compliance mechanisms must be in place for all overhead electricity transmission and distribution infrastructure projects as a minimum requirement.

4.1 Document control/Filing system

The holder of the EA is solely responsible for the upkeep and management of the EMPr file. At a minimum, all documentation detailed below will be stored in the EMPr file. A hard copy of all documentation shall be filed, while an electronic copy may be kept where relevant. A duplicate file will be maintained in the office of the DSS (where applicable). This duplicate file must remain current and up-to-date. The filing system must be updated and relevant documents added as required. The EMPr file must be made available at all times on request by the CA or other relevant authorities. The EMPr file will form part of any environmental audits undertaken as prescribed in the EIA Regulations.

4.2 Documentation to be available

At the outset of the project the following preliminary list of documents shall be placed in the filing system and be accessible at all times:

- Full copy of the signed EA from the CA in terms of NEMA, granting approval for the development or expansion;
- Copy of the generic and site specific EMPr as well as any amendments thereof;
- Copy of declaration of implementing generic EMPr and subsequent approval of site specific EMPr and amendments thereof;
- All method statements;
- Completed environmental checklists;
- Minutes and attendance register of environmental site meetings;
- An up-to-date environmental incident log;
- A copy of all instructions or directives issued;
- A copy of all corrective actions signed off. The corrective actions must be filed in such a way that a clear reference is made to the non-compliance record;
- Complaints register.

4.3 Weekly Environmental Checklist

The ECOs are required to complete a Weekly Environmental Checklist, the format of which is to be agreed prior to commencement of the activity. The ECOs are required to sign and date the checklist, retain a copy in the EMPr file and submit a copy of the completed checklist to the DSS on a weekly basis.

The checklists will form the basis for the Monthly Environmental Reports. Copies of all completed checklists will be attached as Annexures to the Environmental Audit Report as required in terms of the EIA Regulations.

4.4 Environmental site meetings

Minutes of the environmental site meetings shall be kept. The minutes must include an attendance register and will be attached to the Monthly Report that is distributed to attendees. Each set of minutes must clearly record "Matters for Attention" that will be reviewed at the next meeting.

4.5 Required Method Statements

The method statement will be done in such detail that the ECOs are enabled to assess whether the contractor's proposal is in accordance with the EMPr.

The method statement must cover applicable details with regard to:

- development procedures;
- materials and equipment to be used;
- getting the equipment to and from site;
- how the equipment/ material will be moved while on site;
- how and where material will be stored;
- the containment (or action to be taken if containment is not possible) of leaks or spills of any liquid or material that may occur;
- timing and location of activities;
- compliance/ non-compliance with the EMPr; and
- any other information deemed necessary by the ECOs.

Unless indicated otherwise by the Project Manager, the Contractor shall provide the following method statements to the Project Manager no less than 14 days prior to the commencement date of the activity:

- Site establishment – Camps, Lay-down or storage areas, satellite camps, infrastructure;
- Batch plants;
- Workshop or plant servicing;
- Handling, transport and storage of Hazardous Chemical Substances;
- Vegetation management – Protected, clearing, aliens, felling;
- Access management – Roads, gates, crossings etc.;
- Fire plan;
- Waste management – transport, storage, segregation, classification, disposal (all waste streams);
- Social interaction – complaints management, compensation claims, access to properties etc.;
- Water – use (source, abstraction and disposal), access and all related information, crossings and mitigation;
- Emergency preparedness – Spills, training, other environmental emergencies;
- Dust and noise management methodologies;
- Fauna interaction and risk management – only if the risk was identified – wildlife interaction especially on game farms; and
- Heritage and palaeontology management.

The ECOs shall monitor and ensure that the contractors perform in accordance with these method statements. Completed and agreed method statements between the holder of the EA and the contractor shall be captured in Appendix 1.

4.6 Environmental Incident Log (Diary)

The ECOs are required to maintain an up-to-date and current Environmental Incident Log (environmental diary). The Environmental Incident Log is a means to record all environmental incidents and/or all non-compliance notice would not be issued. An environmental incident is defined as:

- Any deviation from the listed impact management actions (listed in this EMPr) that may be addressed immediately by the ECOs. (For example a contractor's staff member littering or a drip tray that has not been emptied);
- Any environmental impact resulting from an action or activity by a contractor in contravention of the environmental stipulations and guidelines listed in the EMPr which as a single event would have a minor impact but which if cumulative and continuous would have a significant effect (for example no toilet paper available in the ablutions for an afternoon); and
- General environmental information such as road kills or injured wildlife.

The ECOs are to record all environmental incidents in the Environmental Incident Log. All incidents regardless of severity must be reported to the Developer. The Log is to be kept in the EMPr file and at a minimum the following will be recorded for each environmental incident:

- The date and time of the incident;
- Description of the incident;
- The name of the Contractor responsible;
- The incident must be listed as significant or minor;
- If the incident is listed as significant, a non-compliance notice must be issued, and recorded in the log;
- Remedial or corrective action taken to mitigate the incident; and
- Record of repeat minor offences by the same contractor or staff member.

The Environmental Incident Log will be captured in the EAR.

4.7 Non-compliance

A non-compliance notice will be issued to the responsible contractor by the ECOs via the DSS or Project Manager. The non-compliance notice will be issued in writing; a copy filed in the EMPr file and will at a minimum include the following:

- Time and date of the non-compliance;
- Name of the contractor responsible;
- Nature and description of the non-compliance;
- Recommended / required corrective action; and
- Date by which the corrective action to be completed.

- The contractors shall act immediately when a notice of non-compliance is received and correct whatever is the cause for the issuing of the notice. Complaints received regarding activities on the development site pertaining to the environment shall be recorded in a dedicated register and the response noted with the date and action taken. The ECO should be made aware of any complaints. Any non-compliance with the agreed procedures of the EMPr is a transgression of the various statutes and laws that define the manner by which the environment is managed. Failure to redress the cause shall be reported to the relevant CA for them to deal with the transgression, as it deems fit. The contractor is deemed not to have complied with the EMPr if, inter alia, There is a deviation from the environmental conditions, impact management outcomes and impact management actions , as approved in generic and site specific EMPr as relevant as set out in the EMPr, which deviation has, or may cause, an environmental impact.

4.8 Corrective action records

For each non-compliance notice issued, a documented corrective action must be recorded. On receiving a non-compliance notice from the DSS, the contractor's cEO will ensure that the corrective actions required take place within the stipulated timeframe. On completion of the corrective action the cEO is to issue a Corrective Action Report in writing to the ECOs. If satisfied that the corrective action has been completed, the ECOs are to sign-off on the Corrective Action Report, and attach the report to the non-compliance notice in the EMPr file. A corrective action is considered complete once the report has signed off by the ECOs.

4.9 Photographic record

A digital photographic record will be kept. The photographic record will be used to show before, during and post rehabilitation evidence of the project as well used in cases of damages claims if they arise. Each image must be dated and a brief description note attached.

The Contractor shall:

1. Allow the ECOs access to take photographs of all areas, activities and actions.

The ECOs shall keep an electronic database of photographic records which will include:

1. Pictures of all areas designated as work areas, camp areas, development sites and storage areas taken before these areas are set up;
2. All bunding and fencing;
3. Road conditions and road verges;
4. Condition of all farm fences;
5. Topsoil storage areas;
6. All areas to be cordoned off during construction;
7. Waste management sites;
8. Ablution facilities (inside and out);
9. Any non-conformances deemed to be "significant";
10. All completed corrective actions for non-compliances;
11. All required signage;

12. Photographic recordings of incidents;
13. All areas before, during and post rehabilitation; and
14. Include relevant photographs in the Final Environmental Audit Report.

4.10 Complaints register

The ECOs shall keep a current and up-to-date complaints register. The complaints register is to be a record of all complaints received from communities, stakeholders and individuals. The Complaints Record shall:

1. Record the name and contact details of the complainant;
2. Record the time and date of the complaint;
3. Contain a detailed description of the complaint;
4. Where relevant and appropriate, contain photographic evidence of the complaint or damage (ECOs to take relevant photographs); and
5. Contain a copy of the ECOs written response to each complaint received and keep a record of any further correspondence with the complainant. The ECO's written response will include a description of any corrective action to be taken and must be signed by the Contractor, ECO and affected party. Where a damage claim is issued by the complainant, the ECOs shall respond as described in **(section 4.11)** below.

4.11 Claims for damages

In the event that a Claim for Damages is submitted by a community, landowner or individual, the ECOs shall:

1. Record the full detail of the complaint as described in **(section 4.10)** above;
2. The DPM will evaluate the claim and associated damage and submit the evaluation to the Senior Site Representative for approval;
3. Following consideration by the DPM, the claim is to be resolved and settled immediately, or the reason for not accepting the claim communicated in writing to the claimant. Should the claimant not accept this, the ECO shall, in writing report the incident to the Developer's negotiator and legal department; and
4. A formal record of the response by the ECOs to the claimant as well as the rectification of the method of making payments not amount will be recorded in the EMPr file.

4.12 Interactions with affected parties

Open, transparent and good relations with affected landowners, communities and regional staff are an essential aspect to the successful management and mitigation of environmental impacts.

The ECOs shall:

1. Ensure that all queries, complaints and claims are dealt within an agreed timeframe;

2. Ensure that any or all agreements are documented, signed by all parties and a record of the agreement kept in the EMPr file;
3. Ensure that a complaints telephone numbers are made available to all landowners and affected parties; and
4. Ensure that contact with affected parties is courteous at all times;

4.13 Environmental audits

Internal environmental audits of the activity and implementation of the EMPr must be undertaken. The findings and outcomes must be included in the EMPr file and be submitted to the CA at intervals as indicated in the EA.

An Environmental Audit Report must be prepared monthly. The report will be tabled as the key point on the agenda of the Environmental Site Meeting. The Report is submitted for acceptance at the meeting and the final report will be circulated to the Project Manager and filed in the EMPr file. At a frequency determined by the EA, the ECOs shall submit the monthly reports to the CA. At a minimum the monthly report is to cover the following:

- Weekly Environmental Checklists;
- Deviations and non-compliances with the checklists;
- Non-compliances issued;
- Completed and reported corrective actions;
- Environmental Monitoring;
- General environmental findings and actions; and
- Minutes of the Bi-monthly Environmental Site Meetings.

4.14 Final environmental audits

On final completion of the rehabilitation and/or requirements of the EA a final EAR is to be prepared and submitted to the CA. The EAR must comply with Appendix 7 of the EIA Regulations.

» **PART B: SECTION 1: Pre-approved generic EMPr template**

5. IMPACT MANAGEMENT OUTCOMES AND IMPACT MANAGEMENT ACTIONS

This section provides a pre-approved generic EMPr template with aspects that are common to the development of overhead electricity transmission and distribution infrastructure. There is a list of aspects identified for the development or expansion of overhead electricity transmission and distribution infrastructure, and for each aspect a set of prescribed impact management outcomes and associated impact management actions have been identified. Holders of EAs are responsible to ensure the implementation of these outcomes and actions for all projects as a minimum requirement, in order to mitigate the impact of such aspects identified for the development or expansion of overhead electricity transmission and distribution infrastructure.

The template provided below is to be completed by providing the information under each heading for each environmental impact management action.

The completed template must be signed and dated on each page by both the contractor and the holder of the EA prior to commencement of the activity. The method statements prepared and agreed to by the holder of the EA must be appended to the template as Appendix 1. Each method statement must also be duly signed and dated on each page by the contractor and the holder of the EA. This template, once signed and dated, is legally binding. The holder of the EA will remain responsible for its implementation.

- **5.1 Environmental awareness training**

Impact management outcome: All onsite staff are aware and understand the individual responsibilities in terms of this EMPr.

Impact Management Actions	Implementation			Monitoring		
	Responsible person	Method of implementation	Timeframe for implementation	Responsible person	Frequency	Evidence of compliance
– All staff must receive environmental awareness training prior to commencement of the activities;	ECO / cEO / dEO	Hold environmental awareness training workshops	Pre-construction Construction and Operations	ECO dEO	Monthly and as and when required	Attendance register and training minutes / notes for the record
– The Contractor must allow for sufficient sessions to train all personnel with no more than 20 personnel attending each course;	Contractor	Scheduling of sufficient sessions through consultation with the ECO / cEO / dEO	Pre-construction Construction	ECO dEO	Monthly and as and when required	Attendance register and training minutes / notes for the record
– Refresher environmental awareness training is available as and when required;	cEO / dEO in consultation with the ECO	Hold refresher environmental awareness training workshops	During the construction phase	ECO dEO	Monthly and as and when required	Attendance register and training minutes / notes for the record
– All staff are aware of the conditions and controls linked to the EA and within the EMPr and made aware of their individual roles and responsibilities in achieving compliance with the EA and EMPr;	cEO / dEO	Hold training workshops and ensure that the EA and EMPr is readily available	During the construction phase	ECO dEO	Monthly and as and when required	Attendance register and training minutes / notes for the record

Impact Management Actions	Implementation			Monitoring		
	Responsible person	Method of implementation	Timeframe for implementation	Responsible person	Frequency	Evidence of compliance
<ul style="list-style-type: none"> - The Contractor must erect and maintain information posters at key locations on site, and the posters must include the following information as a minimum: <ul style="list-style-type: none"> a) Safety notifications; and b) No littering. 	Contractor	Develop and place appropriate posters at key locations	Pre-construction Construction	ECO dEO cEO	Monthly	Photographic record
<ul style="list-style-type: none"> - Environmental awareness training must include as a minimum the following: <ul style="list-style-type: none"> a) Description of significant environmental impacts, actual or potential, related to their work activities; b) Mitigation measures to be implemented when carrying out specific activities; c) Emergency preparedness and response procedures; d) Emergency procedures; e) Procedures to be followed when working near or within sensitive areas; f) Wastewater management procedures; g) Water usage and conservation; h) Solid waste management procedures; i) Sanitation procedures; j) Fire prevention; and k) Disease prevention. 	cEO / dEO in consultation with the ECO	Develop environmental awareness training material which covers the minimum requirements	Pre-construction Construction	ECO dEO	Prior to the commencement of the environmental awareness training	Environmental awareness training material requirements checklist
<ul style="list-style-type: none"> - A record of all environmental awareness training courses undertaken as part of the EMPr must be available; 	ECO / cEO / dEO	Filing system including all proof of training (i.e. attendance register and training minutes	During the construction phase	ECO dEO	Monthly	Completed and up to date filing system with proof of training

Impact Management Actions	Implementation			Monitoring		
	Responsible person	Method of implementation	Timeframe for implementation	Responsible person	Frequency	Evidence of compliance
		/ notes for the record)				
– Educate workers on the dangers of open and/or unattended fires;	cEO / dEO in consultation with the ECO	Develop environmental awareness training material which covers the dangers of open and/or unattended fire	Pre-construction Construction	ECO dEO	Prior to the commencement of the environmental awareness training	Environmental awareness training material requirements checklist
– A staff attendance register of all staff to have received environmental awareness training must be available.	ECO / cEO / dEO	Filing system including all proof of training (i.e. attendance register)	During the construction phase	ECO dEO	Monthly	Completed and up to date filing system inclusive of all attendance registers
– Course material must be available and presented in appropriate languages that all staff can understand.	ECO / cEO / dEO	Develop environmental awareness training material in the required languages. Training material must be readily available to all staff	During the construction phase	ECO dEO	Monthly	Environmental awareness training material requirements checklist and the training register which must indicate the language of the training

5.2 Site Establishment development

Impact management outcome: Impacts on the environment are minimised during site establishment and the development footprint are kept to demarcated development area.

Impact Management Actions	Implementation			Monitoring		
	Responsible person	Method of implementation	Timeframe for implementation	Responsible person	Frequency	Evidence of compliance
– A method statement must be provided by the contractor prior to any onsite activity that includes the layout of the construction camp in the form of a plan showing the location of key infrastructure and services (where applicable), including but not limited to offices, overnight vehicle parking areas, stores, the workshop, stockpile and lay down areas, hazardous materials storage areas (including fuels), the batching plant (if one is located at the construction camp), designated access routes, equipment cleaning areas and the placement of staff accommodation, cooking and ablution facilities, waste and wastewater management;	Contractor	Development of an appropriate method statement	Pre-construction	ECO dEO	Once, prior to construction	Availability of the method statement which complies with the minimum requirements listed
– Location of construction camps must be within approved area to ensure that the site does not impact on sensitive areas identified in the environmental assessment or site walk through;	DPM	Place construction camps outside of sensitive areas identified in the Basic Assessment Report	Pre-construction Construction	ECO dEO	Once, prior to construction	Availability of a layout and sensitivity map indicating avoidance of sensitive areas
– Sites must be located where possible on previously disturbed areas;	DPM	Place site outside of	Pre-construction	ECO dEO	Once, prior to construction	Availability of a layout and

Impact Management Actions	Implementation			Monitoring		
	Responsible person	Method of implementation	Timeframe for implementation	Responsible person	Frequency	Evidence of compliance
		sensitive areas and within previously disturbed areas identified in the BA Report				sensitivity map indicating avoidance of sensitive areas and placement within disturbed areas
– The camp must be fenced in accordance with Section 5.5: Fencing and gate installation ; and	DPM	Design and implementation of fencing as per the requirements of Section 5.5 of this EMPr	Pre-construction & Construction	ECO dEO	Once, prior to construction and once during the construction of the fencing	The camp is fenced in accordance with Section 5.5 of this EMPr
– The use of existing accommodation for contractor staff, where possible, is encouraged.	Contractor	Identify existing accommodation for staff	Pre-construction & construction	ECO dEO	Construction	Existing accommodation used for staff as far as possible

5.3 Access restricted areas

Impact management outcome: Access to restricted areas prevented.

Impact Management Actions	Implementation			Monitoring		
	Responsible person	Method of implementation	Timeframe for implementation	Responsible person	Frequency	Evidence of compliance
- Identification of access restricted areas is to be informed by the environmental assessment, site walk through and any additional areas identified during development;	dEO / cEO in consultation with the ECO	Spatially demarcate access restricted areas informed by the BA Report	Pre-construction	ECO	Once, prior to construction	Access restricted areas are identified and provided in a spatial format
- Erect, demarcate and maintain a temporary barrier with clear signage around the perimeter of any access restricted area, colour coding could be used if appropriate; and	dEO / cEO in consultation with the ECO	Erect appropriate temporary barriers around access restricted areas	At the commencement and for the duration of the construction phase	ECO	Monthly	Access restricted areas are closed-off through temporary barriers and barriers are maintained to a sufficient standard
- Unauthorised access and development related activity inside access restricted areas is prohibited.	Contractor / dEO / cEO	Erect appropriate temporary barriers around access restricted areas and provide clear signage of restricted status	During the construction phase	ECO	Monthly, and as and when required	Photographic evidence and notes of compliance that no unauthorised access or activities has taken place within the access restricted areas

5.4 Access roads

Impact management outcome: Minimise impact to the environment through the planned and restricted movement of vehicles on site.

Impact Management Actions	Implementation			Monitoring		
	Responsible person	Method of implementation	Timeframe for implementation	Responsible person	Frequency	Evidence of compliance
– Access to the servitude and tower positions must be negotiated with the relevant landowner and must fall within the assessed and authorised area;	DPM	Undertake negotiations for access to the servitude and tower positions with landowners affected by the power line	Pre-construction Construction Operation	dEO	Ongoing throughout construction and operation	Proof of negotiations with affected landowners and requirements for access to the servitude and tower positions in the form of written and signed agreements
– An access agreement must be formalised and signed by the DPM, Contractor and landowner before commencing with the activities;	DPM Contractor	Develop access agreements with the affected landowners. Ensure that agreements are approved and signed	Pre-construction	dEO ECO	Once, prior to construction	Availability of approved and signed negotiations
– The access roads to tower positions must be signposted after access has been negotiated and before the commencement of the activities;	Contractor	Develop and install signs to indicate access	Pre-construction	cEO / ECO	Once, prior to construction	Photographic record of signposted access roads

Impact Management Actions	Implementation			Monitoring		
	Responsible person	Method of implementation	Timeframe for implementation	Responsible person	Frequency	Evidence of compliance
						and GPS co-ordinates of where these are placed
<ul style="list-style-type: none"> - All private roads used for access to the servitude must be maintained and upon completion of the works, be left in at least the original condition 	Contractor	Undertake maintenance activities on private roads used for construction as degradation takes place	During the construction phase	cEO / ECO	Weekly	Photographic record of the pre-construction condition and degradation of roads, and records of the implementation and effectiveness of maintenance activities
<ul style="list-style-type: none"> - All contractors must be made aware of all the access routes. 	dEO / cEO	Develop a map illustrating all access routes associated with the project and present and provide the map to all contractors	Pre-construction Construction	ECO	Once, prior to construction	Access routes map readily available
<ul style="list-style-type: none"> - Any access route deviation from that in the written agreement must be closed and re-vegetated immediately, at the contractor's expense; 	Contractor	All access routes developed that are not in-line with the access route agreements	Construction and Rehabilitation	cEO ECO	Bi-weekly (every two weeks)	Photographic record of the closure of access roads and re-vegetation

Impact Management Actions	Implementation			Monitoring		
	Responsible person	Method of implementation	Timeframe for implementation	Responsible person	Frequency	Evidence of compliance
		must be closed and rehabilitated to the pre-disturbance state				
<ul style="list-style-type: none"> Maximum use of both existing servitudes and existing roads must be made to minimise further disturbance through the development of new roads; 	Contractor	Existing access routes to be used must be specified and the development of new roads must be avoided as far as possible	Construction and operation	cEO Operation and maintenance team	Weekly	Implementation of the approved layout
<ul style="list-style-type: none"> In circumstances where private roads must be used, the condition of the said roads must be recorded in accordance with section 4.9: photographic record; prior to use and the condition thereof agreed by the landowner, the DPM, and the contractor; 	dEO / cEO	Record the conditions of private roads to be used (prior to use) as per the requirements of section 4.9 and agree on the required condition of the roads with the landowner, DPM and contractor	During the construction phase	ECO	Prior to the use of private roads	Photographic record and proof of the road conditions agreed upon with the relevant parties

Impact Management Actions	Implementation			Monitoring		
	Responsible person	Method of implementation	Timeframe for implementation	Responsible person	Frequency	Evidence of compliance
- Access roads in flattish areas must follow fence lines and tree belts to avoid fragmentation of vegetated areas or croplands;	DPM and Contractor	Design access roads to follow fence lines and avoid vegetated areas	Pre-construction	ECO	Once during the design and once prior to construction	Implementation of the approved layout
- Access roads must only be developed on pre-planned and approved roads.	Contractor	Construction of access roads only on pre-planned and approved access roads	During the construction phase	ECO once during the design dEO	Once during the design and weekly during the construction of access roads	Implementation of the approved layout

5.5 Fencing and Gate installation

Impact management outcome: Minimise impact to the environment and ensure safe and controlled access to the site through the erection of fencing and gates where required.

Impact Management Actions	Implementation			Monitoring		
	Responsible person	Method of implementation	Timeframe for implementation	Responsible person	Frequency	Evidence of compliance
– Use existing gates provided to gain access to all parts of the area authorised for development, where possible;	Contractor	Identify and inform all relevant staff of the existing gates to be used	Pre-construction & Construction	dEO	Monthly	Existing gates are utilised on a frequent basis and only limited new access gates are developed
– Existing and new gates to be recorded and documented in accordance with section 4.9: photographic record;	ECO	Existing and new gates will be recorded and documented as per the requirements of section 4.9	During the construction phase	ECO	Once, when the construction of all new gates have been completed	Photographic record of the existing and new gates as per the requirements of section 4.9
– All gates must be fitted with locks and be kept locked at all times during the development phase, unless otherwise agreed with the landowner;	Contractor	Ensure all relevant gates are fitted with locks and are always locked	Construction and Operation	ECO monthly, Operation and maintenance team and cEO	Bi-weekly (every second week)	All gates are locked and no complaints from landowners are received in this regard
– At points where the line crosses an existing fence in which there is no suitable gate within the extent of the	dEO	Install new gates where required with the	During the construction phase	ECO	Once, prior to construction and during the	New gates are installed where

Impact Management Actions	Implementation			Monitoring		
	Responsible person	Method of implementation	Timeframe for implementation	Responsible person	Frequency	Evidence of compliance
line servitude, on the instruction of the DPM, a gate must be installed at the approval of the landowner;		approval of the affected landowner			construction phase, as and when required	the power line crosses fences
– Care must be taken that the gates must be so erected that there is a gap of no more than 100 mm between the bottom of the gate and the ground;	Contractor	Install gates in a manner so that there is a gap of no more than 100mm between the bottom of the gate and the ground	During the construction phase	cEO	Once, during the erection of the gates during the construction phase	New gates installed as per the requirement
– Where gates are installed in jackal proof fencing, a suitable reinforced concrete sill must be provided beneath the gate;	Contractor	Implement a reinforced concrete sill beneath gates installed for jackal proofing	During the construction phase	cEO	Once, during the erection of the gates during the construction phase	New gates installed as per the requirement
– Original tension must be maintained in the fence wires;	Contractor	Maintain original tension of fences through required activities	During the construction phase	ECO	Monthly	No tension reduction on fence wires
– All gates installed in electrified fencing must be re-electrified;	Contractor	Electrify gates installed in electrified fencing	During the construction phase	ECO	Once, during the erection of the gates during the construction phase	Gates installed in electrified fencing is electrified

Impact Management Actions	Implementation			Monitoring		
	Responsible person	Method of implementation	Timeframe for implementation	Responsible person	Frequency	Evidence of compliance
– All demarcation fencing and barriers must be maintained in good working order for the duration of overhead transmission and distribution electricity infrastructure development activities;	Contractor	Undertake maintenance activities on fences and barriers	During the construction phase	ECO	Monthly	Photographic record of maintained fences and barriers
– Fencing must be erected around the camp, batching plants, hazardous storage areas, and all designated access restricted areas, where appropriate and would not cause harm to the sensitive flora;	Contractor	Fence construction camps, batching plants, hazardous storage areas and access restricted areas. Avoid sensitive flora	During the construction phase	ECO	Once during the erection of fencing	Photographic record of fences erected
– Any temporary fencing to restrict the movement of livestock must only be erected with the permission of the landowner.	dEO/ cEO Contractor	Obtain written approval from the relevant landowner where temporary fencing is required to restrict livestock movement	During the construction phase	ECO	To be monitored as temporary fencing is required	Written approval to be provided by the dEO
– All fencing must be developed of high quality material bearing the SABS mark;	Contractor	Make use of high quality materials approved by SABS	During the construction phase	cEO	To be monitored as fencing is erected during the construction phase	Use of high quality materials for fencing approved by SABS

Impact Management Actions	Implementation			Monitoring		
	Responsible person	Method of implementation	Timeframe for implementation	Responsible person	Frequency	Evidence of compliance
- The use of razor wire as fencing must be avoided as far as possible;	Contractor	Razor wire must not be sourced or used for the erection of fencing	During the construction phase	ECO	To be monitored as fencing is erected during the construction phase	Fences erected do not make use of razor wire
- Fenced areas with gate access must remain locked after hours, during weekends and on holidays if staff is away from site. Site security will be required at all times;	DSS and Contractor	Ensure fenced areas are locked as required through the implementation of a formalised process. Appoint a security company	During the construction phase	DPM and Contractor	DPM and Contractor	Fences are locked and no complaints from landowners are received. A security company is appointed
- On completion of the development phase all temporary fences are to be removed;	Contractor	Removal of all temporary fences	At the end of the Construction Phase	ECO dEO	Once, following the completion of the construction phase	No temporary fences associated with the project is present following the completion of the construction phase
- The contractor must ensure that all fence uprights are appropriately removed, ensuring that no uprights are cut at ground level but rather removed completely.	Contractor	Appropriate removal of all fence uprights	At the end of the Construction Phase	ECO dEO	Once, following the completion of the construction phase	No fence uprights associated with the project is present following the

Impact Management Actions	Implementation			Monitoring		
	Responsible person	Method of implementation	Timeframe for implementation	Responsible person	Frequency	Evidence of compliance
						completion of the construction phase

5.6 Water Supply Management

Impact management outcome: Undertake responsible water usage.

Impact Management Actions	Implementation			Monitoring		
	Responsible person	Method of implementation	Timeframe for implementation	Responsible person	Frequency	Evidence of compliance
– All abstraction points or bore holes must be registered with the DWS and suitable water meters installed to ensure that the abstracted volumes are measured on a daily basis;	DPM and Contractor	Obtaining relevant registrations from DWS and installation of water meters	Pre-construction	cEO	To be monitored with the installation of water meters and daily during construction and operation	Use of high quality water meters
– The Contractor must ensure the following: a. The vehicle abstracting water from a river does not enter or cross it and does not operate from within the river; b. No damage occurs to the river bed or banks and that the abstraction of water does not entail stream diversion activities; and	Not applicable - Water will not be abstracted from a river. Water tankers will bring water to site.					

Impact Management Actions	Implementation			Monitoring		
	Responsible person	Method of implementation	Timeframe for implementation	Responsible person	Frequency	Evidence of compliance
c. All reasonable measures to limit pollution or sedimentation of the downstream watercourse are implemented.						
<ul style="list-style-type: none"> - Ensure water conservation is being practiced by: <ul style="list-style-type: none"> a. Minimising water use during cleaning of equipment; b. Undertaking regular audits of water systems; and c. Including a discussion on water usage and conservation during environmental awareness training. d. The use of grey water is encouraged. 	Contractor / dEO / cEO in consultation with the ECO	Implement the required water conservation measures throughout on-site construction processes	During the construction phase	ECO	Monthly, and as and when required	Successful implementation of water conservation

5.7 Storm and wastewater management

Impact management outcome: Impacts to the environment caused by stormwater and wastewater discharges during construction are avoided.						
Impact Management Actions	Implementation			Monitoring		
	Responsible person	Method of implementation	Timeframe for implementation	Responsible person	Frequency	Evidence of compliance
– Runoff from the cement/ concrete batching areas must be strictly controlled, and contaminated water must be collected, stored and either treated or disposed of off-site, at a location approved by the project manager;	Contractor	Implement measures for the control and management of runoff	During the construction phase	cEO	Weekly	No mismanagement of runoff or contaminated water due to the temporary concrete batching plant
– All spillage of oil onto concrete surfaces must be controlled by the use of an approved absorbent material and the used absorbent material disposed of at an appropriate waste disposal facility;	Contractor and cEO	Obtain approved absorbent material and make use of licensed waste disposal facilities for disposal of oil	During the Construction Phase	ECO	Monthly	Availability of approved absorbent material at the construction site and proof of disposal of oil at licensed disposal facilities
– Natural stormwater runoff not contaminated during the development and clean water can be discharged directly to watercourses and water bodies, subject to the Project Manager's approval and support by the ECO;	DPM in consultation with the ECO	Consultation between the DPM and the ECO to determine if water can be discharged directly into	During the construction phase	ECO	As and when the need arises to discharge natural stormwater runoff and clean water	Proof of consultation between the DPM and ECO and the outcomes thereof to be provided. Proof of water

		water bodies (where present). The necessary water quality testing must be undertaken prior to discharge				quality testing and the results thereof.
--	--	---	--	--	--	--

5.8 Solid and hazardous waste management

Impact management outcome: Waste is appropriately stored, handled and safely disposed of at a recognised waste facility.

Impact Management Actions	Implementation			Monitoring		
	Responsible person	Method of implementation	Timeframe for implementation	Responsible person	Frequency	Evidence of compliance
- All measures regarding waste management must be undertaken using an integrated waste management approach;	Contractor	Develop and implement a waste management plan	During the construction phase	ECO	Monthly	Implementation of the waste management plan and proof of waste management through proof of responsible disposal
- Sufficient, covered waste collection bins (scavenger and weatherproof) must be provided;	Contractor	Provision of appropriate waste collection bins strategically placed	During the construction phase	cEO	Weekly	Appropriate waste collection bins are available throughout the site

Impact Management Actions	Implementation			Monitoring		
	Responsible person	Method of implementation	Timeframe for implementation	Responsible person	Frequency	Evidence of compliance
		throughout the site				
- A suitably positioned and clearly demarcated waste collection site must be identified and provided;	DPM and Contractor	Identify an appropriate location for the waste collection site which must be clearly demarcated through signage and temporary fencing	Design and Construction Phase	ECO	Once, prior to the commencement of construction	A waste collection site is appropriately placed and demarcated
- The waste collection site must be maintained in a clean and orderly manner;	Contractor	Regular collection of waste and maintenance of the area must be undertaken as per the waste requirements for the project during construction	During the Construction Phase	cEO	Weekly	The waste collection site is maintained and clean
- Waste must be segregated into separate bins and clearly marked for each waste type for recycling and safe disposal;	Contractor	Provide separate and marked bins for the different waste types associated with	During the Construction Phase	cEO	Weekly	Separate waste bins are available on site and waste generated is separated into the relevant bins

Impact Management Actions	Implementation			Monitoring		
	Responsible person	Method of implementation	Timeframe for implementation	Responsible person	Frequency	Evidence of compliance
		the construction phase				
– Staff must be trained in waste segregation;	cEO / dEO in consultation with the ECO	Include waste segregation as part of the environmental awareness training material.	Pre-construction Construction	ECO	Monthly, and as and when required	Environmental awareness training material requirements checklist
– Bins must be emptied regularly;	Contractor	Bins must be emptied before reaching total capacity and on a regular basis as required for the project	During the construction phase	ECO	Monthly	No mismanagement of bins.
– General waste produced onsite must be disposed of at registered waste disposal sites/ recycling company;	Contractor	Disposal of general waste at licensed waste disposal facilities must be undertaken as per the waste management plan	During the construction phase	ECO	Monthly	Disposal certificates of disposal at licensed facilities to be provided
– Hazardous waste must be disposed of at a registered waste disposal site;	Contractor	Disposal of hazardous waste at licensed waste disposal facilities must be undertaken as	During the construction phase	ECO	Monthly	Disposal certificates of disposal at licensed facilities to be provided

Impact Management Actions	Implementation			Monitoring		
	Responsible person	Method of implementation	Timeframe for implementation	Responsible person	Frequency	Evidence of compliance
		per the waste management plan				
– Certificates of safe disposal for general, hazardous and recycled waste must be maintained.	Contractor	Obtain certificates for safe disposal of waste	During the construction phase	ECO	Monthly	Disposal certificates of disposal at licensed facilities to be provided and filed as part of the filing system

5.9 Protection of watercourses

Impact management outcome: Pollution and contamination of the watercourse environment and erosion are prevented.

Impact Management Actions	Implementation			Monitoring		
	Responsible person	Method of implementation	Timeframe for implementation	Responsible person	Frequency	Evidence of compliance
– All watercourses must be protected from direct or indirect spills of pollutants such as sewage, cement, oils, fuels, chemicals, aggregate tailings, wash and contaminated water or organic material resulting from the Contractor's activities;	Contractor	Contractor to undertake activities which can cause spills of pollutants outside of watercourses	During the construction phase	cEO	Weekly	No incidents reported of spillage of pollutants into watercourses

Impact Management Actions	Implementation			Monitoring		
	Responsible person	Method of implementation	Timeframe for implementation	Responsible person	Frequency	Evidence of compliance
– In the event of a spill, prompt action must be taken to clear the polluted or affected areas;	Contractor and cEO	Develop a management plan or process for implementation should a spill take place	During the construction phase	cEO	Weekly	Feedback must be provided by the contractor in terms of how the spill was handled and photographic evidence of the feedback must be provided and kept on record
– Where possible, no development equipment must traverse any seasonal or permanent wetland	cEO and Contractor	Ensure layout has been informed by the environmental sensitivities as determined by the basic assessment and specialist studies	Construction Phase	ECO	Once off review that the layout used is the approved one	Confirm no development equipment traverses any seasonal or permanent wetland as per the authorised layout by reviewing the as-built designs (once-off confirmation).
– Development of permanent watercourse crossing must only be undertaken where no alternative access to tower position is available;	cEO, Contractor	Ensure that permanent crossings (access roads) are provided for access to the	During the construction phase	cEO	Weekly	Ensure that permanent crossings are developed if there is no alternative.

Impact Management Actions	Implementation			Monitoring		
	Responsible person	Method of implementation	Timeframe for implementation	Responsible person	Frequency	Evidence of compliance
		power line if no alternative crossing is available.				
- There must not be any impact on the long-term morphological dynamics of watercourses;	DPM, cEO	Develop a management plan or process for implementation should a spill take place within a watercourse and ensure continuous monitoring	During the construction and operation phase	ECO, dEO	For all phases of the project life cycle (i.e. construction, operation, decommissioning)	No incidents reported of spillage of pollutants into watercourses
- Upgrading of Existing crossing points must be favoured over the creation of new crossings (including temporary access)"	DPM, cEO	Develop a management plan or process for implementation should a spill take place within a watercourse and ensure continually monitoring	During the pre-construction and construction phase	ECO, dEO	During the construction phase of the project.	Existing crossing points utilised as opposed to new ones created and no incidents reported of spillage of pollutants into watercourses

Impact Management Actions	Implementation			Monitoring		
	Responsible person	Method of implementation	Timeframe for implementation	Responsible person	Frequency	Evidence of compliance
<p>– When working in or near any watercourse, the following environmental controls and consideration must be taken:</p> <p>a) Water levels during the period of construction;</p> <p>b) Unless authorised, there should be no altering of the bed, banks, course or characteristics of a watercourse.</p> <p>c) During the execution of the works, appropriate measures to prevent pollution and contamination of the riparian environment must be implemented e.g. including ensuring that construction equipment is well maintained;</p> <p>d) Where earthwork is being undertaken in close proximity to any watercourse, slopes must be stabilised using suitable materials, i.e. sandbags or geotextile fabric, to prevent sand and rock from entering the channel; and</p> <p>e) Appropriate rehabilitation and re-vegetation measures for the watercourse banks must be implemented timeously. In this regard, the banks should be appropriately and incrementally stabilised as soon as development allows.</p>	Contractor	Activities undertaken near watercourses must be in-line with and consider the specified environmental controls	During the construction phase	ECO	Monthly, and as and when required	No degradation of the watercourses and no incidents of destruction reported

5.10 Vegetation clearing

Impact management outcome: Vegetation clearing is restricted to the authorised development footprint of the proposed infrastructure.

Impact Management Actions	Implementation			Monitoring		
	Responsible person	Method of implementation	Timeframe for implementation	Responsible person	Frequency	Evidence of compliance
General:						
– Indigenous vegetation which does not interfere with the development must be left undisturbed;	cEO and contractor	Demarcate areas of indigenous vegetation to be avoided before clearance is undertaken	Construction and operation (i.e. for maintenance purposes)	ECO monthly, Operation and maintenance team weekly	Weekly, and as and when required	No unnecessary clearance of indigenous vegetation is undertaken
– Protected or endangered species may occur on or near the development site. Special care should be taken not to damage such species;	Contractor	Demarcate areas containing protected or endangered species to be avoided by construction activities	During the Construction Phase	ECO monthly and Operation and maintenance team weekly	Weekly, and as and when required	No clearance of protected or endangered species other than those permitted to be removed
– Search, rescue and replanting of all protected and endangered species likely to be damaged during project development must be identified by the relevant specialist and completed prior to any development or clearing;	Relevant specialist in consultation with the Contractor	Develop and implement a Plant Search and Rescue Plan	Pre-construction & Construction	cEO	Weekly, and as and when required	Implementation of the Plant Search and Rescue Plan and photographic evidence and notes of the

Impact Management Actions	Implementation			Monitoring		
	Responsible person	Method of implementation	Timeframe for implementation	Responsible person	Frequency	Evidence of compliance
						implementation of the plan
– Permits for removal must be obtained from the Department of Forestry, Fisheries and the Environment (DFFE) prior to the cutting or clearing of the affected species, and they must be filed; and from the Department of Agriculture, Environmental Affairs, Rural Development and Land Reform for protected plants	DPM	Undertake the permitting process in order to obtain the relevant permits for the removal of protected species. Permits must be kept on file	Pre-construction	ECO	Once, prior to the commencement of the construction phase and removal of the protected species	DFFE permits on file
– The Environmental Audit Report must confirm that all identified species have been rescued and replanted and that the location of replanting is compliant with conditions of approvals;	ECO	Ensure that the audit report indicates all species rescued and replanted and provides feedback in terms of compliance with the conditions of permits for replanting	During the Construction Phase and following the completion of the Construction Phase	ECO	Once off or as and when required	ECO confirmed rescued and replanted programme implemented correctly.
– Trees felled due to construction must be documented and form part of the Environmental Audit Report;	ECO	Ensure that the audit report documents the	During the Construction Phase and following the	ECO	Once off or as and when required	ECO confirms documentation of trees felled

Impact Management Actions	Implementation			Monitoring		
	Responsible person	Method of implementation	Timeframe for implementation	Responsible person	Frequency	Evidence of compliance
		details of trees felled	completion of the Construction Phase			
– Rivers and watercourses must be kept clear of felled trees, vegetation cuttings and debris;	Contractor	Felled trees, vegetation cuttings and debris must be disposed of at a licensed waste disposal facility	During the Construction Phase	ECO	Monthly	No felled trees, vegetation cuttings and debris are dumped in inappropriate locations and disposal certificates are available as proof of responsible disposal
– Only a registered pest control operator may apply herbicides on a commercial basis and commercial application must be carried out under the supervision of a registered pest control operator that is appropriately trained;	DPM and Contractor	A suitably qualified pest control operator must be appointed	Construction and Operation	ECO	As and when the use of herbicides is required	Only registered pest control operators must be appointed, and proof of their registration must be provided
– A daily register must be kept of all relevant details of herbicide usage;	Contractor	Develop a daily register for the documentation of the details of herbicide usage	During the construction phase	ECO	Monthly	Daily register provided by the pest control operator

Impact Management Actions	Implementation			Monitoring		
	Responsible person	Method of implementation	Timeframe for implementation	Responsible person	Frequency	Evidence of compliance
<ul style="list-style-type: none"> All protected species and sensitive vegetation not removed must be clearly marked and such areas fenced off in accordance to Section 5.3: Access restricted areas. 	Contractor in consultation with the cEO	Spatially demarcate protected species and sensitive vegetation and implement appropriate fencing where required as per section 5.3	During the construction phase	ECO	Once, during the undertaking of the demarcation of the areas and the erection of the fencing	Demarcation and fencing is undertaken in-line with the requirements of section 5.3
Servitude:						
<ul style="list-style-type: none"> Vegetation that does not grow high enough to cause interference with overhead transmission and distribution infrastructures, or cause a fire hazard to any plantation, must not be cut or trimmed unless it is growing in the road access area, and then only at the discretion of the Project Manager; 	Contractor in consultation with the DPM	Identify areas of vegetation not to be trimmed.	Construction and Operation	ECO Operation and maintenance team	Monthly	An indication of the areas where vegetation has not been trimmed or where vegetation has been removed from access roads must be provided.
<ul style="list-style-type: none"> Where clearing for access purposes is essential, the maximum width to be cleared within the servitude must be in accordance to distance as agreed between the landowner and the EA holder; 	Contractor	Clearing for access must be undertaken as per the requirements provided by the	During the construction phase	ECO	Monthly, and as and when required	Proof must be provided that only agreed upon areas have been cleared

Impact Management Actions	Implementation			Monitoring		
	Responsible person	Method of implementation	Timeframe for implementation	Responsible person	Frequency	Evidence of compliance
		landowner and the EA holder				
– Alien invasive vegetation must be removed according to a plan (in line with relevant municipal and provincial procedures, guidelines and recommendations) and disposed of at a recognised waste disposal facility;	Contractor	Undertake removal of alien invasive vegetation in accordance with the relevant guideline relevant and ensure the vegetation is disposed of at a licensed waste disposal facility	Construction and Operation	ECO Operation and maintenance team	Monthly, and as and when required	Proof must be provided that alien invasive vegetation has been cleared in accordance to the relevant guideline and that the vegetation was disposed of at a licensed waste disposal facility
– Vegetation must be trimmed where it is likely to intrude on the minimum vegetation clearance distance (MVCD) or will intrude on this distance before the next scheduled clearance. MVCD is determined from SANS 10280;	Contractor	Develop a procedure for the trimming of vegetation in terms of the listed requirements	Construction and operation	ECO Operation and maintenance team	Monthly, and as and when required	Proof must be provided that vegetation is trimmed in accordance with the listed requirements
– Debris resulting from clearing and pruning must be disposed of at a recognised waste disposal facility, unless the landowners wish to retain the cut vegetation;	Contractor	Dispose of the debris in accordance with the waste management plan	Construction and operation	ECO Operation and maintenance team	Monthly, and as and when required	Proof must be provided that the debris has been disposed of at a licensed

Impact Management Actions	Implementation			Monitoring		
	Responsible person	Method of implementation	Timeframe for implementation	Responsible person	Frequency	Evidence of compliance
						waste disposal facility
– In the case of the development of new overhead transmission and distribution infrastructures, a one metre “trace-line” must be cut through the vegetation for stringing purposes only and no vehicle access must be cleared along the “trace-line”. Alternative methods of stringing that limit impact to the environment must always be considered.	Contractor	Develop a procedure for the cutting of vegetation for stringing purposes	Pre-construction & Construction	ECO	Once, prior to the commencement of construction	Proof of implementation of the procedure for the cutting of vegetation for stringing purposes

5.11 Protection of fauna

Impact management outcome: Minimise disturbance to fauna and avifauna.

Impact Management Actions	Implementation			Monitoring		
	Responsible person	Method of implementation	Timeframe for implementation	Responsible person	Frequency	Evidence of compliance
– No interference with livestock must occur without the landowner’s written consent and with the landowner or a person representing the landowner being present;	dEO / cEO Contractor	Develop a procedure for dealing with livestock within the affected properties	Pre-construction and during the construction phase	ECO	Once, prior to the commencement of construction and as and when required during the construction phase	Written consent provided by the landowner and proof of representation of the landowner during interference

Impact Management Actions	Implementation			Monitoring		
	Responsible person	Method of implementation	Timeframe for implementation	Responsible person	Frequency	Evidence of compliance
– The breeding sites of raptors and other wild bird species must be taken into consideration during the planning of the development programme;	dEO / cEO in consultation with the Contractor	Ensure that the planning and development programme considers breeding sites for wild bird species	Pre-construction & Construction	ECO	Once, prior to the commencement of construction and as and when required	The planning and development programme includes the consideration of breeding sites for wild bird species
– Breeding sites must be kept intact and disturbance to breeding birds must be avoided. Special care must be taken where nestlings or fledglings are present;	dEO / cEO in consultation with the Contractor	Avoid breeding sites and ensure that special care is taken in the presence of nestlings and fledglings	During the Construction Phase Operation Phase	ECO monthly, cEO and Operation and maintenance team weekly	Weekly, and as and when required during the construction. Monthly, and as and when required during operation	Photographic record of intact breeding sites
– Nesting sites on existing parallel lines must be documented;	dEO / cEO in consultation with the ECO	Walk-downs of the existing lines located parallel to the project must be undertaken and nests and the details thereof documented	During the Construction Phase Operation Phase	ECO Operation and maintenance team	Quarterly, and as and when required	Details of walk-downs undertaken must be noted and kept on file and photographic records of nesting sites must be kept
– Special recommendations of the avian specialist must be adhered to at all times to prevent unnecessary disturbance of birds;	dEO / cEO in consultation with the Contractor	All mitigation measures recommended by the avifauna	During the Construction Phase Operation Phase	ECO Operation and maintenance team	Monthly during construction and monthly during operation	Photographic record of compliance and successful implementation

Impact Management Actions	Implementation			Monitoring		
	Responsible person	Method of implementation	Timeframe for implementation	Responsible person	Frequency	Evidence of compliance
		specialist must be implemented				of the recommended measures
– Bird guards and diverters must be installed on the new line as per the recommendations of the specialist;	dEO / cEO in consultation with the Contractor	Recommendations made by the specialist for the installation of bird guards and diverters must be adhered to and implemented as appropriate. Bird guards and diverters must be maintained	During the Construction Phase Operation Phase	ECO Operation and maintenance team	Monthly, and as and when required	Photographic record of implementation and maintenance of bird guards and diverters
– No poaching must be tolerated under any circumstances. All animal dens in close proximity to the works areas must be marked as Access restricted areas;	dEO / cEO in consultation with the Contractor	All site staff must be informed of this requirement during the Environmental Awareness Training and the consequences of not adhering to the requirement. These areas must be demarcated as Access Restricted Areas	During the Construction Phase	ECO	Monthly, and as and when required	No instances of poaching is reported

Impact Management Actions	Implementation			Monitoring		
	Responsible person	Method of implementation	Timeframe for implementation	Responsible person	Frequency	Evidence of compliance
– No deliberate or intentional killing of fauna is allowed;	dEO / cEO in consultation with the Contractor	All site staff must be informed of this requirement during the Environmental Awareness Training and the consequences of not adhering to the requirement. These areas must be demarcated as Access Restricted Areas	During the Construction Phase	ECO	Monthly, and as and when required	No instances of deliberate or intentional killing is reported
– In areas where snakes are abundant, snake deterrents are to be deployed on the pylons to prevent snakes climbing up, being electrocuted, and causing power outages; and	dEO / cEO in consultation with the Contractor	Implement and maintain snake deterrents on pylons in areas where snakes are abundant	During the Construction Phase Operation Phase	ECO Operation and maintenance team	Once, during the construction of the pylons and as and when required. Monthly during operation	Photographic record of the implementation and maintenance of snake deterrents
– No Threatened or Protected species (ToPs) and/or protected fauna as listed according NEMBA (Act No. 10 of 2004) and relevant provincial ordinances may be removed and/or relocated without appropriate authorisations/permits.	DPM in consultation with the dEO	Undertake a permitting process to obtain the required permits	Pre-construction	ECO	Once, prior to the commencement of construction and as and when required	Permits for removal and/relocation must be kept on file and be readily available

5.12 Protection of heritage resources

Impact management outcome: Minimise impact to heritage resources.

Impact Management Actions	Implementation			Monitoring		
	Responsible person	Method of implementation	Timeframe for implementation	Responsible person	Frequency	Evidence of compliance
<ul style="list-style-type: none"> Identify, demarcate and prevent impact to all known sensitive heritage features on site in accordance with the No-Go procedure in Section 5.3: Access restricted areas; 	<p>DPM and a suitably qualified specialist</p> <p>dEO / cEO in consultation with the Contractor and ECO</p>	<p>Spatially identify and demarcate areas of heritage significance as per the Heritage Impact Assessment and the Heritage Walk-through Report and as per the requirements of section 5.3</p>	Pre-construction	ECO	Once, prior to the commencement of construction	Proof of avoidance of sensitive heritage features through details of avoidance and photographic records
<ul style="list-style-type: none"> Carry out general monitoring of excavations for potential fossils, artefacts and material of heritage importance; 	dEO (in consultation with specialists if/as required).	Ensure construction staff are adequately informed (via environmental awareness training) to carry out monitoring of excavations	During the Construction Phase	ECO	Monthly, or as required	Environmental awareness training includes measures relating to monitoring for chance finds

Impact Management Actions	Implementation			Monitoring		
	Responsible person	Method of implementation	Timeframe for implementation	Responsible person	Frequency	Evidence of compliance
		for fossils, artefacts and important heritage material				
– All work must cease immediately, if any human remains and/or other archaeological, palaeontological and historical material are uncovered. Such material, if exposed, must be reported to the nearest museum, archaeologist/palaeontologist (or the South African Police Services), so that a systematic and professional investigation can be undertaken. Sufficient time must be allowed to remove/collect such material before development recommences.	dEO / cEO in consultation with the Contractor and ECO	Develop and implement procedures for situations where human remains, archaeological, palaeontological or historical material are uncovered	During the Construction Phase	ECO	As and when required	Proof of work ceased and the required procedures followed in cases where material is discovered.

5.13 Safety of the public

Impact management outcome: All precautions are taken to minimise the risk of injury, harm or complaints.

Impact Management Actions	Implementation			Monitoring		
	Responsible person	Method of implementation	Timeframe for implementation	Responsible person	Frequency	Evidence of compliance
– Identify fire hazards, demarcate and restrict public access to these areas as well as notify the local authority of any potential threats e.g. large brush stockpiles, fuels etc.;	cEO in consultation with the Contractor	Develop an Emergency Preparedness, Response and	Pre-construction Construction	cEO	Once, prior to the commencement of construction	Compliance with the Emergency Preparedness,

Impact Management Actions	Implementation			Monitoring		
	Responsible person	Method of implementation	Timeframe for implementation	Responsible person	Frequency	Evidence of compliance
		Fire Management Plan specific to the project			and weekly during the construction phase	Response and Fire Management Plan
- All unattended open excavations must be adequately fenced or demarcated;	Contractor	Ensure that all excavations undertaken is fenced and demarcated within a reasonable timeframe and in instances where excavations will be open for long-periods of time	During the Construction Phase	cEO	Weekly	Excavations are fenced where required and photographic proof can be provided
- Adequate protective measures must be implemented to prevent unauthorised access to and climbing of partly constructed towers and protective scaffolding;	Contractor	All staff must be easily identifiable and the climbing of towers and scaffolding must only be undertaken by authorised personnel as managed by the Contractor	During the construction phase	ECO	Monthly, and as and when required	No incidents of unauthorised climbing is reported

Impact Management Actions	Implementation			Monitoring		
	Responsible person	Method of implementation	Timeframe for implementation	Responsible person	Frequency	Evidence of compliance
- Ensure structures vulnerable to high winds are secured;	Contractor	Ensure that sufficient stabilisation measures are implemented to secure structures vulnerable to high winds	During the construction phase	cEO	Weekly, and as and when required	No incidents of unstable structures due to high winds is reported
- Maintain an incidents and complaints register in which all incidents or complaints involving the public are logged.	cEO	Compile and regularly update as incidents and complaints are submitted from the public and indicate the actions taken to resolve the complaint	During the construction phase	ECO	Monthly, and as and when required	The incidents and complaints register is complete and provides all the required details

5.14 Sanitation

Impact management outcome: Clean and well-maintained toilet facilities are available to all staff in an effort to minimise the risk of disease and impact to the environment.

Impact Management Actions	Implementation			Monitoring		
	Responsible person	Method of implementation	Timeframe for implementation	Responsible person	Frequency	Evidence of compliance
– Mobile chemical toilets are installed onsite if no other ablution facilities are available;	Contractor	Mobile chemical toilets must be placed appropriately and in areas that avoid environmental sensitivities	During the Construction Phase	cEO	Weekly	Mobile toilets are installed and avoid environmental sensitivities
– The use of ablution facilities and or mobile toilets must be used at all times and no indiscriminate use of the veld for the purposes of abluitions must be permitted under any circumstances;	Contractor in consultation with the cEO	All site staff must be informed of this requirement during the Environmental Awareness Training and the consequences of not adhering to the requirement.	Pe-construction & Construction	ECO	Monthly, and as and when required	No evidence of non-compliance identified
– Where mobile chemical toilets are required, the following must be ensured: a) Toilets are located no closer than 100 m to any watercourse or water body;	Contractor in consultation with the cEO	The installation of the toilets by the Contractor must be as per	During the Construction Phase	cEO	Weekly	No evidence of non-compliance identified

Impact Management Actions	Implementation			Monitoring		
	Responsible person	Method of implementation	Timeframe for implementation	Responsible person	Frequency	Evidence of compliance
<ul style="list-style-type: none"> b) Toilets are secured to the ground to prevent them from toppling due to wind or any other cause; c) No spillage occurs when the toilets are cleaned or emptied and the contents are managed in accordance with the EMPr; d) Toilets have an external closing mechanism and are closed and secured from the outside when not in use to prevent toilet paper from being blown out; e) Toilets are emptied before long weekends and workers holidays, and must be locked after working hours; f) Toilets are serviced regularly and the ECO must inspect toilets to ensure compliance to health standards; 		the listed requirements				
<ul style="list-style-type: none"> - A copy of the waste disposal certificates must be maintained. 	Contractor	Certificates obtained from the licensed waste disposal facility with the emptying of the toilets must be kept on file	During the Construction Phase	ECO	Monthly, and as and when required	Certificates for waste disposal from the licensed waste disposal facility available on site

5.15 Prevention of disease

Impact Management outcome: All necessary precautions linked to the spread of disease are taken.

Impact Management Actions	Implementation			Monitoring		
	Responsible person	Method of implementation	Timeframe for implementation	Responsible person	Frequency	Evidence of compliance
– Undertake environmentally friendly pest control in the camp area;	Contractor	Only environmentally friendly pest control must be used, when required	During the Construction Phase	ECO	As and when pest control is required for the project	Contractor to provide proof of pest control used being environmentally friendly
– Ensure that the workforce is sensitised to the effects of sexually transmitted diseases, especially HIV/ AIDS;	cEO / Contractor in consultation with the ECO	The effects of sexually transmitted diseases and HIV/ AIDS must be covered in the Environmental Awareness Training	Pre-construction & Construction	ECO	Once, prior to the commencement of construction and monthly during construction	Environmental awareness training material requirements checklist
– The Contractor must ensure that information posters on HIV/ AIDS are displayed in the Contractor Camp area;	Contractor	Develop and place information posters on HIV/ AIDS	During the Construction Phase	cEO	Weekly	Photographic evidence of poster placement
– Information and education relating to sexually transmitted diseases to be made available to both	cEO / Contractor in	Information and education of sexually	Pre-construction & Construction	ECO	Monthly	Environmental awareness training material

Impact Management Actions	Implementation			Monitoring		
	Responsible person	Method of implementation	Timeframe for implementation	Responsible person	Frequency	Evidence of compliance
construction workers and local community, where applicable;	consultation with the ECO	transmitted diseases must be covered in the Environmental Awareness Training.				requirements checklist
- Free condoms must be made available to all staff on site at central points;	Contractor	Placement of free condoms in mobile toilets and at the construction camps	During the Construction Phase	ECO	Monthly	Proof of placement of free condoms by the contractor to be provided
- Medical support must be made available;	dEO / cEO in consultation with the Contractor	Ensure that designated personnel with first aid training are available on site and that first aid kits to provide medical support is readily available	Construction and Operations	ECO	Monthly	Check the availability of first aid trained personnel and medical kits (including if these are complete in terms of supplies)
- Provide access to Voluntary HIV Testing and Counselling Services.	Contractor	Compile a HIV testing schedule and provide counselling services where required	During the Construction Phase	ECO	Quarterly, and as and when required	Voluntary testing schedules and proof of counselling (where undertaken)

5.16 Emergency procedures

Impact management outcome: Emergency procedures are in place to enable a rapid and effective response to all types of environmental emergencies.

Impact Management Actions	Implementation			Monitoring		
	Responsible person	Method of implementation	Timeframe for implementation	Responsible person	Frequency	Evidence of compliance
- Compile an Emergency Response Action Plan (ERAP) prior to the commencement of the proposed project;	Contractor	Develop an Emergency Preparedness, Response and Fire Management Plan specific to the project	Pre-construction	ECO	Once, prior to the commencement of construction	Emergency Preparedness, Response and Fire Management Plan compiled
- The Emergency Plan must deal with accidents, potential spillages and fires in line with relevant legislation;	Contractor	Develop an Emergency Preparedness, Response and Fire Management Plan specific to the project which covers accidents, potential spillages and fires	Pre-construction	ECO	Once, prior to the commencement of construction	Emergency Preparedness, Response and Fire Management Plan includes required specifications
- All staff must be made aware of emergency procedures as part of environmental awareness training;	cEO / dEO in consultation with the ECO	Develop environmental awareness	Pre-construction	ECO	Prior to the commencement of the	Environmental awareness training material

Impact Management Actions	Implementation			Monitoring		
	Responsible person	Method of implementation	Timeframe for implementation	Responsible person	Frequency	Evidence of compliance
		training material which covers the relevant emergency procedures			environmental awareness training	requirements checklist
– The relevant local authority must be made aware of a fire as soon as it starts;	Contractor in consultation with the ECO	Develop and include a procedure in the Emergency Preparedness, Response and Fire Management Plan for the event of a fire and the procedure to be followed for informing the local authority	Construction	ECO	As and when a fire occurs	The local authority was informed as per the relevant procedure set out in the Emergency Preparedness, Response and Fire Management Plan
– In the event of emergency, necessary mitigation measures to contain the spill or leak must be implemented (see Hazardous Substances section 5.17).	Contractor	Implement the required mitigation measures in the event of a spill or leak as per the requirements of Section 5.17.	Construction and Operations	ECO	As and when a spill or leak occurs	The mitigation measures included under Section 5.17 have been adhered to

5.17 Hazardous substances

Impact management outcome: Safe storage, handling, use and disposal of hazardous substances.

Impact Management Actions	Implementation			Monitoring		
	Responsible person	Method of implementation	Timeframe for implementation	Responsible person	Frequency	Evidence of compliance
- The use and storage of hazardous substances to be minimised and non-hazardous and non-toxic alternatives substituted where possible;	cEO in consultation with the Contractor	Develop a strategy of how hazardous substances can be and should be minimised	Pre-construction & Construction	ECO	Once, prior to the commencement of construction and monthly during the construction phase	Contractor to provide evidence of substances used for proof of compliance
- All hazardous substances must be stored in suitable containers as defined in the Method Statement;	Contractor	Develop a Method Statement for the storage of hazardous substances in suitable containers	Pre-construction & Construction	ECO	Once, prior to the commencement of construction and monthly during the construction phase	Photographic proof that hazardous substances are stored in suitable containers as per the requirements of the relevant Method Statements
- Containers must be clearly marked to indicate contents, quantities and safety requirements;	Contractor	Where hazardous waste is stored these must be clearly marked	During the Construction Phase	ECO	Monthly	Photographic proof that containers are marked as per the requirements

Impact Management Actions	Implementation			Monitoring		
	Responsible person	Method of implementation	Timeframe for implementation	Responsible person	Frequency	Evidence of compliance
		indicating the required details of the contents				
– All storage areas must be bunded. The bunded area must be of sufficient capacity to contain a spill / leak from the stored containers;	Contractor	Ensure that storage areas are sufficiently bunded which are of sufficient capacity to contain a spill / leak from the stored containers	During the Construction Phase	ECO	Monthly during the Construction Phase	Photographic proof that storage areas are bunded and proof that the bund areas are of sufficient capacity to contain a spill / leak from the stored containers
– Bunded areas to be suitably lined with a SABS approved liner;	Contractor	Ensure that bunded storage areas are suitably lined	During the Construction Phase	ECO	Once, during the Construction Phase	Photographic proof that bunded storage areas are suitably lined
– An Alphabetical Hazardous Chemical Substance (HCS) control sheet must be drawn up and kept up to date on a continuous basis;	cEO / Contractor	Compile and update an Alphabetical Hazardous Chemical Substance (HCS) control sheet specific to the project	During the Construction Phase	ECO	Monthly, and as and when required	Complete and up to date control sheet provided by the Contractor

Impact Management Actions	Implementation			Monitoring		
	Responsible person	Method of implementation	Timeframe for implementation	Responsible person	Frequency	Evidence of compliance
- All hazardous chemicals that will be used on site must have Material Safety Data Sheets (MSDS);	cEO / Contractor	Keep a record of all hazardous chemicals and the respective MSDS	During the Construction Phase	ECO	Monthly, and as and when required	Record of hazardous chemicals and the respective MSDS
- All employees working with HCS must be trained in the safe use of the substance and according to the safety data sheet;	cEO / Contractor	Provide training for personnel working with HCS	Pre-construction	ECO	Once, prior to the commencement of construction and as and when required	Record of training provided to personnel working with HCS
- Employees handling hazardous substances / materials must be aware of the potential impacts and follow appropriate safety measures. Appropriate personal protective equipment must be made available;	cEO / Contractor	Develop environmental awareness training material which covers the relevant impacts and safety measures. Provide appropriate training and personal protective equipment for the relevant personnel handling hazardous	Pre-construction & Construction	ECO	Prior to the commencement of the environmental awareness training and monthly during the construction phase for personal protective equipment	Environmental awareness training material requirements checklist and all relevant personnel have undergone appropriate training and have access to personal protective equipment

Impact Management Actions	Implementation			Monitoring		
	Responsible person	Method of implementation	Timeframe for implementation	Responsible person	Frequency	Evidence of compliance
		substances and materials				
– The Contractor must ensure that diesel and other liquid fuel, oil and hydraulic fluid is stored in appropriate storage tanks or in bowzers;	Contractor	Appropriate storage facilities must be constructed or obtained for the storing of diesel, other liquid fuel, oil and hydraulic fluid	During the Construction Phase	ECO	Monthly, and as and when required	Storage tanks for the project are appropriate and no incidents are reported in this regard
– The tanks/ bowzers must be situated on a smooth impermeable surface (concrete) with a permanent bund. The impermeable lining must extend to the crest of the bund and the volume inside the bund must be 130% of the total capacity of all the storage tanks/ bowzers (110% statutory requirement plus an allowance for rainfall);	Contractor	Appropriate storage facilities must be constructed or obtained for tanks as per the requirements listed	During the Construction Phase	ECO	Monthly, and as and when required	Storage areas for the tanks/ bowzers for the project are appropriate and no incidents are reported in this regard
– The floor of the bund must be sloped, draining to an oil separator;	Contractor	Appropriate storage facilities must be constructed as per the requirements listed	During the Construction Phase	ECO	Once, during construction	Bunded storage areas are constructed according to the requirements

Impact Management Actions	Implementation			Monitoring		
	Responsible person	Method of implementation	Timeframe for implementation	Responsible person	Frequency	Evidence of compliance
- Provision must be made for refuelling at the storage area by protecting the soil with an impermeable groundcover. Where dispensing equipment is used, a drip tray must be used to ensure small spills are contained;	Contractor	Appropriately constructed refuelling facility must be developed as per the requirements. Drip trays must be provided for use	During the Construction Phase	ECO cEO	Monthly Weekly	Soils at the refuelling facility are protected as required and drip trays are provided and used
- All empty externally dirty drums must be stored on a drip tray or within a bunded area;	Contractor	Ensure that empty dirty drums are stored appropriately as per the requirements	During the Construction Phase	ECO cEO	Monthly Weekly	Drip trays or bunded areas are used for the storage of dirty drums
- No unauthorised access into the hazardous substances' storage areas must be permitted;	Contractor	Ensure through the implementation of procedures that no unauthorised access is undertaken into the storage areas	During the Construction Phase	ECO	Monthly	Proof of the implementation of the relevant procedure must be provided by the contractor
- No smoking must be allowed within the vicinity of the hazardous storage areas;	Contractor	Inform all employees of the requirement and develop	During the Construction Phase	ECO cEO	Monthly Weekly	Photographic record of the signage placed

Impact Management Actions	Implementation			Monitoring		
	Responsible person	Method of implementation	Timeframe for implementation	Responsible person	Frequency	Evidence of compliance
		and place relevant signage in the relevant areas				must be provided
– Adequate fire-fighting equipment must be made available at all hazardous storage areas;	Contractor	Hazardous storage areas must be fitted with adequate fire-fighting equipment	During the Construction Phase	ECO	Monthly	Adequate fire-fighting equipment is available and has been serviced
– Where refuelling away from the dedicated refuelling station is required, a mobile refuelling unit must be used. Appropriate ground protection such as drip trays must be used;	Contractor	Provide a mobile refuelling unit as well as suitable ground protection, where required	During the Construction Phase	ECO	Monthly, and as and when required	A mobile refuelling unit and suitable ground protection is available for use
– An appropriately sized spill kit kept onsite relevant to the scale of the activity/s involving the use of hazardous substance must be available at all times;	Contractor	Provide an appropriate spill kit for the project for the use of hazardous substances	During the Construction Phase	ECO	Monthly, and as and when required	Appropriate spill kits are available for use
– The responsible operator must have the required training to make use of the spill kit in emergency situations;	cEO and Contractor	Provide training on the use of spill kits to the relevant employees	Pre-construction	ECO	Once, prior to the commencement of construction	Proof of training to be provided by the contractor

Impact Management Actions	Implementation			Monitoring		
	Responsible person	Method of implementation	Timeframe for implementation	Responsible person	Frequency	Evidence of compliance
<p>– An appropriate number of spill kits must be available and must be located in all areas where activities are being undertaken;</p>	cEO and Contractor	Provide an appropriate number of spill kits in relevant areas	During the Construction Phase	ECO	Monthly	Proof of appropriate number of spill kits in appropriate areas to be provided by the contractor
<p>– In the event of a spill, contaminated soil must be collected in containers and stored in a central location and disposed of according to the National Environmental Management: Waste Act 59 of 2008. Refer to Section 5.7 for procedures concerning storm and wastewater management and 5.8 for solid and hazardous waste management.</p>	cEO and Contractor	Storage and disposal of contaminated soil must be in accordance with the National Environmental Management: Waste Act and sections 5.7 and 5.8 of this EMPr	During the Construction Phase	ECO	Monthly, and as and when required	Proof of storage and disposal in terms of the National Environmental Management: Waste Act must be provided. Certificates of disposal at licensed waste disposal facilities must be provided

5.18 Workshop, equipment maintenance and storage

Impact management outcome: Soil, surface water and groundwater contamination is minimised.

Impact Management Actions	Implementation			Monitoring		
	Responsible person	Method of implementation	Timeframe for implementation	Responsible person	Frequency	Evidence of compliance
– Where possible and practical all maintenance of vehicles and equipment must take place in the workshop area;	Contractor	Demarcate specific areas for the maintenance of vehicles and equipment	During the Construction Phase	ECO	Monthly	A dedicated area for the maintenance of vehicles and machinery is used.
– During servicing of vehicles or equipment, especially where emergency repairs are affected outside the workshop area, a suitable drip tray must be used to prevent spills onto the soil.	Contractor	Ensure that a drip tray is available for an emergency repairs required	During the Construction Phase	ECO	Monthly	Contractor to provide evidence of drip tray use for emergency repairs
– Leaking equipment must be repaired immediately or be removed from site to facilitate repair;	Contractor	Ensure that where leaking equipment is identified it is repaired immediately or removed from site for repairs	During the Construction Phase	ECO	Monthly	Contractor to provide details of equipment repaired or removed from site
– Workshop areas must be monitored for oil and fuel spills;	cEO	Undertake regular inspections of the workshop	During the Construction Phase	ECO	Monthly	Register of inspection

Impact Management Actions	Implementation			Monitoring		
	Responsible person	Method of implementation	Timeframe for implementation	Responsible person	Frequency	Evidence of compliance
		areas for oil and fuel spills and keep an updated register of inspection on site				
– Appropriately sized spill kit kept onsite relevant to the scale of the activity taking place must be available;	Contractor	Provide an appropriate spill kit for the project	During the Construction Phase	ECO	Monthly, and as and when required	Appropriate spill kits are available for use
– The workshop area must have a bunded concrete slab that is sloped to facilitate runoff into a collection sump or suitable oil / water separator where maintenance work on vehicles and equipment can be performed;	Contractor	Ensure that the workshop area is sufficiently bunded in accordance with the required specification	During the Construction Phase	ECO	Once, during the Construction Phase and as and when required	Workshop area is bunded in accordance with the required specification
– Water drainage from the workshop must be contained and managed in accordance with Section 5.7: storm and wastewater management.	Contractor	Ensure that water drainage from workshop area is managed as per the requirements of section 5.7	During the Construction Phase	ECO	Monthly	Workshop drainage is managed in accordance with the requirements

5.19 Batching plants (if relevant)

Impact management outcome: Minimise spillages and contamination of soil, surface water and groundwater.

Impact Management Actions	Implementation			Monitoring		
	Responsible person	Method of implementation	Timeframe for implementation	Responsible person	Frequency	Evidence of compliance
- Concrete mixing must be carried out on an impermeable surface;	Contractor	Provide impermeable surface for the mixing of concrete	During the Construction Phase	cEO	Weekly	No concrete mixing is undertaken on open ground
- Batching plants areas must be fitted with a containment facility for the collection of cement laden water.	Contractor	Implement measures for the control and management of cement laden water	During the construction phase	cEO	Weekly	No mismanagement of laden water due to the temporary concrete batching plant
- Dirty water from the batching plant must be contained to prevent soil and groundwater contamination;	Contractor	Implement measures for the control and management of dirty water to prevent soil and groundwater contamination	During the construction phase	cEO	Weekly	No mismanagement of dirty water due to the temporary concrete batching plant and no/minimal soil and groundwater contamination

Impact Management Actions	Implementation			Monitoring		
	Responsible person	Method of implementation	Timeframe for implementation	Responsible person	Frequency	Evidence of compliance
– Bagged cement must be stored in an appropriate facility and at least 10 m away from any water courses, gullies and drains;	Contractor	Demarcate and provide a storage area for bagged cement in-line with the listed requirements	During the Construction Phase	cEO	Weekly	Photographic proof of bagged cement stored within the demarcated area
– A washout facility must be provided for washing of concrete associated equipment. Water used for washing must be restricted;	Contractor	Provide a washout facility for the washing of associated equipment. Enforce limitations on water use for washing of equipment	During the Construction Phase	cEO	Weekly	No cement laden water is released into the environment. Only minimal water is used for washing
– Hardened concrete from the washout facility or concrete mixer can either be reused or disposed of at an appropriate licensed disposal facility;	Contractor	Make use of hardened concrete where possible or dispose of concrete in a suitable manner	During the Construction Phase	ECO	Monthly	Certificates of disposal of concrete at licensed waste disposal facility
– Empty cement bags must be secured with adequate binding material if these will be temporarily stored on site;	Contractor	Bind empty cement bags and temporarily store it in an appropriate area on site	During the Construction Phase	ECO	Monthly	Proof of binding of empty cement bags and storage in an appropriate area on site to be

Impact Management Actions	Implementation			Monitoring		
	Responsible person	Method of implementation	Timeframe for implementation	Responsible person	Frequency	Evidence of compliance
						provided by the Contractor
– Sand and aggregates containing cement must be kept damp to prevent the generation of dust (Refer to Section 5.20: Dust emissions)	Contractor	Ensure that sand and aggregates are kept damp or otherwise protected from dust generation	During the Construction Phase	ECO	Monthly	Proof of dampening (or alternative dust suppression) of sand and aggregates must be provided by the Contractor
– Any excess sand, stone and cement must be removed or reused from site on completion of construction period and disposed at a registered disposal facility;	Contractor	Ensure that all excess sand, stone and cement is removed or reused	At the completion of the Construction Phase	ECO	Once, with the completion of construction	Certificates for the disposal of sand, stone and cement at licensed waste disposal facilities or proof of reuse must be provided
– Temporary fencing must be erected around batching plants in accordance with Section 5.5: Fencing and gate installation.	Contractor	Erect Temporary fencing	During the construction phase	cEO	Weekly	Temporary fencing around batching plants

5.20 Dust emissions

Impact management outcome: Dust prevention measures are applied to minimise the generation of dust.

Impact Management Actions	Implementation			Monitoring		
	Responsible person	Method of implementation	Timeframe for implementation	Responsible person	Frequency	Evidence of compliance
– Take all reasonable measures to minimise the generation of dust as a result of project development activities to the satisfaction of the ECO;	Contractor	Apply appropriate dust suppressant	During the Construction Phase	cEO	Weekly	Contractor to provide proof of use of appropriate dust suppressants
– Removal of vegetation must be avoided until such time as soil stripping is required and similarly exposed surfaces must be re-vegetated or stabilised as soon as is practically possible;	Contractor	Proper planning for vegetation removal must be undertaken as well as for the associated rehabilitation	During the Construction Phase and Rehabilitation	cEO	Weekly	Plan for implementation must be provided by the Contractor
– Excavation, handling and transport of erodible materials must be avoided under high wind conditions or when a visible dust plume is present;	Contractor	Ensure that specific limitations are placed on the transport and handling of erodible materials during high wind conditions or when a visible	During the Construction Phase	cEO	Bi-weekly (every second week)	No complaints submitted in this regard

Impact Management Actions	Implementation			Monitoring		
	Responsible person	Method of implementation	Timeframe for implementation	Responsible person	Frequency	Evidence of compliance
		dust plume is present				
– During high wind conditions, the ECO must evaluate the situation and make recommendations as to whether dust-damping measures are adequate, or whether working will cease altogether until the wind speed drops to an acceptable level;	ECO	ECO to provide adequate recommendations	During the Construction Phase	Not Applicable		
– Where possible, soil stockpiles must be located in sheltered areas where they are not exposed to the erosive effects of the wind;	Contractor	Place soil stockpiles in areas less affected by wind	During the Construction Phase	cEO and ECO	Bi-weekly (every second week) Monthly	Soil stockpiles are not exposed to wind and have not been eroded
– Where erosion of stockpiles becomes a problem, erosion control measures must be implemented at the discretion of the ECO;	Contractor in consultation with the ECO	Contractor to implement erosion control measures as recommended and agreed with the ECO	During the Construction Phase	cEO	Weekly, until erosion is no longer a problem	Recommendations made by the ECO have been implemented by the Contractor
– Vehicle speeds must not exceed 40 km/h along dust roads or 20 km/h when traversing unconsolidated and non-vegetated areas;	cEO / dEO / contractor	Inform all drivers of speed limits and place appropriate signage along the relevant roads	During the Construction Phase Operation Phase	ECO Operation and Maintenance team	Monthly	No complaints from community members are submitted

Impact Management Actions	Implementation			Monitoring		
	Responsible person	Method of implementation	Timeframe for implementation	Responsible person	Frequency	Evidence of compliance
– Straw stabilisation must be applied at a rate of one bale/10 m ² and harrowed into the top 100 mm of top material, for all completed earthworks;	Contractor	Ensure that straw stabilisation is undertaken as per the listed requirements	During the Construction Phase	ECO	Monthly	Photographic record of all straw stabilisation undertaken
– For significant areas of excavation or exposed ground, dust suppression measures must be used to minimise the spread of dust.	Contractor	Appropriate dust suppressant measures are implemented	During the Construction Phase	cEO	Weekly	Photographic record of measures being implemented and the results thereof

5.21 Blasting

Impact management outcome: Impact to the environment is minimised through a safe blasting practice.

Impact Management Actions	Implementation			Monitoring		
	Responsible person	Method of implementation	Timeframe for implementation	Responsible person	Frequency	Evidence of compliance
– Any blasting activity must be conducted by a suitably licensed blasting contractor; and	cEO / dEO / contractor	Ensure the contractor is suitably licensed with all necessary credentials and certifications	Pre-Construction Phase	ECO/EO	Once off, before blasting activities commence.	ECO/EO to check all valid credentials and certifications on hand.

Impact Management Actions	Implementation			Monitoring		
	Responsible person	Method of implementation	Timeframe for implementation	Responsible person	Frequency	Evidence of compliance
– Notification of surrounding landowners, emergency services site personnel of blasting activity 24 hours prior to such activity taking place on Site.	cEO / dEO / contractor	Ensure all responsible personnel have been notified of blasting activities 24 hours in advance and keep records of notifications.	Pre-Construction Phase	ECO/EO	Once off, before blasting activities commence.	ECO/EO to confirm all necessary personnel have been notified. Notification records to be provided.

5.22 Noise

Impact Management outcome: Unnecessary noise is prevented by ensuring that noise from construction activities is mitigated.

Impact Management Actions	Implementation			Monitoring		
	Responsible person	Method of implementation	Timeframe for implementation	Responsible person	Frequency	Evidence of compliance
– The Contractor must keep noise level within acceptable limits. Restrict the use of sound amplification equipment for communication and emergency only;	Contractor	Ensure that noise limits do not exceed acceptable limits and avoid the use of amplification communication	During the Construction Phase	ECO	Monthly, and as and when required	No complaints registered in this regard. No amplification equipment is used.

Impact Management Actions	Implementation			Monitoring		
	Responsible person	Method of implementation	Timeframe for implementation	Responsible person	Frequency	Evidence of compliance
– All vehicles and machinery must be fitted with appropriate silencing technology and must be properly maintained;	Contractor	Provide and implement silencing technology	During the Construction Phase	ECO	Monthly, and as and when required	No complaints registered in this regard. Silencing technology is utilised.
– Any complaints received by the Contractor regarding noise must be recorded and communicated. Where possible or applicable, provide transport to and from the site on a daily basis for construction workers;	cEO	Update complaints register. Provide daily transport to and from site for employees	During the Construction Phase	ECO	Monthly, and as and when required	Complaints register provided by the cEO and proof of transportation services provided
– Develop a Code of Conduct for the construction phase in terms of behaviour of construction staff. Operating hours as determined by the environmental authorisation are adhered to during the development phase. Where not defined, it must be ensured that development activities must still meet the impact management outcome related to noise management.	cEO and Contractor in consultation with the ECO	Compile a Code of Conduct for staff. Appropriate operating hours must be identified for the project.	Pre-construction and Construction	ECO	Once, prior to the commencement of construction	No complaints registered in this regard.

5.23 Fire prevention

Impact management outcome: Prevention of uncontrollable fires.

Impact Management Actions	Implementation			Monitoring		
	Responsible person	Method of implementation	Timeframe for implementation	Responsible person	Frequency	Evidence of compliance
– Designate smoking areas where the fire hazard could be regarded as insignificant;	c	Identify and demarcate through signage designated smoking areas	Pre-construction & Construction	ECO	Monthly	Photographic record of designated smoking area
– Firefighting equipment must be available on all vehicles located on site;	cEO / dEO in consultation with the Contractor	Provide all vehicles with firefighting equipment	Construction	ECO	Monthly	All vehicles are fitted with firefighting equipment and the details thereof are provided by the cEO
– The local Fire Protection Agency (FPA) must be informed of construction activities;	cEO in consultation with the ECO	Undertake formal consultation to inform the local FPA of the associated construction activities	Pre-construction	ECO	Once, during the commencement of the Construction Phase	Proof of consultation with the FPA
– Contact numbers for the FPA and emergency services must be communicated in environmental awareness training and displayed at a central location on site;	dEO / cEO / Contractor in	Develop environmental awareness	Pre-construction & Construction	ECO	Prior to the commencement of the	Environmental awareness training material

Impact Management Actions	Implementation			Monitoring		
	Responsible person	Method of implementation	Timeframe for implementation	Responsible person	Frequency	Evidence of compliance
	consultation with the ECO	<p>training material which covers the contact numbers for the FPA and emergency services.</p> <p>Place the contact numbers for the FPA and emergency services at a visible and central location</p>			environmental awareness training and once during the construction phase	requirements checklist and photographic record of contact numbers on display
- Two-way swop of contact details between ECO and FPA.	ECO	Consultation between the ECO and FPA to exchange contact details	Pre-construction	Not Applicable		

5.24 Stockpiling and stockpile areas

Impact management outcome: Erosion and sedimentation as a result of stockpiling are reduced.

Impact Management Actions	Implementation			Monitoring		
	Responsible person	Method of implementation	Timeframe for implementation	Responsible person	Frequency	Evidence of compliance
– All material that is excavated during the project development phase (either during piling (if required) or earthworks) must be stored appropriately on site in order to minimise impacts to watercourses, wetlands and water bodies;	Contractor	Identify and demarcate an appropriate location for the storage of excavated materials	Pre-construction & Construction	ECO	Monthly	Excavated material is not stored within sensitive environmental areas
– All stockpiled material must be maintained and kept clear of weeds and alien vegetation growth by undertaking regular weeding and control methods;	Contractor	Implement appropriate and sufficient maintenance on stockpiled material regularly	During the Construction Phase	cEO ECO	Bi-weekly (every second month) Monthly	Stockpiled material is maintained sufficiently and is clear of weeds and alien vegetation
– Topsoil stockpiles must not exceed 2 m in height;	Contractor	Enforce limitations for the height of topsoil stockpiles	During the Construction Phase	cEO ECO	Bi-weekly (every second month) Monthly	Topsoil stockpiles do not exceed 2m in height
– During periods of strong winds and heavy rain, the stockpiles must be covered with appropriate material (e.g. cloth, tarpaulin etc.);	Contractor	Appropriate material must be provided in order to cover stockpiles when required	During the Construction Phase	ECO	Monthly	Contractor to provide proof of availability of appropriate material to

Impact Management Actions	Implementation			Monitoring		
	Responsible person	Method of implementation	Timeframe for implementation	Responsible person	Frequency	Evidence of compliance
						cover stockpiles when required
– Where possible, sandbags (or similar) must be placed at the bases of the stockpiled material in order to prevent erosion of the material.	Contractor	Sandbags must be provided in order to prevent erosion of stockpiled materials	During the Construction Phase	ECO	Monthly	Contractor to provide proof of availability of sandbags to prevent erosion of stockpiled materials

5.25 Finalising tower positions

Impact management outcome: No environmental degradation occurs as a result of the survey and pegging operations.

Impact Management Actions	Implementation			Monitoring		
	Responsible person	Method of implementation	Timeframe for implementation	Responsible person	Frequency	Evidence of compliance
– No vegetation clearing must occur during survey and pegging operations;	Contractor	Implement restrictions in terms of vegetation clearing during the survey and pegging operations	Pre-construction	cEO	Weekly	Contractor to provide photographic proof that no vegetation has been cleared
– No new access roads must be developed to facilitate access for survey and pegging purposes;	Contractor	Restrict the development of	Pre-construction	cEO	Weekly	Contractor to provide

Impact Management Actions	Implementation			Monitoring		
	Responsible person	Method of implementation	Timeframe for implementation	Responsible person	Frequency	Evidence of compliance
		new access roads for survey and pegging purposes				photographic proof that no new roads have been developed
– Project manager, botanical specialist and contractor to agree on final tower positions based on survey within assessed and approved areas;	DPM, Suitably Qualified Specialist and Contractor	Undertake consultation between the relevant responsible people and finalise the tower positions for the power line	Pre-construction	ECO	Once the final tower positions have been finalised and agreed upon	Provision of final tower positions to the ECO
– The surveyor is to demarcate (peg) access roads/tracks in consultation with ECO. No deviations will be allowed without the prior written consent from the ECO.	Surveyor in consultation with the ECO	Undertake consultation between the surveyor and the ECO	Pre-construction	cEO	Weekly	Consultation with the ECO regarding the distribution of pegs.

5.26 Excavation and Installation of foundations

Impact management outcome: No environmental degradation occurs as a result of excavation or installation of foundations.

Impact Management Actions	Implementation			Monitoring		
	Responsible person	Method of implementation	Timeframe for implementation	Responsible person	Frequency	Evidence of compliance
– All excess spoil generated during foundation excavation must be disposed of in an appropriate manner and at a recognised disposal site, if not used for backfilling purposes;	Contractor	Use a licensed waste disposal facility for the disposal of excess spoil	During the Construction Phase	ECO	Monthly	Certificates obtained for the disposal of excess spoil at a licensed waste disposal facility
– Spoil can however be used for landscaping purposes and must be covered with a layer of 150 mm topsoil for rehabilitation purposes;	Contractor	Spoil used for landscaping must be applied as per the listed requirements	Construction and Rehabilitation	ECO	Monthly	Photographic record of spoil used for landscaping purposes as well as feedback from the contractor
– Management of equipment for excavation purposes must be undertaken in accordance with Section 5.18: Workshop equipment maintenance and storage; and	Contractor	Undertake the management of equipment for excavation as per the requirements of section 5.18	During the Construction Phase	ECO	Monthly	Management of equipment is undertaken in line with the requirements of section 5.18
– Hazardous substances spills from equipment must be managed in accordance with Section 5.17: Hazardous substances.	Contractor	Undertake the management of hazardous	During the Construction Phase	ECO	Monthly	Management of hazardous substances spills

Impact Management Actions	Implementation			Monitoring		
	Responsible person	Method of implementation	Timeframe for implementation	Responsible person	Frequency	Evidence of compliance
		substances spills from equipment as per the requirements of section 5.17				from equipment is undertaken in line with the requirements of section 5.17
– Batching of cement to be undertaken in accordance with Section 5.19: Batching plants;	Contractor	Ensure correct batching of cement	During the construction phase	cEO	Weekly	Measures in place to ensure the batching of cement is done in accordance with Section 5.19: Batching plants
– Residual cement must be disposed of in accordance with Section 5.8: Solid and hazardous waste management.	Contractor	Undertake the disposal of residual cement as per the requirements of section 5.8	During the Construction Phase	ECO	Monthly	The disposal of residual cement is undertaken in line with section 5.8.

5.27 Assembly and erecting towers

Impact management outcome: No environmental degradation occurs as a result of assembly and erecting of towers.

Impact Management Actions	Implementation			Monitoring		
	Responsible person	Method of implementation	Timeframe for implementation	Responsible person	Frequency	Evidence of compliance
– Prior to erection, assembled towers and tower sections must be stored on elevated surfaces (suggest wooden blocks) to minimise damage to the underlying vegetation;	Contractor	Provide the necessary materials for the elevated surface, where towers are to be placed on indigenous vegetation	During the Construction Phase	cEO	Weekly	Implementation of elevated surface and photographic record thereof
– In sensitive areas, tower assembly must take place off-site or away from sensitive positions;	Contractor in consultation with the cEO and the ECO	Identify sensitive areas to be avoided by tower assembly and ensure that the areas are not infringed upon	Pre-construction & Construction	cEO	Weekly	Tower assembly is undertaken outside of sensitive areas
– The crane used for tower assembly must be operated in a manner which minimises impact to the environment;	Contractor in consultation with the cEO and the ECO	Ensure that no impact to the environment is imposed during the operation of the crane	Pre-construction & Construction	cEO	Weekly	No environmental damages incurred as a result of the crane.

Impact Management Actions	Implementation			Monitoring		
	Responsible person	Method of implementation	Timeframe for implementation	Responsible person	Frequency	Evidence of compliance
- The number of crane trips to each site must be minimised;	Contractor in consultation with the cEO and the ECO	Ensure that the utilisation of the crane is maximised when on site.	Pre-construction & Construction	cEO	Weekly	Few crane trips to each site observed.
- Wheeled cranes must be utilised in preference to tracked cranes. However, Rocky terrain may require tracked cranes in the project site.	Contractor	Ensure wheeled cranes are utilised, where practical.	Pre-construction & Construction	cEO	Weekly	Wheeled cranes observed on site.
- Consideration must be given to erecting towers by helicopter or by hand where it is warranted to limit the extent of environmental impact;	Contractor	Contractor to undertake erecting of towers in an environmentally acceptable manner	During the Construction Phase	ECO	Monthly	No unacceptable environmental impacts occur with the erecting of the towers
- Access to tower positions to be undertaken in accordance with access requirements specified in Section 5.4: Access Roads;	Contractor	Undertake access to tower positions as per the requirements of section 5.4	During the Construction Phase	ECO	Monthly	Access to tower positions are undertaken as per the requirements of section 5.4
- Vegetation clearance to be undertaken in accordance with general vegetation clearance requirements specified in Section 5.10: Vegetation clearing;	Contractor	Undertake vegetation clearance as per the requirements of section 5.10	During the Construction Phase	cEO	Weekly	Vegetation clearance is undertaken as per the requirements of section 5.10

Impact Management Actions	Implementation			Monitoring		
	Responsible person	Method of implementation	Timeframe for implementation	Responsible person	Frequency	Evidence of compliance
– No levelling at tower sites must be permitted unless approved by the Development Project Manager or Developer Site Supervisor;	Contractor in consultation with the DPM and DSS	Written permission for levelling at tower sites, if required, must be obtained from the DPM and DSS prior to the undertaking of any levelling activities	During the Construction Phase	ECO	Monthly, and as and when required	Written permission from the DPM and DSS provided to the Contractor
– Topsoil must be removed separately from subsoil material and stored for later use during rehabilitation of such tower sites;	Contractor	Implement appropriate measures to ensure that topsoil is removed from subsoil material	Construction and Rehabilitation	cEO	Weekly, and as and when required	Proof of appropriate measures implemented must be provided by the Contractor
– Topsoil must be stored in heaps not higher than 2m to prevent destruction of the seed bank within the topsoil;	Contractor	Implement the listed requirements for the storage of topsoil	During the Construction Phase	cEO	Weekly	Topsoil is stored as per the listed requirements
– Excavated slopes must be no greater than 1:3, but where this is unavoidable, appropriate measures must be undertaken to stabilise the slopes;	Contractor	Implement the listed requirements for the excavation of slopes	During the Construction Phase	cEO	Weekly	Excavation of slopes is undertaken as per the listed requirements

Impact Management Actions	Implementation			Monitoring		
	Responsible person	Method of implementation	Timeframe for implementation	Responsible person	Frequency	Evidence of compliance
– Fly rock from blasting activity must be minimised and any pieces greater than 150 mm falling beyond the Working Area, must be collected and removed;	cEO / dEO / contractor	Ensure all pieces greater than 150 mm falling beyond the Working Area, are collected and removed and implement measures to try and minimise fly rock from blasting activity	Pre-Construction Phase	ECO/EO	During blasting activities	ECO/EO to confirm necessary measures have been undertaken to minimise fly rock from blasting activity and that no pieces greater than 150 mm are beyond the working area.
– Only existing disturbed areas are utilised as spoil areas;	Contractor in consultation with the ECO	Identify, demarcate and use existing disturbed areas for spoil areas	Pre-construction & Construction	cEO	Weekly	Only identified disturbed areas are used as spoil areas
– Drainage is provided to control groundwater exit gradient with the spill areas such that migration of fines is kept to a minimum;	Not Applicable					
– Surface water runoff is appropriately channelled through or around spoil areas;	DPM and Contractor	Design and implement appropriate surface runoff measures for spoil areas	Pre-construction & Construction	ECO	Once, during the construction of the surface runoff measures	Implementation of surface runoff measures through and/or around spoil areas

Impact Management Actions	Implementation			Monitoring		
	Responsible person	Method of implementation	Timeframe for implementation	Responsible person	Frequency	Evidence of compliance
<ul style="list-style-type: none"> - During backfilling operations, care must be taken not to dump the topsoil at the bottom of the foundation and then put spoil on top of that; 	Contractor	Develop and implement backfilling procedures which ensures that topsoil is not placed at the bottom of foundations.	Pre-construction & Construction	cEO	Weekly	Backfilling operations are undertaken as per the procedures developed
<ul style="list-style-type: none"> - The surface of the spoil is appropriately rehabilitated in accordance with the requirements specified in Section 5.29: Landscaping and rehabilitation; 	Contractor	Rehabilitation of the surface spoil must be undertaken in accordance with the requirements of section 5.29	Rehabilitation	cEO	Weekly	Rehabilitation of the surface spoil is undertaken as per the requirements of section 5.29
<ul style="list-style-type: none"> - The retained topsoil must be spread evenly over areas to be rehabilitated and suitably compacted to effect re-vegetation of such areas to prevent erosion as soon as construction activities on the site is complete. Spreading of topsoil must not be undertaken, where possible, at the beginning of the dry season. 	Contractor	Ensure that topsoil is spread evenly and compacted appropriately. This must be undertaken outside of the start of the dry season, where possible	Rehabilitation	cEO	Weekly	Proof that topsoil has been spread evenly and compacted correctly must be provided by the Contractor/cEO. Proof that the activities were undertaken outside of the start of the dry

Impact Management Actions	Implementation			Monitoring		
	Responsible person	Method of implementation	Timeframe for implementation	Responsible person	Frequency	Evidence of compliance
						season (or motivation as to why this was not possible) must be provided by the Contractor

5.28 Stringing

Impact management outcome: No environmental degradation occurs as a result of stringing.

Impact Management Actions	Implementation			Monitoring		
	Responsible person	Method of implementation	Timeframe for implementation	Responsible person	Frequency	Evidence of compliance
<ul style="list-style-type: none"> Where possible, previously disturbed areas must be used for the siting of winch and tensioner stations. In all other instances, the siting of the winch and tensioner must avoid Access restricted areas and other sensitive areas; 	Contractor in consultation with the ECO	Identify and demarcate areas appropriate for the siting of winch and tensioner stations which does not infringe on access restricted areas or	Pre-construction & Construction	cEO	Weekly	Winch and tensioner stations are located outside of identified sensitive areas

Impact Management Actions	Implementation			Monitoring		
	Responsible person	Method of implementation	Timeframe for implementation	Responsible person	Frequency	Evidence of compliance
		environmentally sensitive areas				
– The winch and tensioner station must be equipped with drip trays in order to contain any fuel, hydraulic fuel or oil spills and leaks;	Contractor	Provide sufficient drip trays	During the Construction Phase	cEO	Weekly	Sufficient drip trays are available for the winch and tensioner stations and no spills occur
– Refuelling of the winch and tensioner stations must be undertaken in accordance with Section 5.17: Hazardous substances;	Contractor	The refuelling of winch and tensioner stations must be undertaken as per the requirements of section 5.17	During the Construction Phase	ECO	Monthly	The refuelling of winch and tensioner stations is undertaken as per the requirements of section 5.17
– In the case of the development of overhead transmission and distribution infrastructure, a one metre "trace-line" may be cut through the vegetation for stringing purposes only and no vehicle access must be cleared along "trace-lines". Vegetation clearing must be undertaken by hand, using chainsaws and handheld implements, with vegetation being cut off at ground level. No tracked or wheeled mechanised equipment must be used;	Contractor	Develop and implement procedures for implementation for vegetation clearing during stringing in line with the specification.	Pre-construction & Construction	ECO and cEO weekly during stringing	Once, prior to the commencement of construction and weekly during stringing	Implementation of the procedures put in place and proof thereof from the Contractor

Impact Management Actions	Implementation			Monitoring		
	Responsible person	Method of implementation	Timeframe for implementation	Responsible person	Frequency	Evidence of compliance
– Alternative methods of stringing which limit impact to the environment must always be considered e.g. by hand or by using a helicopter;	Contractor	Identify and implement the stringing method with the least environmental impact	During the Construction Phase	cEO	Weekly	Implementation of identified method of stringing with the least environmental impact
– Where the stringing operation crosses a public or private road or railway line, the necessary scaffolding/ protection measures must be installed to facilitate access. If, for any reason, such access has to be closed for any period(s) during development, the persons affected must be given reasonable notice, in writing;	Contractor	Identify prior to construction areas where protection measures will be required during stringing. Where access is to be restricted timeous written notice must be provided to the affected parties	Pre-construction & Construction	ECO	Monthly, and as and when required	Proof of implementation of protection measures and proof of written notice to affected parties must be provided by the Contractor
– No services (electrical distribution lines, telephone lines, roads, railways lines, pipelines, fences etc.) must be damaged because of stringing operations. Where disruption to services is unavoidable, persons affected must be given reasonable notice, in writing;	Contractor in consultation with the cEO, DPM and dEO	Avoid the damaging or disturbance of existing services. Where services will be disrupted timeous notice must be provided to the affected parties	During the Construction Phase	ECO	Monthly, and as and when required	No disruption of services occurs. Where disruption occurs proof of written notice to affected parties must be provided by the Contractor

Impact Management Actions	Implementation			Monitoring		
	Responsible person	Method of implementation	Timeframe for implementation	Responsible person	Frequency	Evidence of compliance
- Where stringing operations cross cultivated land, damage to crops is restricted to the minimum required to conduct stringing operations, and reasonable notice (10 workdays minimum), in writing, must be provided to the landowner;	Not Applicable					
- Necessary scaffolding protection measures must be installed to prevent damage to the structures supporting certain high value agricultural areas such as vineyards, orchards, nurseries.	Not Applicable					

5.29 Socio-economic

Impact management outcome: Socio-economic development is enhanced.

Impact Management Actions	Implementation			Monitoring		
	Responsible person	Method of implementation	Timeframe for implementation	Responsible person	Frequency	Evidence of compliance
- Develop and implement communication strategies to facilitate public participation;	dEO / CEO	Identify and implement appropriate strategies for communication with the communities through consideration of	Pre-construction & Construction	ECO	Once, prior to the commencement of construction and monthly during the construction	Communication is undertaken as per the identified strategies and no complaints are submitted regarding communication

Impact Management Actions	Implementation			Monitoring		
	Responsible person	Method of implementation	Timeframe for implementation	Responsible person	Frequency	Evidence of compliance
		the community needs				
- Develop and implement a collaborative and constructive approach to conflict resolution as part of the external stakeholder engagement process;	Contractor	Develop and implement a Grievance Mechanism which considers the community needs and provides procedures for conflict resolution	Pre-construction & Construction	ECO	Once, prior to the commencement of construction and monthly during the construction phase	Conflict resolution is undertaken in line with the requirements of the Grievance Mechanism. No complaints on conflict resolution is submitted by the community
- Sustain continuous communication and liaison with neighbouring owners and residents	Contractor	Develop and implement a Grievance Mechanism that provides procedures for communication / liaison with neighbouring landowners and residents	Pre-construction & Construction	ECO	Once, prior to the commencement of construction and monthly during the construction phase	Communication / liaison with neighbouring landowners and residents are undertaken in line with the requirements of the Grievance Mechanism. No complaints on communication with neighbouring landowners and

Impact Management Actions	Implementation			Monitoring		
	Responsible person	Method of implementation	Timeframe for implementation	Responsible person	Frequency	Evidence of compliance
						residents is submitted
– Create work and training opportunities for local stakeholders; and	Contractor	Develop and implement a “locals first” policy for the provision of employment opportunities	Pre-construction & Construction	ECO	Once, prior to the commencement of construction and monthly during the construction phase	The “locals first” policy is considered in terms of the employment and training opportunities
– Where feasible, no workers, with the exception of security personnel, must be permitted to stay overnight on the site. This would reduce the risk to local farmers.	Contractor	Ensure no workers are permitted to stay over night on the site	Construction	ECO	Throughout construction	No workers remaining on site over night

5.30 Temporary closure of site

Impact management outcome: Minimise the risk of environmental impact during periods of site closure greater than five days.

Impact Management Actions	Implementation			Monitoring		
	Responsible person	Method of implementation	Timeframe for implementation	Responsible person	Frequency	Evidence of compliance
– Bunds must be emptied (where applicable) and need to be undertaken in accordance with the impact management actions included in sections 5.17:	Contractor	Regular emptying of the bunds must be undertaken. This	During the Construction Phase	ECO	Prior to site closure for more than 05 days	Bunds are emptied as per the requirements listed under

Impact Management Actions	Implementation			Monitoring		
	Responsible person	Method of implementation	Timeframe for implementation	Responsible person	Frequency	Evidence of compliance
management of hazardous substances and 5.18 workshop, equipment maintenance and storage;		must be undertaken as per the requirements listed in sections 5.17 and 5.18				sections 5.17 and 5.18
- Hazardous storage areas must be well ventilated;	Contractor	Install appropriate ventilation in all hazardous storage areas	During the construction phase	ECO	Prior to site closure for more than 05 days	Effective ventilation is installed in hazardous storage areas
- Fire extinguishers must be serviced and accessible. Service records to be filed and audited at last service;	Contractor / cEO	Ensure fire extinguishers are serviced, as required and are easily accessible with appropriate signage indicating location. Ensure service records are kept up to date and filed	During the Construction Phase	ECO	Prior to site closure for more than 05 days	Signage placed indicating location of fire extinguishers and service records
- Emergency and contact details must be displayed;	Contractor / cEO	Place emergency and contact details which are readily available and easily accessible	During the Construction Phase	ECO	Prior to site closure for more than 05 days	Photographic proof of contact details on display

Impact Management Actions	Implementation			Monitoring		
	Responsible person	Method of implementation	Timeframe for implementation	Responsible person	Frequency	Evidence of compliance
– Security personnel must be briefed and have the facilities to contact or be contacted by relevant management and emergency personnel;	Contractor in consultation with the ECO	Hold a workshop with all security personnel to provide a brief of the project and security requirements. Provide facilities in order to contact management and emergency personnel	Pre-construction & construction	ECO	Prior to site closure for more than 05 days	Proof of the workshop held must be kept on file by the contractor.
– Night hazards such as reflectors, lighting, traffic signage etc. must have been checked;	Contractor	Regular checks of night hazards must be undertaken	During the Construction Phase	ECO	Prior to site closure for more than 05 days	Proof of checks of night hazards must be provided by the contractor
– Fire hazards identified and the local authority must have been notified of any potential threats e.g. large brush stockpiles, fuels etc.;	cEO / Contractor in consultation with the ECO	Identify any potential fire hazards and notify the relevant local authority	During the Construction Phase	ECO	Prior to site closure for more than 05 days	Proof of notification of the fire hazards to the local authority must be provided by the Contractor
– Structures vulnerable to high winds must be secured;	Contractor	Ensure structures vulnerable to wind are secure prior to site closure	During the Construction Phase	ECO	Prior to site closure for more than 05 days	Structures vulnerable to wind are secured prior to site closure

Impact Management Actions	Implementation			Monitoring		
	Responsible person	Method of implementation	Timeframe for implementation	Responsible person	Frequency	Evidence of compliance
- Wind and dust mitigation must be implemented;	Contractor	Implement wind and dust mitigation prior to site closure	During the Construction Phase	ECO	Prior to site closure for more than 05 days	Wind and dust mitigation is implemented prior to site closure
- Cement and materials stores must have been secured;	Contractor	Ensure cement and material stores are secured prior to site closure	During the Construction Phase	ECO	Prior to site closure for more than 05 days	Cement and material stores are secured prior to site closure
- Toilets must have been emptied and secured;	Contractor	Ensure toilets are emptied and secured prior to site closure	During the Construction Phase	ECO	Prior to site closure for more than 05 days	Toilets are emptied and secured prior to site closure
- Refuse bins must have been emptied and secured;	Contractor	Ensure refuse bins are emptied and secured prior to site closure	During the Construction Phase	ECO	Prior to site closure for more than 05 days	refuse bins are emptied and secured prior to site closure
- Drip trays must have been emptied and secured.	Contractor	Ensure drip trays are emptied and secured prior to site closure	During the Construction Phase	ECO	Prior to site closure for more than 05 days	Drip trays are emptied and secured prior to site closure

5.31 Landscaping and rehabilitation

Impact management outcome: Areas disturbed during the development phase are returned to a state that approximates the original condition.

Impact Management Actions	Implementation			Monitoring		
	Responsible person	Method of implementation	Timeframe for implementation	Responsible person	Frequency	Evidence of compliance
– All areas disturbed by construction activities must be subject to landscaping and rehabilitation; All spoil and waste must be disposed to a registered waste site and certificates of disposal provided;	Contractor	Develop and implement a rehabilitation plan for the rehabilitation of all disturbed areas. Dispose of all spoil and waste at a licensed waste disposal facility	Pre-construction & Rehabilitation	cEO	Weekly	Rehabilitation of the disturbed areas is undertaken as per the rehabilitation plan. All certificates of waste disposal at licensed facilities are available.
– All slopes must be assessed for contouring, and to contour only when the need is identified in accordance with the Conservation of Agricultural Resources Act, No 43 of 1983	Contractor in consultation with the ECO	Assess all slopes and determine whether contouring is required	Rehabilitation	cEO	Weekly	All slopes are assessed and contoured as required
– All slopes must be assessed for terracing, and to terrace only when the need is identified in accordance with the Conservation of Agricultural Resources Act, No 43 of 1983;	Contractor in consultation with the ECO	Assess all slopes and determine whether terracing is required	Rehabilitation	cEO	Weekly	All slopes are assessed and terraced as required

Impact Management Actions	Implementation			Monitoring		
	Responsible person	Method of implementation	Timeframe for implementation	Responsible person	Frequency	Evidence of compliance
– Berms that have been created must have a slope of 1:4 and be replanted with indigenous species and grasses that approximates the original condition;	Contractor	Ensure all berms have a slope of 1:4 and is replanted with indigenous species and grasses	Rehabilitation	cEO	Weekly	All berms have a slope of 1:4 and is replanted with indigenous species and grasses
– Where new access roads have crossed cultivated farmlands, that lands must be rehabilitated by ripping which must be agreed to by the holder of the EA and the landowners;	Not applicable					
– Rehabilitation of tower sites and access roads outside of farmland;	Contractor	Implement appropriate rehabilitation measures	Rehabilitation	cEO	Weekly	Appropriate rehabilitation undertaken at tower sites and along access roads
– Indigenous species must be used for with species and/grasses to where it compliments or approximates the original condition;	Contractor	Make use of indigenous species for rehabilitation	Rehabilitation	cEO	Weekly	Indigenous species are used for rehabilitation
– Stockpiled topsoil must be used for rehabilitation (refer to Section 5.24: Stockpiling and stockpiled areas);	Contractor	Ensure stockpiled topsoil is used as per the requirements listed under section 5.24	Rehabilitation	cEO	Weekly	Stockpiled topsoil is used as per the requirements listed under section 5.24

Impact Management Actions	Implementation			Monitoring		
	Responsible person	Method of implementation	Timeframe for implementation	Responsible person	Frequency	Evidence of compliance
– Stockpiled topsoil must be evenly spread so as to facilitate seeding and minimise loss of soil due to erosion;	Contractor	Ensure that topsoil is spread evenly	Rehabilitation	cEO	Weekly	Topsoil is spread evenly
– Before placing topsoil, all visible weeds from the placement area and from the topsoil must be removed;	Contractor	Remove all visible weeds from placement area and topsoil before spreading the topsoil	Rehabilitation	cEO	Weekly	No weeds are visible in the placement area or the topsoil
– Subsoil must be ripped before topsoil is placed;	Contractor	Undertake the ripping of subsoil prior to the spreading of topsoil	Rehabilitation	cEO	Weekly	Subsoil is ripped before topsoil is placed
– The rehabilitation must be timed so that rehabilitation can take place at the optimal time for vegetation establishment;	Contractor	Plan the timeframe for rehabilitation in order to undertake vegetation planting during the optimal time for vegetation establishment	Rehabilitation	ECO	At the start of rehabilitation to confirm correct timeframe	Rehabilitation is undertaken during the optimal time
– Where impacted through construction related activity, all sloped areas must be stabilised to ensure proper rehabilitation is affected and erosion is controlled;	Contractor	All disturbed slope areas must be stabilised	Rehabilitation	cEO	Weekly	Disturbed slopes are stabilised sufficiently

Impact Management Actions	Implementation			Monitoring		
	Responsible person	Method of implementation	Timeframe for implementation	Responsible person	Frequency	Evidence of compliance
– Sloped areas stabilised using design structures or vegetation as specified in the design to prevent erosion of embankments. The contract design specifications must be adhered to and implemented strictly;	Contractor	Stabilise slopes as per the design specifications	Pre-construction & Rehabilitation	cEO	Weekly	Slopes are stabilised as per the design specifications
– Spoil can be used for backfilling or landscaping as long as it is covered by a minimum of 150 mm of topsoil.	Contractor	Spoil used for landscaping must be applied as per the listed requirements	Rehabilitation	cEO	Weekly	Photographic record of spoil used for landscaping purposes as well as feedback from the contractor
– Where required, re-vegetation including hydro-seeding can be enhanced using a vegetation seed mixture as described below. A mixture of seed can be used provided the mixture is carefully selected to ensure the following: a) Annual and perennial plants are chosen; b) Pioneer species are included; c) Species chosen must be indigenous to the area with the seeds used coming from the area; d) Root systems must have a binding effect on the soil; e) The final product must not cause an ecological imbalance in the area	Contractor in consultation with a suitably qualified specialist	Make use of a suitable vegetation seed mixture should enhancement be required	Rehabilitation	ECO	As and when required	Use of a suitable vegetation seed mixture if required

6 ACCESS TO THE GENERIC EMPr

Once completed and signed, to allow the public access to the generic EMPr, the holder of the EA must make the EMPr available to the public in accordance with the requirements of regulation 26(h) of the EIA Regulations.

» PART B: SECTION 2

7 SITE SPECIFIC INFORMATION AND DECLARATION

7.1 Sub-section 1: contact details and description of the project

7.1.1 Details of the applicant:

Applicant Name	ABO Wind Lichtenburg 3 PV (Pty) Ltd
Contact Person	Robert Wagener
Physical Address	Unit B Mayfair Square Century Way Century City 7441
Postal Address	P.O. Box 51060 Waterfront Cape Town 8002
Telephone	021 276 3620
Fax	073 265 8575
Email Address	Capetown@abo-wind.com

7.1.2 Details and expertise of the EAP:

EAP Name	Jo-Anne Thomas
EAP Qualifications	M.Sc. Botany
Professional Affiliation/Registration	Registered Professional Natural Scientist with the South African Council for Natural Scientific Professions (SACNASP) Registered EAP with the Environmental Assessment Practitioners Association of South Africa (EAPASA)
Physical Address	First Floor, Block 2 5 Woodlands Drive Office Park Cnr Woodlands Drive & Western Service Road Woodmead 2191
Telephone	011 656 3237
Fax	086 684 0547
Cell	082 775 5628
Email Address	joanne@savannahsa.com

7.1.3. Project Details

Project Name: Overhead Power Line associated with the 100MW_{ac} Lichtenburg 3 Photovoltaic Solar Energy Facility and Associated Infrastructure, near Lichtenburg North West Province.

7.1.4 Description of the project:

ABO Wind Lichtenburg 3 PV (Pty) Ltd, a Special Purpose Vehicle (SPV), proposes the development of Lichtenburg 3, a Photovoltaic (PV) facility and associated infrastructure on a site near Lichtenburg, in the North West Province. Lichtenburg 3 comprises a commercial solar energy facility and forms part of a larger cluster (Lichtenburg PV 1, PV 2 and PV 3) and has executed a Private Purchase Agreement with a buyer. Lichtenburg 3 will be designed to have a contracted capacity of up to 100MW_{AC}, and will make use of PVsolar technology.

The project will comprise the following key infrastructure and components:

- » A new up to **132kV overhead powerline** from the Lichtenburg 3 PV facility collector substation complex to the Eskom Watershed Substation.
- » **Cabling** between the project's components, to be laid underground where practical.
- » Temporary laydown areas required during construction.
- » A 300m power line corridor (i.e. 150m on either side of the centreline of the power line) within which a power line servitude will be established.
- » The power line servitude will be up to 36m in width (i.e. up to 18m on either side of the centre line of the power line).
- » Towers required to support the power line will be up to 24m in height and will comprise monopole or lattice structures.

7.1.5 Project location:

Lichtenburg 3 is proposed on the Remaining Extent of Portion 02 of the Farm Zamenkomst No. 04, which is located approximately 10km north of Lichtenburg and 7km south-east of Bakerville. The site falls within Ward 16 of the Ditsobotla Local Municipality (LM), of the Ngaka Modiri Molema District Municipality (DM), in the North West Province on the following affected properties:

- » Remaining Extent of Portion 02 of the Farm Zamenkomst No. 04

7.1.6 Preliminary technical specification of the overhead transmission and distribution

Infrastructure	Footprint, dimensions, and details
Power line capacity	Up to 132kV (single or double-circuit)
Tower height	Up to 24m
Power line servitude width	Up to 36m

It should be noted that Eskom requirements for work in or near Eskom servitudes will be adhered to, and all applicable Eskom standards shall be applied.

7.2 Sub-section 2: Development footprint site map

This sub-section must include a map of the site sensitivity overlaid with the preliminary infrastructure layout. The sensitivity map must be prepared from the national web based environmental screening tool, when available for compulsory use at: <https://screening.environment.gov.za/screeningtool>. The sensitivity map shall identify the nature of each sensitive feature e.g. raptor nest, threatened plant species, archaeological site, etc. Sensitivity maps shall identify features both within the planned working area and any known sensitive features in the surrounding landscape. The overhead transmission and distribution profile shall be illustrated at an appropriate resolution to enable fine scale interrogation. It is recommended that <20 km of overhead transmission and distribution length is illustrated per page in A3 landscape format. Where considered appropriate, photographs of sensitive features in the context of tower positions shall be used.

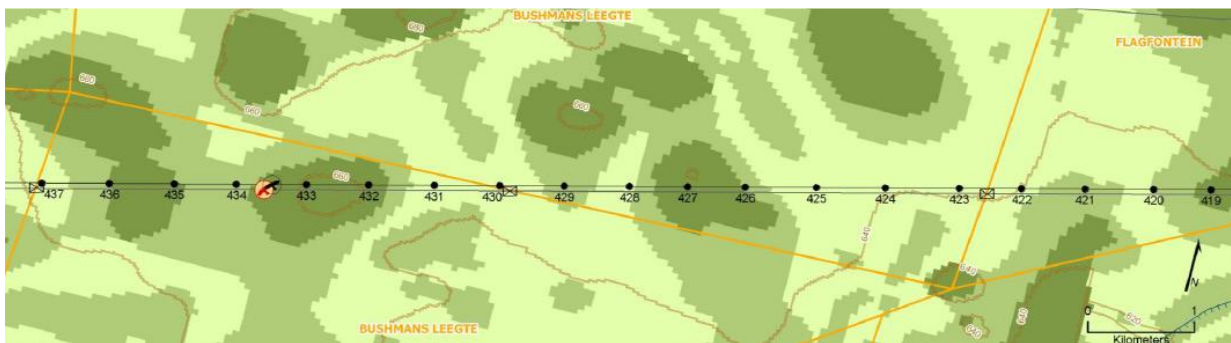


Figure 1: Example of an environmental sensitivity map in the context of a final overhead transmission and distribution profile

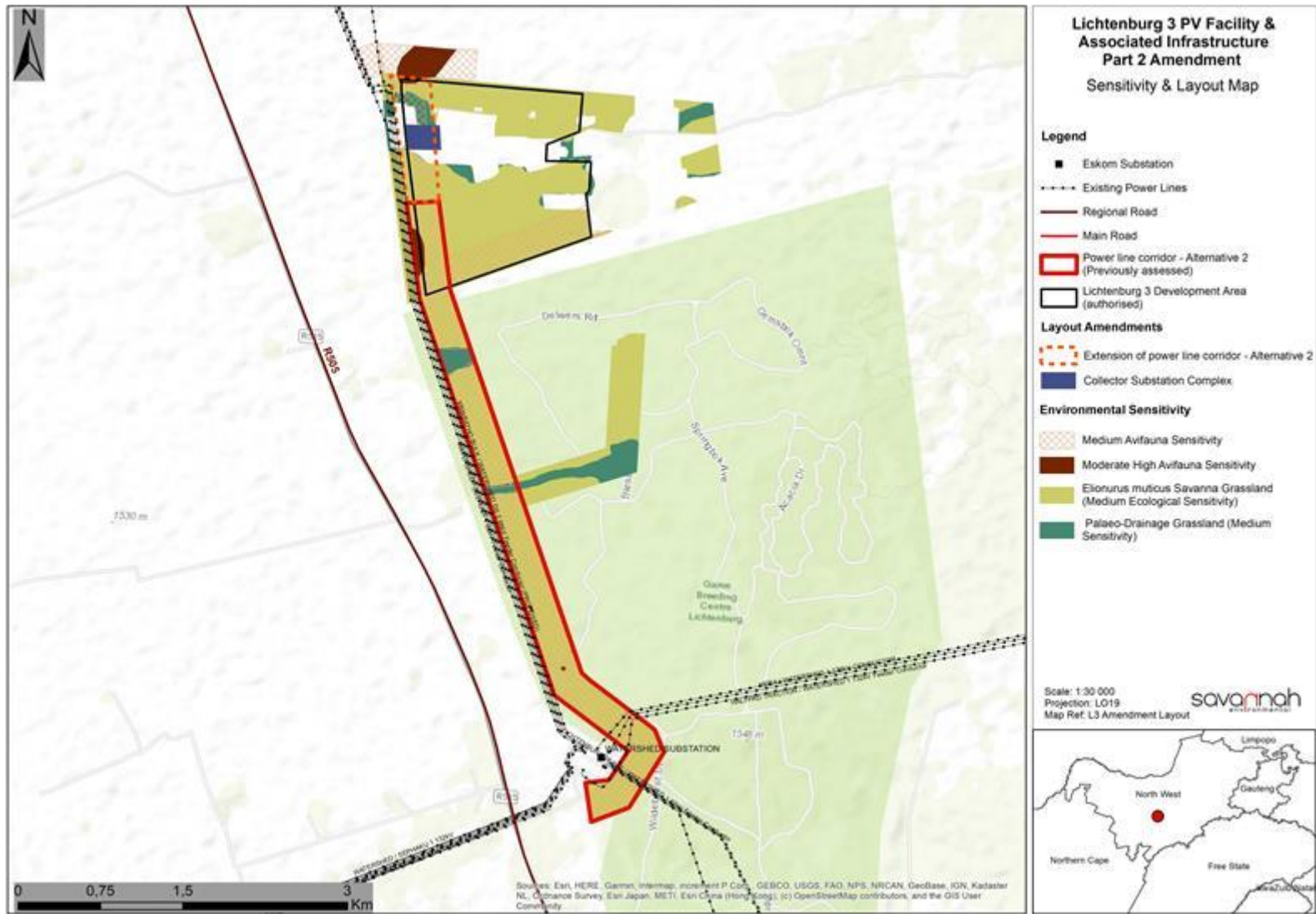


Figure 2: Environmental sensitivity map of the power line corridors.

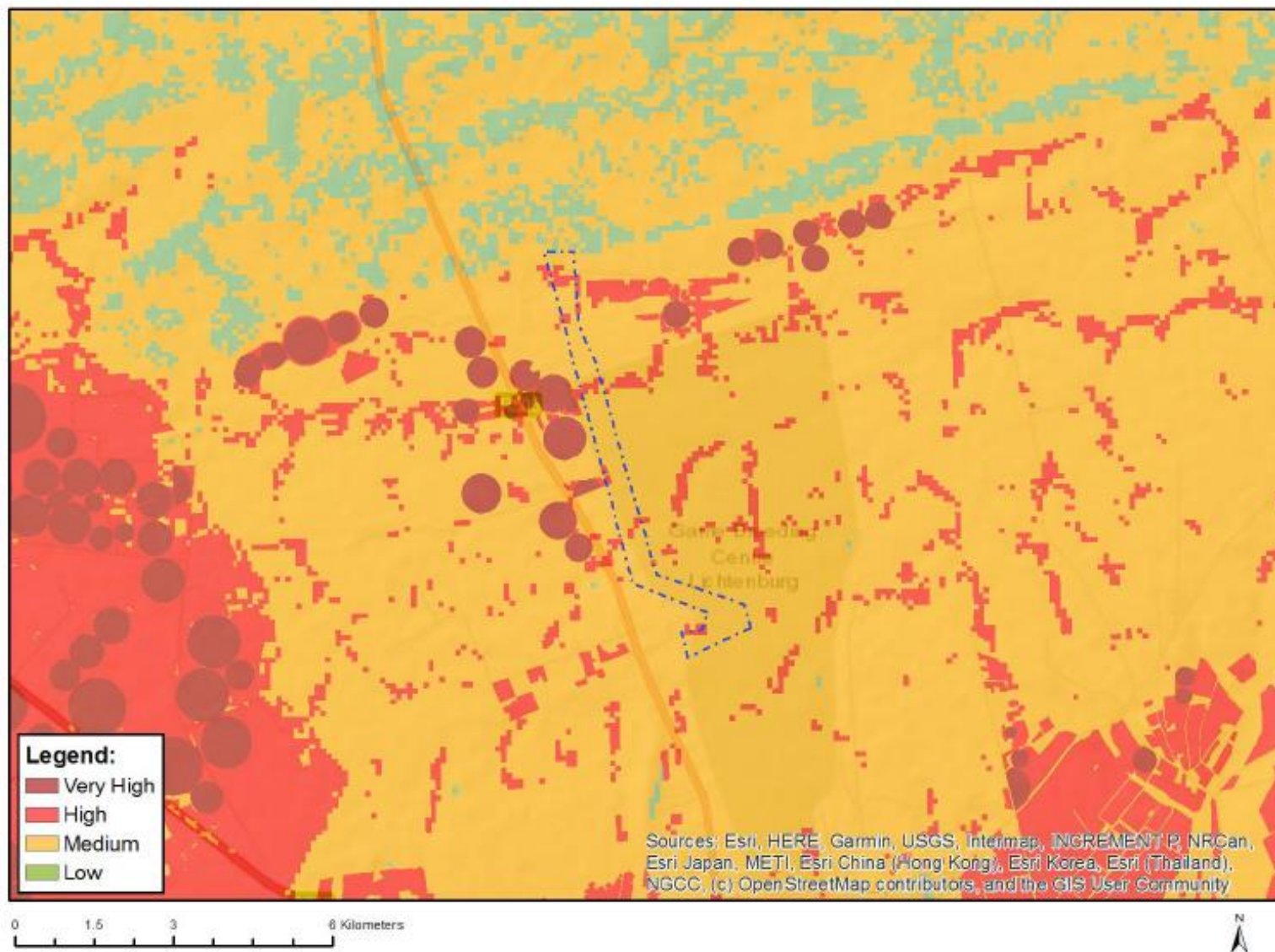


Figure 3: Map of relative agriculture theme sensitivity

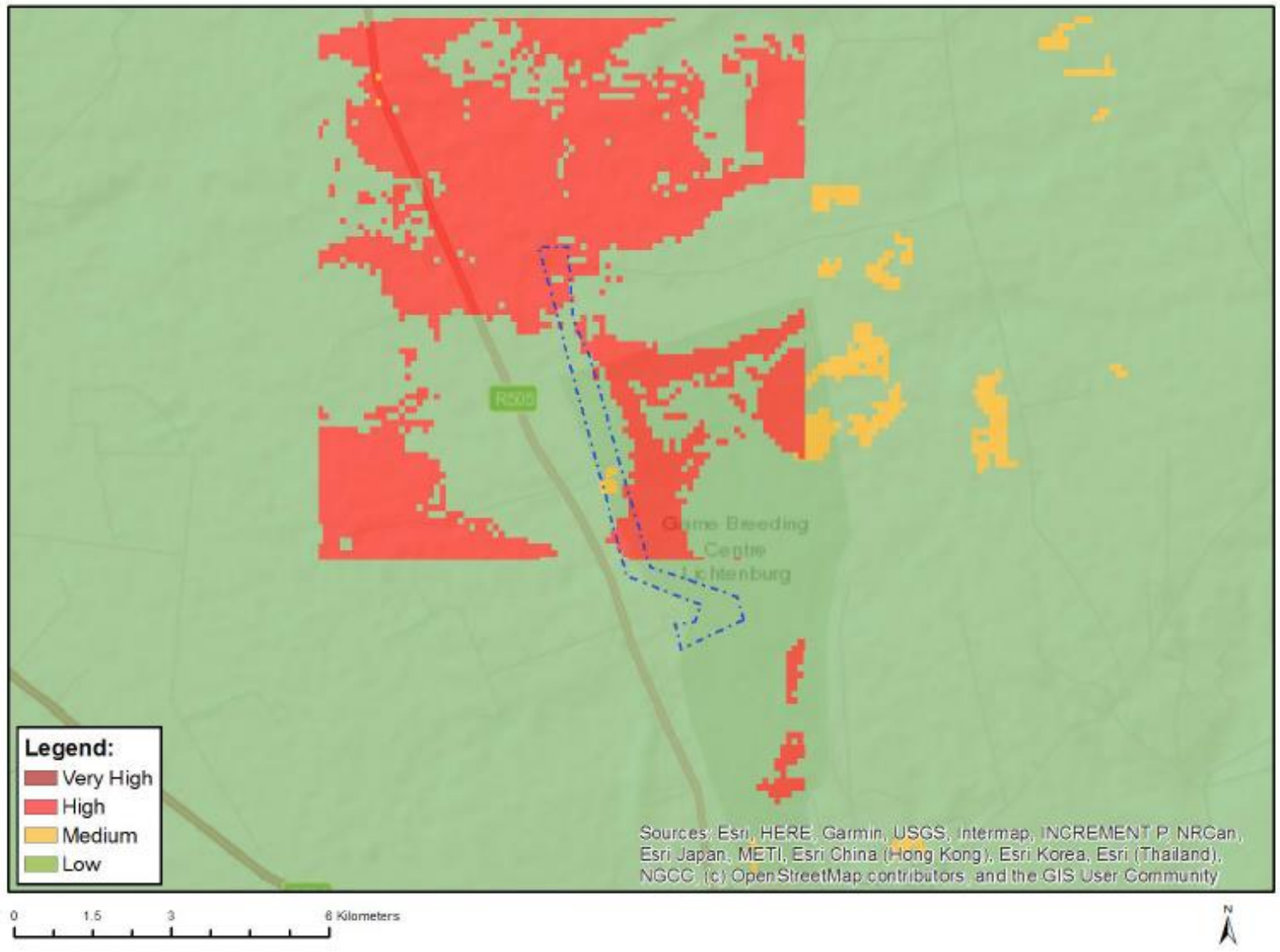


Figure 4: Map of relative animal species theme sensitivity

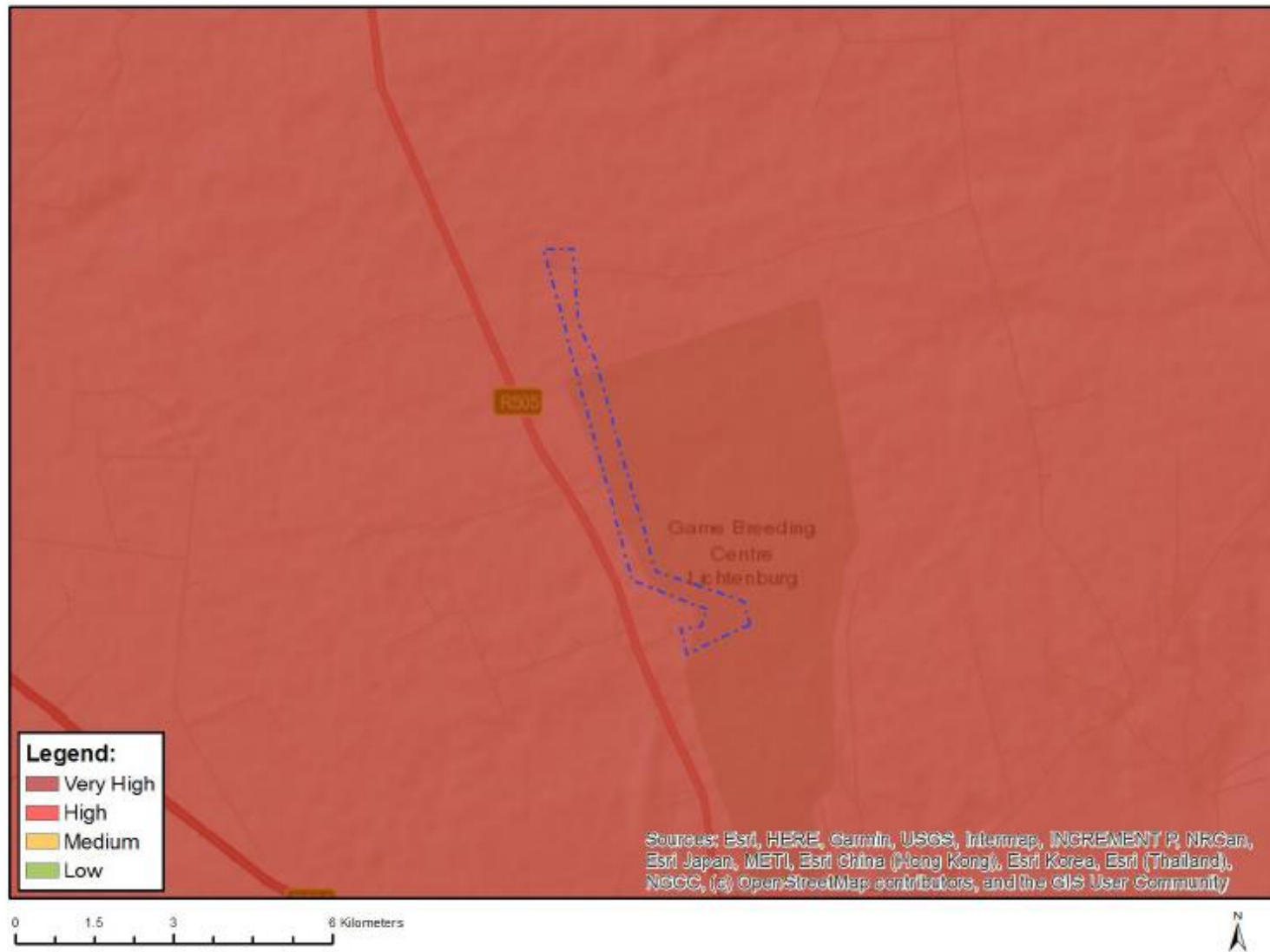


Figure 5: Map of relative aquatic biodiversity theme sensitivity

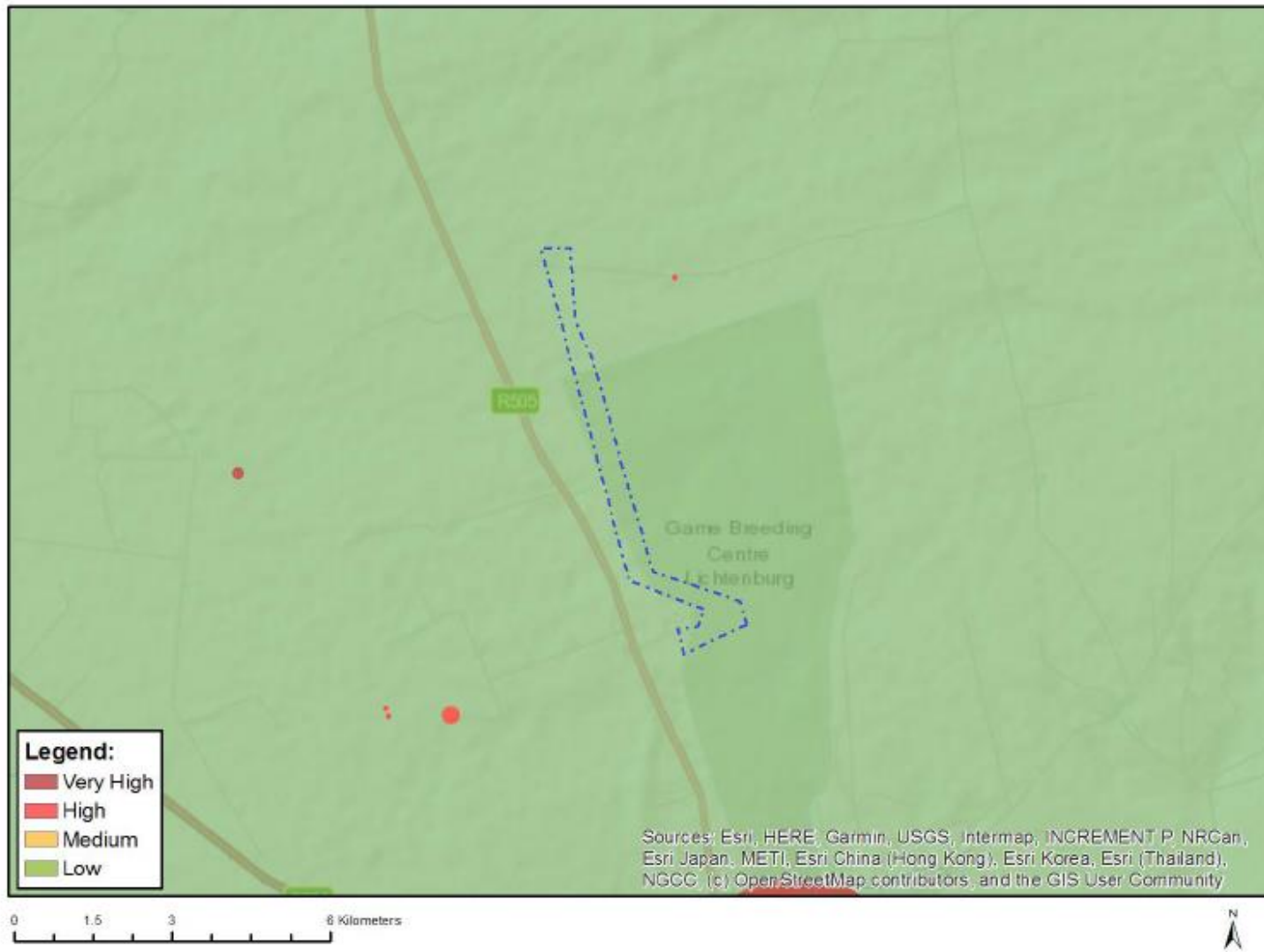


Figure 6: Map of relative archaeological and cultural heritage theme sensitivity

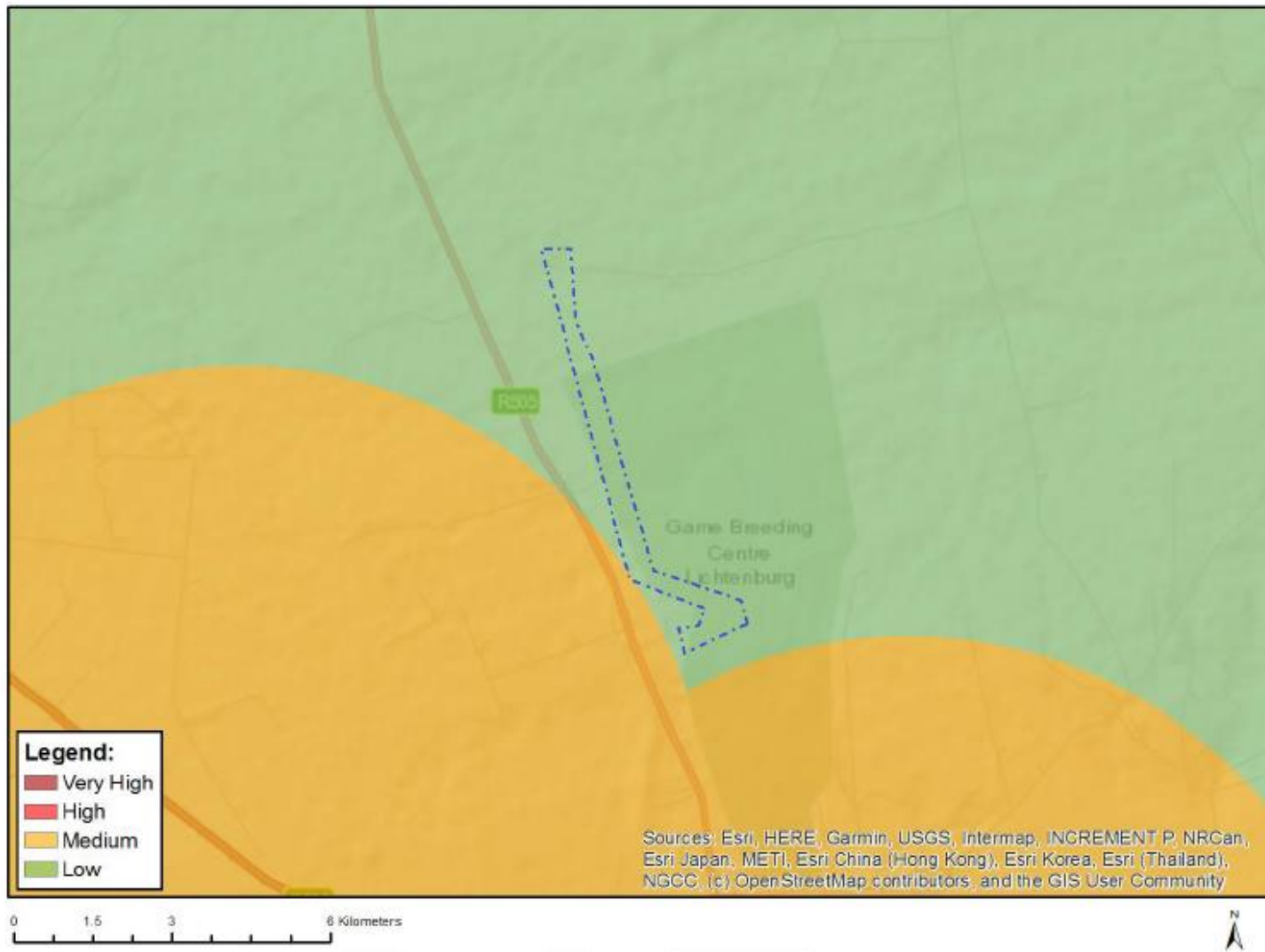


Figure 7: Map of relative civil aviation theme sensitivity



Figure 8: Map of relative defence theme sensitivity

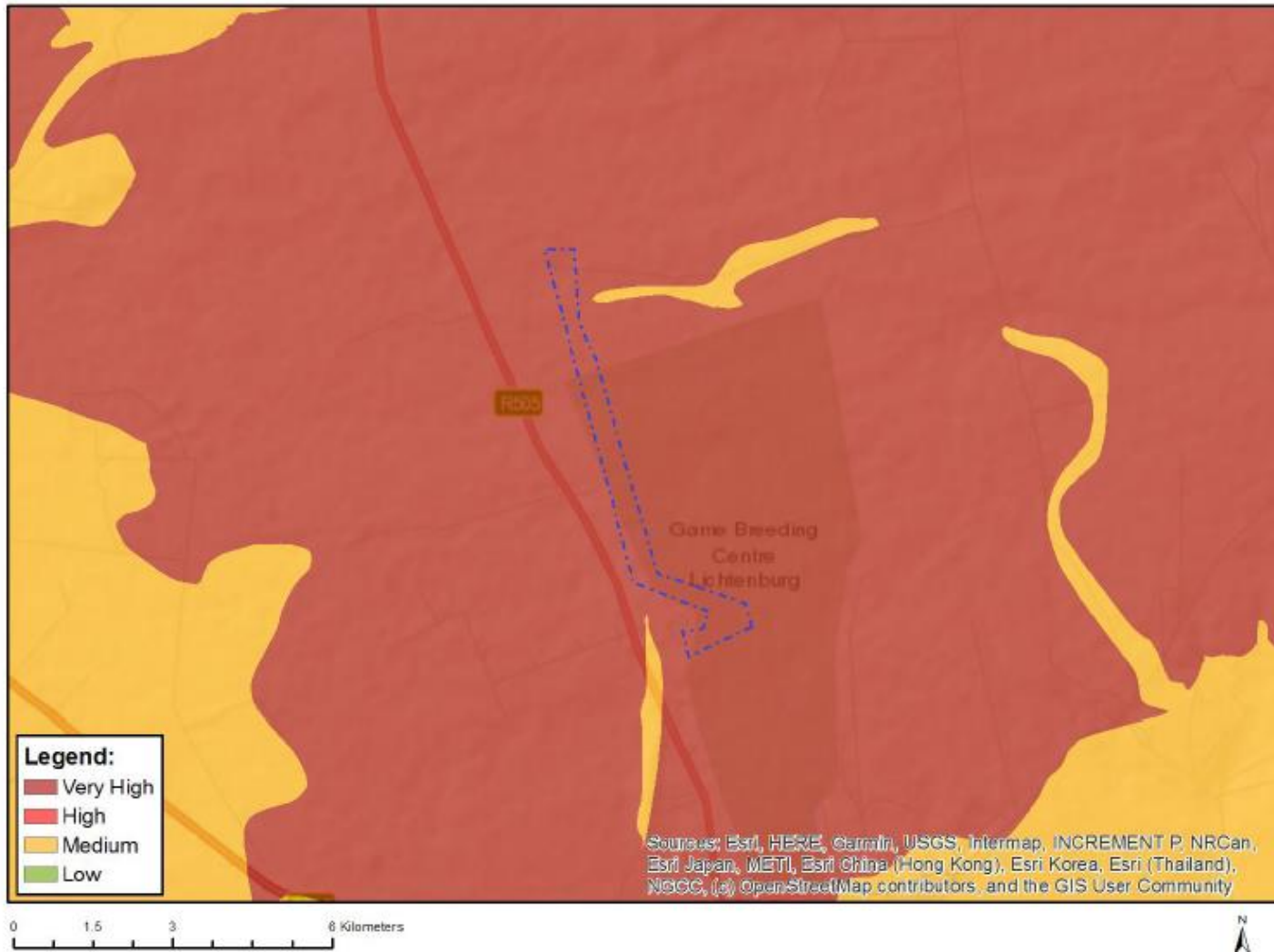


Figure 9: Map of relative palaeontology theme sensitivity

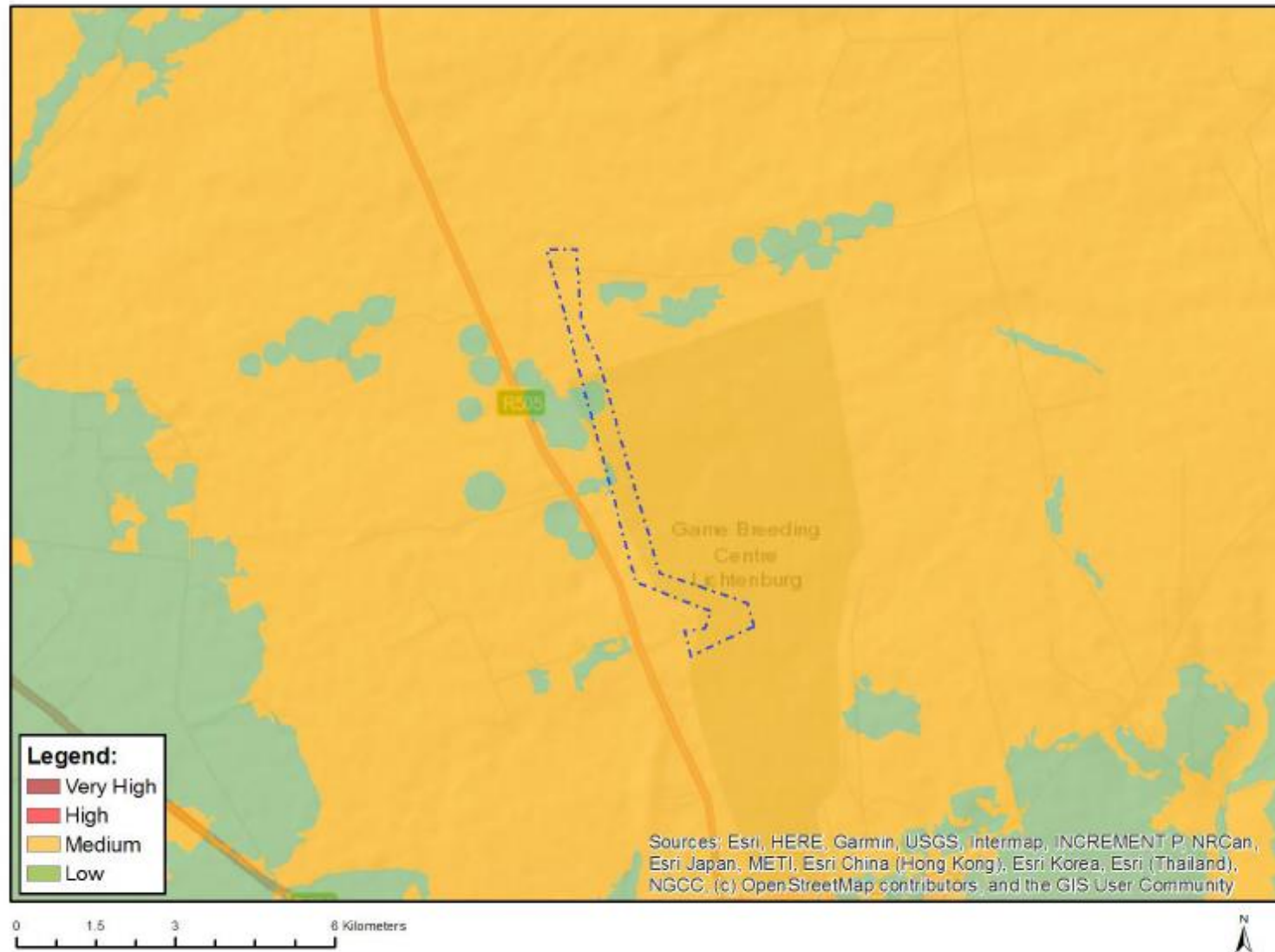


Figure 10: Map of relative plant species theme sensitivity



Figure 11: Map of relative terrestrial biodiversity theme sensitivity

7.3 Sub-section 3: Declaration

The proponent/applicant or holder of the EA affirms that he/she will abide and comply with the prescribed impact management outcomes and impact management actions as stipulated in part B: section 1 of the generic EMPr and have the understanding that the impact management outcomes and impact management actions are legally binding. The proponent/applicant or holder of the EA affirms that he/she will provide written notice to the CA 14 days prior to the date on which the activity will commence of commencement of construction to facilitate compliance inspections.

Robert Wagener

08. August 2022 | 10:19 MESZ

Signature Proponent/Applicant/Holder of EA

Date

This declaration will be signed by the proponent/applicant/holder of the EA once the contractor is appointed and has provided inputs to this Generic EMPr as per the requirements of this template.

7.4 Sub-section 4: amendments to site specific information (Part B; section 2)

Should the EA be transferred to a new holder, Part B: Section 2 must be completed by the new holder and submitted with the application for an amendment of the EA in terms of Regulations 29 or 31 of the EIA Regulations, whichever applies. The information submitted for an amendment to an environmental authorisation will be considered to be incomplete should a signed copy of Part B: Section 2 not be submitted. Once approved, Part B: Section 2 forms part of the EMPr for the development and the EMPr becomes legally binding to the new EA holder.

» PART C

8 SITE SPECIFIC ENVIRONMENTAL ATTRIBUTES

If any specific environmental sensitivities/attributes are present on the site which require more specific impact management outcomes and impact management actions, not included in the pre-approved generic EMPr template, to manage impacts, those impact management outcomes and actions must be included in this section. These specific management controls must be referenced spatially and must include impact management outcomes and impact management actions. The management controls including impact management outcomes and impact management actions must be presented in the format of the pre-approved generic EMPr template. This applies only to additional impact management outcomes and impact management actions that are necessary.

If Part C is applicable to the development as authorised in the EA, it is required to be submitted to the CA together with the BAR or EIAR, for consideration of, and decision on, the application for EA. The information in this section must be prepared by an EAP and the name and expertise of the EAP, including the curriculum vitae are to be included. Once approved, Part C forms part of the EMPr for the site and is legally binding.

This section will **not be required** should the site contain no specific environmental sensitivities or attributes.

» CONSTRUCTION PHASE OUTCOMES AND ACTIONS

7.1. Fauna

Impact management outcome: The displacement of priority species due to disturbance associated with construction of the Lichtenburg 3 PV Overhead Powerline is reduced.

Impact Management Actions	Implementation			Monitoring		
	Responsible person	Method of implementation	Timeframe for implementation	Responsible person	Frequency	Evidence of compliance
– The extent of clearing and disturbance to the natural vegetation must be kept to a minimum so that impact on fauna and their habitats is restricted.	cEO, Contractor	Visual inspection of the construction activities to observe whether they remain within the defined footprint area	Site establishment and Duration of construction phase	ECO	Monthly	No evidence of construction activity outside the immediate footprint of the infrastructure
– All artificial livestock watering points that are to be spanned by overhead powerline corridors be relocated/removed to prevent potential bird collisions (e.g. when birds congregate at the watering holes in an attempt to drink/ingest water or when birds of prey are hunting prey attracted to the water resource).	Contractor	Demarcate sensitive areas to restrict access to these areas	Site establishment	ECO	Monthly	Sensitive areas appropriately demarcated and fenced off for the duration of the construction phase
– Any fauna directly threatened by the construction activities must be removed to a safe location by a suitably qualified person.	Contractor	Ensure that noise limits do not exceed acceptable limits and identify and	Suitably qualified person	ECO	Monthly	Dust and noise control measures evident during audit. No noise or dust related

Impact Management Actions	Implementation			Monitoring		
	Responsible person	Method of implementation	Timeframe for implementation	Responsible person	Frequency	Evidence of compliance
		implement suitable dust control measures				complaints received
– The collection, hunting or harvesting of any plants or animals at the site must be strictly forbidden. Personnel must not be allowed to wander off of the demarcated construction site.	Contractor, cEO	Visual inspection of the construction activities and if the use of existing access roads over the construction of new roads is favoured	Duration of construction phase	ECO	Monthly	No evidence of several new access roads on site
– The intentional harming or killing of animals will be prohibited through on-site supervision and worksite rules.	Contractor, cEO	Visual inspections and Supervision of all clearing and earthworks.	Duration of construction phase	ECO	Monthly	Recording faunal fatalities to monitor success of relocation efforts.
– Implement a faunal removal plan/ rescue plan with designated/ trained personnel and contact numbers.	Contractor, cEO		Duration of construction phase	ECO	Monthly	Recording faunal fatalities to monitor success of relocation efforts.
– All cable trenches, excavations, etc., through sensitive areas should be excavated carefully in	Contractor, cEO	Supervision of all clearing and earthworks.	Duration of construction phase	ECO	Monthly	No evidence of construction

Impact Management Actions	Implementation			Monitoring		
	Responsible person	Method of implementation	Timeframe for implementation	Responsible person	Frequency	Evidence of compliance
<p>order to minimise damage to surrounding areas and biodiversity.</p> <ul style="list-style-type: none"> » The trenches must be checked on a daily basis for the presence of trapped animals. » Any animals found must be removed by a suitably qualified person in a safe manner, unharmed, and placed in an area where the animal will be comfortable. » All mammal, large reptiles and avifauna species found injured during construction must be taken to a suitably qualified veterinarian or rehabilitation centre to either be euthanized in a humane manner or cared for until it can be released again. 						activities within buffer zone.

Impact management outcome: Reduced mortality and displacement of priority avifauna.

Impact Management Actions	Implementation			Monitoring		
	Responsible person	Method of implementation	Timeframe for implementation	Responsible person	Frequency	Evidence of compliance
<ul style="list-style-type: none"> - Vegetation clearance should be limited to what is necessary. 	Contractor	Visual inspection of development footprint to determine if unnecessary clearing of vegetation is being undertaken	Duration of the construction phase	ECO	Daily – Weekly	No evidence of unnecessary vegetation clearance

Impact Management Actions	Implementation			Monitoring		
	Responsible person	Method of implementation	Timeframe for implementation	Responsible person	Frequency	Evidence of compliance
– The mitigation measures proposed by the vegetation specialist must be strictly enforced.	cEO	Regular audits to oversee implementation of the mitigation measures proposed by the vegetation specialist	Duration of construction phase	ECO	Monthly	Implementation of the mitigation measures proposed by the vegetation specialist evident during audit.

7.2. Ecology

Impact management outcome: Direct loss of vegetation, including listed and protected species is reduced.

Impact Management Actions	Implementation			Monitoring		
	Responsible person	Method of implementation	Timeframe for implementation	Responsible person	Frequency	Evidence of compliance
– Land clearance must only be undertaken immediately prior to construction activities and unnecessary land clearance must be avoided.	dEO, Specialist	Visual inspection of the layout with walk-through report produced	Prior to construction	ECO	Once prior to commencement of construction	No evidence of vegetation clearing only prior to walk-through survey
– The extent of clearing and disturbance to the natural vegetation must be kept to a minimum so that impact on flora is restricted.	Relevant specialist in consultation with the Contractor	Vegetation clearing only after walk-through survey	Pre-construction & Construction	ECO	Weekly, and as and when required	No evidence of unnecessary vegetation clearing.

Impact Management Actions	Implementation			Monitoring		
	Responsible person	Method of implementation	Timeframe for implementation	Responsible person	Frequency	Evidence of compliance
– Areas to be cleared must be clearly marked on-site to eliminate the potential for unnecessary clearing. No vegetation removal must be allowed outside the designated project development footprint.	Contractor	Vegetation clearing only after walk-through survey	Prior to construction	ECO	Weekly, and as and when required	No evidence of unnecessary vegetation clearing.
– Mitigation measures must be implemented to reduce the risk of erosion and the invasion of alien species.	cEO	Requirement for induction of all staff prior to entry, as well as the development and application of an induction programme	Duration of construction phase	ECO	Monthly	On-going monitoring of area by EO during construction.
– No-Go areas are to be demarcated with tape and warning signs prohibiting access erected. Plant and vehicle operators must be instructed by the EO on where these No-Go sites are.	cEO	EO to supervise vegetation clearing within sensitive areas.	Duration of construction	ECO	As and when required	No evidence of unnecessary vegetation clearing within sensitive areas.
– Vegetation clearing to be kept to a minimum. No unnecessary vegetation to be cleared.	cEO	Visual inspection of vegetation clearing within the development footprint	Duration of construction phase	ECO	Weekly	No evidence of unnecessary vegetation clearing.
– All construction vehicles should adhere to clearly defined and demarcated roads. No off-road driving to be allowed outside of the construction area.	Contractor, cEO	Access roads clearly demarcated Staff informed regarding	During the construction phase	ECO	Monthly	No evidence of off-road driving

Impact Management Actions	Implementation			Monitoring		
	Responsible person	Method of implementation	Timeframe for implementation	Responsible person	Frequency	Evidence of compliance
		access roads to be used				
<ul style="list-style-type: none"> Temporary laydown areas should be located within previously transformed areas or areas that have been identified as being of low sensitivity. 	cEO, Specialist, Contractor	Laydown areas to be defined during planning of construction activities	Duration of construction phase	ECO	Weekly	Laydown areas located within previously transformed areas or areas of low sensitivity
<ul style="list-style-type: none"> All personnel should undergo environmental induction with regards to fauna and, in particular, awareness about not harming or collecting species such as snakes, tortoises and owls, which are often persecuted out of superstition. 	cEO	Requirement for induction of all staff prior to entry, as well as the development and application of an induction programme	Duration of construction phase	ECO	Monthly	Induction roster of all staff completed, maintained and available on site, induction programme material observed and on file on site during audits
<ul style="list-style-type: none"> All hazardous materials should be stored in the appropriate manner to prevent contamination of the environment. Any accidental chemical, fuel and oil spills that occur during construction should be cleaned up in the appropriate manner as related to the nature of the spill. 	Contractor	Suitable bunding and containment, demarcation and access control measures implemented for hazardous materials at onsite stores. Spill prevention and response	Duration of the project	ECO	Monthly	Effective bunding and containment of hazardous materials as evidenced on site, along with suitable access control and demarcation provided at hazardous materials stores. Written log of spills and clean up actions

Impact Management Actions	Implementation			Monitoring		
	Responsible person	Method of implementation	Timeframe for implementation	Responsible person	Frequency	Evidence of compliance
		plan developed and spill kits made available, as well as all staff inducted with spill response procedure and a log of inductions kept on file. Written record of spills and clean up actions kept on site				implemented observed and kept on file at site
- Disturbance on the site should be kept to a minimum during operation and maintenance activities.	Contractor	Visual inspection of disturbance activities on site	Duration of the construction phase	ECO	Weekly	No evidence of unnecessary disturbances

7.3. Wetland

Impact management outcome: Minimise impacts on freshwater resources.

Impact Management Actions	Implementation			Monitoring		
	Responsible person	Method of implementation	Timeframe for implementation	Responsible person	Frequency	Evidence of compliance
– Regular monitoring of the site (minimum of twice annually) to identify possible areas of erosion is recommended, particularly after large summer thunder storms have been experienced.	Developer Design contractor	Visual inspection of disturbance on site	Design	dEO	Prior to construction	Design responds to mitigation measures recommended in specialist studies
– All mitigation measures pertaining to erosion must be strictly adhered to and promptly executed, which include regular monitoring.	Developer Design contractor	Visual inspection of disturbance on site	Design	dEO	Monthly	Design responds to mitigation measures recommended in specialist studies
– Due to the low gradient of most of the project site any accidental spill or leakage of hazardous or harmful substances can be effectively contained around the source of the spillage and in the case of such an accidental spillage prompt and effective action must be undertaken in order to prevent the spillage from spreading and to successfully rehabilitate the contaminated area.	Developer Design contractor	Visual inspection of accidental spill or leakage of hazardous or harmful substances	Design	dEO	As and when required	Design responds to mitigation measures recommended in specialist studies
– Use as far as possible the existing roads.	Developer Design contractor Contractor	Design OHL to ensure use of existing roads as far as possible	Design	dEO	Prior to construction	Design responds to mitigation measures recommended in specialist studies

Impact Management Actions	Implementation			Monitoring		
	Responsible person	Method of implementation	Timeframe for implementation	Responsible person	Frequency	Evidence of compliance
<ul style="list-style-type: none"> Where watercourse crossings are required, the engineering team must provide an effective means to minimise the potential upstream and downstream effects of sedimentation and erosion (erosion protection) as well minimise the loss of riparian vegetation (small footprint). 	Developer Design contractor	Design watercourse crossings to provide an effective means to minimise the potential upstream and downstream effects of sedimentation and erosion (erosion protection) as well minimise the loss of riparian vegetation (small footprint).	Design	dEO	Prior to construction	Design responds to mitigation measures recommended in specialist studies
<ul style="list-style-type: none"> No vehicles must refuel within watercourses/ riparian vegetation. 	Contractor	Implement designated refuelling areas outside of watercourses/ riparian vegetation	Duration of construction	ECO	Duration of construction	Designated refuelling areas located outside of watercourses/ riparian vegetation
<ul style="list-style-type: none"> With micro adjustments of the pylon positions, it is possible to place pylons outside of any riparian zones. 	Developer Design contractor	Design OHL to ensure no pylons are placed within watercourses	Design	dEO	Prior to construction	Design responds to mitigation measures recommended in specialist studies
<ul style="list-style-type: none"> Implement appropriate measures to ensure strict management of potential sources of pollutants (e.g. litter hydrocarbons from vehicles and machinery, cement during construction, etc.) 	Contractor	Ensure that storage areas are impermeable and are sufficiently bunded, and have	During the Construction Phase	ECO	Throughout construction	Photographic proof that storage areas are impermeable,

Impact Management Actions	Implementation			Monitoring		
	Responsible person	Method of implementation	Timeframe for implementation	Responsible person	Frequency	Evidence of compliance
		sumps and roofing and that appropriate waste management practices are implemented				and have bunds, sumps and roofing Appropriate waste management practices implemented
– Implement appropriate measures to ensure the containment of all contaminated water through careful run-off management on the development site.	Contractor	Implement measures for the control and management of runoff	During the construction phase	ECO	Weekly	No mismanagement of runoff or contaminated water due to the construction activities
– Implement appropriate measures to ensure strict control over the behaviour of construction workers.	cEO and Contractor in consultation with the ECO	Compile a Code of Conduct for staff. Appropriate operating hours must be identified for the project.	Pre-construction and Construction	ECO	Once, prior to the commencement of construction	No complaints registered in this regard.
– Working protocols incorporating pollution control measures (including approved method statements by the Contractor) should be clearly set out in the Construction Environmental Management Plan (CEMP) for the project and strictly enforced.	Contractor	Implement a working checklist	Prior to construction and during construction	ECO	Monthly	CEMP plan developed and implemented for the duration of the construction phase Evidence of minimal to no

Impact Management Actions	Implementation			Monitoring		
	Responsible person	Method of implementation	Timeframe for implementation	Responsible person	Frequency	Evidence of compliance
						Pollution observed
<ul style="list-style-type: none"> Appropriate ablution facilities should be provided for construction workers during construction of the power line. 	Contractor	Mobile chemical toilets must be placed appropriately and in areas that avoid environmental sensitivities. These should be regularly serviced and maintained	During the Construction Phase	cEO ECO	Weekly	Mobile toilets are installed and avoid environmental sensitivities and are regularly serviced and maintained
<ul style="list-style-type: none"> Use existing service roads as far as possible when crossing any watercourses. 	Developer Contractor	Existing access routes to be used must be considered in the facility design. Contractors must ensure that existing roads are used as far as possible and the development of new roads must be avoided as far as possible	Construction	cEO ECO	Weekly	Implementation of the approved layout
<ul style="list-style-type: none"> Any erosion observed to be associated with the project infrastructure should be rectified as soon as possible and monitored thereafter to ensure that they do not re-occur. 	Contractor, cEO	Develop and implement erosion control	Prior to construction and during the	ECO	Monthly	Erosion management plan developed and

Impact Management Actions	Implementation			Monitoring		
	Responsible person	Method of implementation	Timeframe for implementation	Responsible person	Frequency	Evidence of compliance
		management plan to prevent erosion	construction phase			implemented for the duration of the construction phase Evidence of minimal to no erosion observed
– All bare areas, as a result of the development, should be revegetated with locally occurring species, to bind the soil and limit erosion potential.	Contractor cEO	Rehabilitation undertaken using locally occurring species, to bind the soil and limit erosion potential	Duration of construction Rehabilitation	ECO	Duration of construction Rehabilitation	Rehabilitation undertaken using locally occurring species, to bind the soil and limit erosion potential
– Silt traps should be used where there is a danger of topsoil or material stockpiles eroding and entering streams and other sensitive areas.	Contractor	Silt traps used for sedimentation control	Duration of construction	ECO	Duration of construction	Silt traps used for sedimentation control
– Topsoil should be removed and stored separately and should be re-applied where appropriate as soon as possible, to encourage and facilitate the rapid regeneration of the natural vegetation on cleared areas.	Contractor	Procedures in place for the appropriate removal and management of topsoil	Duration of construction	ECO	Duration of construction	Topsoil removed and management using appropriate measures
– Where practical, phased development and vegetation clearing should be applied so that cleared areas are not left un-vegetated and vulnerable to erosion for extended periods.	Contractor	Plan to phase development and vegetation clearing where practical	Duration of construction	ECO	Duration of construction	Development and vegetation clearing phased where practical

Impact Management Actions	Implementation			Monitoring		
	Responsible person	Method of implementation	Timeframe for implementation	Responsible person	Frequency	Evidence of compliance
– Construction of gabions and other stabilisation features to prevent erosion if deemed necessary.	Contractor	Silt traps used for sedimentation control	Duration of construction	ECO	Duration of construction	Silt traps used for sedimentation control
– There should be reduced activity at the site after large rainfall events when the soils are wet. No driving off of hardened roads should occur immediately following large rainfall events until soils have dried out and the risk of bogging down has decreased.	Contractor	Appropriate protocols in place for construction during and after rainfall events	Duration of construction	ECO	Duration of construction	Appropriate protocols in place for construction during and after rainfall events
– Keep a spill kit on site to deal with any hydrocarbon leaks. If there is any accidental release of a hazardous substance, it must be reported to the relevant authorities in terms of section 30 of the NEMA, 1998.	Contractor, cEO	Provide spill kits on site and provide training on the use of spill kits to the relevant employees Ensure appropriate regular maintenance of spill kits	During the construction phase	ECO	Monthly	Appropriately maintained Spills kits observed on site

7.4. Heritage

Impact management outcome: Minimal to no impacts on buried archaeological and palaeontological resources.

Impact Management Actions	Implementation			Monitoring		
	Responsible person	Method of implementation	Timeframe for implementation	Responsible person	Frequency	Evidence of compliance
<ul style="list-style-type: none"> Areas required to be cleared during construction must be clearly marked in the field to avoid unnecessary disturbance of adjacent areas. 	Developer Design contractor	Design OHL to ensure no pylons are placed within watercourses and that no impact on GK132 occurs	Design	dEO	Prior to construction	Design responds to mitigation measures recommended in specialist studies
<ul style="list-style-type: none"> One burial ground (Site 138628) is located in close proximity to the proposed L3 OHL Grid Corridor 2 and as such, a 100m no development buffer is recommended around this site. 	Developer Design contractor Specialist (if required)	Design OHL to ensure no pylons are placed within the 100m buffer of the burial ground	Design	dEO	Prior to construction	Design responds to mitigation measures recommended in specialist studies
<ul style="list-style-type: none"> A chance find procedure must be developed and implemented in the event that archaeological or palaeontological resources are found. In the case where the proposed development activities bring these materials to the surface, work must cease and SAHRA must be contacted immediately. 	Contractor, cEO,	Chance Finds Procedure developed and training in this regard provided	Duration of Construction Phase	ECO, cEO	Ongoing (cEO), Monthly (ECO)	Chance Finds Procedure in place & records of training available
<ul style="list-style-type: none"> Contractors must be informed before construction starts on the possible types of heritage sites and cultural material they may encounter and the procedures to follow if they find sites. All staff should also be familiarised with procedures for dealing with heritage objects/sites. 	Contractor, cEO, Specialist (if required)	If any evidence of unrecorded archaeological resources or possible burials is observed during the course of construction activities, all work	Duration of Construction Phase	ECO, cEO	Ongoing (cEO), Monthly (ECO)	Evidence of communication with SAHRA where any evidence of unrecorded archaeological resources or possible burials is found

Impact Management Actions	Implementation			Monitoring		
	Responsible person	Method of implementation	Timeframe for implementation	Responsible person	Frequency	Evidence of compliance
		must cease immediately within the vicinity of the find and the find be reported to the SAHRA.				
– Familiarise all staff and contractors with procedures for dealing with heritage objects/sites.	Contractor, cEO, Specialist (if required)	Training must be provided to all staff and contractors on procedures for dealing with heritage objects/sites.	Duration of Construction Phase	ECO, cEO	Once off prior to construction	Appropriate protocols in place for
– Project employees and any contract staff must maintain, at all times, a high level of awareness of the possibility of discovering heritage sites.	Contractor, cEO, Specialist (if required)	Training must be provided to all staff and contractors on procedures for dealing with heritage objects/sites.	Duration of Construction Phase	ECO, cEO	Once off prior to construction	Appropriate protocols in place for
– In the event that fossils resources are discovered during excavations, immediately stop excavation in the vicinity of the potential material. Mark (flag) the position and also spoil that may contain fossils. Inform the site foreman and the EO. EO to inform the developer, the developer contacts the standby archaeologist and/or palaeontologist. EO to describe the occurrence and provide images by email.	Contractor, cEO, Specialist (if required)	If any evidence of unrecorded archaeological resources or possible burials is observed during the course of construction activities, all work must cease	Duration of Construction Phase	ECO, cEO	Ongoing monitoring (cEO),	Evidence of communication with SAHRA where any evidence of unrecorded archaeological resources or possible burials is found.

Impact Management Actions	Implementation			Monitoring		
	Responsible person	Method of implementation	Timeframe for implementation	Responsible person	Frequency	Evidence of compliance
		immediately within the vicinity of the find and the find be reported to the SAHRA.				
<ul style="list-style-type: none"> - If any evidence of archaeological sites or remains (e.g. remnants of stone-make structures, indigenous ceramics, bones, stone artefacts, ostrich eggshell fragments, charcoal and ash concentrations), fossils or other categories of heritage resources are found during the proposed development, SAHRA APM Unit (Natasha Higgitt/Phillip Hine 021 462 540) must be alerted. If unmarked human burials are uncovered, the SAHRA Burial Grounds and Graves (BGG) Unit (Thingahangwi Tshivhase/Mimi Seetelo 012 320 8490), must be alerted immediately as per section 35(3) and 36(6) of the NHRA. A professional archaeologist or paleontologist, depending on the nature of the finds, must be contracted as soon as possible to inspect the findings. If the newly discovered heritage resources prove to be of archaeological or paleontological significance, a Phase 2 rescue operation may be required subject to permits issued by SAHRA. 	Contractor, cEO, Specialist (if required)	If any evidence of unrecorded archaeological resources or possible burials is observed during the course of construction activities, all work must cease immediately within the vicinity of the find and the find be reported to the SAHRA.	Duration of Construction Phase	ECO, cEO	Ongoing monitoring (cEO),	Evidence of communication with SAHRA where any evidence of unrecorded archaeological resources or possible burials is found
<ul style="list-style-type: none"> - If concentrations of archeological heritage material and human remains are uncovered during construction, all work must cease immediately and be reported to the South African Heritage Resources Agency (SAHRA) (021 642 4502) so that systematic 	Contractor, cEO, Specialist (if required)	If any evidence of unrecorded archaeological resources or possible burials is observed during	Duration of Construction Phase	ECO, cEO	Ongoing monitoring (cEO),	Evidence of communication with SAHRA where any evidence of unrecorded archaeological

Impact Management Actions	Implementation			Monitoring		
	Responsible person	Method of implementation	Timeframe for implementation	Responsible person	Frequency	Evidence of compliance
and professional investigations / excavation can be undertaken.		the course of construction activities, all work must cease immediately within the vicinity of the find and the find be reported to the SAHRA.				resources or possible burials is found

7.5. Social

Impact management outcome: Enhanced socio-economic development and reduction in potential negative social impacts.

Impact Management Actions	Implementation			Monitoring		
	Responsible person	Method of implementation	Timeframe for implementation	Responsible person	Frequency	Evidence of compliance
– Where reasonable and practical, the proponent should appoint local contractors and implement a 'locals first' policy, especially for semi and low-skilled job categories. However, due to the low skills levels in the area, the majority of skilled posts are likely to be filled by people from outside the area.	Developer	Develop and implement a "locals first" policy for the provision of employment opportunities	Prior to construction	ECO	Once, prior to the commencement of construction and monthly during the construction phase	The "locals first" policy is considered in terms of the employment and training opportunities
– Where feasible, efforts should be made to employ local contactors that are compliant with Broad Based Black Economic Empowerment (BBBEE) criteria.	Developer	Develop and implement a "locals first" policy for the provision of employment	Prior to construction	ECO	Once, prior to the commencement of construction and monthly during the	The "locals first" policy is considered in terms of the employment and

Impact Management Actions	Implementation			Monitoring		
	Responsible person	Method of implementation	Timeframe for implementation	Responsible person	Frequency	Evidence of compliance
		opportunities that states that first preference will be given to contractors that are compliant with BBBEE criteria				gives first preference to contractors that are compliant with BBBEE criteria
– Before the construction phase commences the proponent should meet with representatives from the Local Municipality to establish the existence of a skills database for the area. If such as database exists it should be made available to the contractors appointed for the construction phase.	Developer	Identify and implement appropriate strategies for communication with representatives from the MLM	Prior to construction	ECO	Once, prior to the commencement of construction and monthly during the construction	Communication is undertaken as per the identified strategies and evidence of the meeting with the MLM (meeting minutes) is provided during the audit
– The local authorities, community representatives, and organisations on the interested and affected party database should be informed of the final decision regarding the project and the potential job opportunities for locals and the employment procedures that the proponent intends following for the construction phase of the project.	Developer	Identify and implement appropriate strategies to communicate the availability of job opportunities to interested and affected parties and ensure that all interested and affected parties are aware of the job opportunities	Prior to construction	ECO	Once, prior to the commencement of construction and monthly during the construction	Evidence indicating that interested and affected parties were informed of the job opportunities is provided during the audit

Impact Management Actions	Implementation			Monitoring		
	Responsible person	Method of implementation	Timeframe for implementation	Responsible person	Frequency	Evidence of compliance
		associated with the project				
– Where feasible, training and skills development programmes for locals should be initiated prior to the initiation of the construction phase.	Developer	Develop and implement a "locals first" policy for the provision of employment opportunities	Pre-construction & Construction	ECO	Once, prior to the commencement of construction and monthly during the construction phase	The "locals first" policy is considered in terms of the employment and training opportunities
– The recruitment selection process should seek to promote gender equality and the employment of women wherever possible.	Developer	Develop and implement a "locals first" policy for the provision of employment opportunities and ensure that the policy promotes gender equality and women empowerment	Pre-construction & Construction	ECO	Once, prior to the commencement of construction and monthly during the construction phase	The "locals first" policy, which promotes gender equality and women empowerment is considered in terms of the employment
– The proponent should liaise with the MLM with regards the establishment of a database of local companies, specifically BBBEE companies, which qualify as potential service providers (e.g., construction companies, catering companies, waste collection companies, security companies etc.) prior to the commencement of the tender process for construction contractors. These companies should be notified of the	Developer	Establish communication channels with the MLM	Pre-construction & Construction	ECO	Once, prior to the commencement of construction and monthly during the construction phase	Documentary evidence indicating liaison between the developer and the MLM

Impact Management Actions	Implementation			Monitoring		
	Responsible person	Method of implementation	Timeframe for implementation	Responsible person	Frequency	Evidence of compliance
tender process and invited to bid for project-related work.						
- Where possible, the proponent should make it a requirement for contractors to implement a 'locals first' policy for construction jobs, specifically for semi and low-skilled job categories.	Developer	Develop and implement a "locals first" policy for the provision of employment opportunities	Prior to construction	ECO	Once, prior to the commencement of construction and monthly during the construction phase	The "locals first" policy is considered in terms of the employment and training opportunities
- The proponent and the contractor(s) should develop a code of conduct for the construction phase. The code should identify which types of behaviour and activities are not acceptable. Construction workers in breach of the code should be subject to appropriate disciplinary action and/or dismissed. All dismissals must comply with the South African labour legislation.	cEO and Contractor in consultation with the ECO	Compile a Code of Conduct for staff. Appropriate operating hours must be identified for the project.	Pre-construction and Construction	ECO	Once, prior to the commencement of construction	No complaints registered in this regard.
- The proponent and the contractor should implement an HIV/AIDS awareness programme for all construction workers at the outset of the construction phase.	cEO / Contractor in consultation with the ECO	The effects of sexually transmitted diseases and HIV/AIDS must be covered in the Environmental Awareness Training	Pre-construction & Construction	ECO	Once, prior to the commencement of construction and monthly during construction	Environmental awareness training material requirements checklist
- The contractor should provide transport for workers to and from the site on a daily basis. This will enable the contractor to effectively manage and monitor the movement of construction workers on and off the site.	cEO	Provide daily transport to and from site for employees	During the Construction Phase	ECO	Monthly, and as and when required	Proof of transportation services provided

Impact Management Actions	Implementation			Monitoring		
	Responsible person	Method of implementation	Timeframe for implementation	Responsible person	Frequency	Evidence of compliance
- The contractor must ensure that all construction workers from outside the area are transported back to their place of residence within 2 days for their contract coming to an end.	cEO	Provide transport from site to employees within 2 days of their contract coming to an end	Towards the end of the construction phase	ECO	As and when required, towards the end of the construction phase	Proof of transportation services provided
- No construction workers, with the exception of security personnel, should be permitted to stay over-night on the site.	Contractor	Ensure no workers are permitted to stay over night on the site	Construction	ECO	Throughout construction	No workers remaining on site over night
- The construction area should be fenced off prior to the commencement of the construction phase. The movement of construction workers on the site should be confined to the fenced off area.	Contractor	Ensure that the construction area is fenced off prior to the commencement of construction Observe construction workers to determine whether their movement is confined to the fenced off area	Prior to construction and for the duration of the construction phase	ECO	Weekly	Construction area fenced off No movement of construction workers outside the fenced off area observed during audit
- The proponent should enter into an agreement with the local farmers in the area whereby damages to farm property etc. during the construction phase will be compensated for. The agreement should be signed before the construction phase commences.	DPM Contractor	Develop agreements for compensation for the damage of farm property etc. with the affected landowners. Ensure	Pre-construction	dEO ECO	Once, prior to construction	Availability of approved and signed agreements

Impact Management Actions	Implementation			Monitoring		
	Responsible person	Method of implementation	Timeframe for implementation	Responsible person	Frequency	Evidence of compliance
		that agreements are approved and signed				
– Traffic and activities should be strictly contained within designated areas.	Contractor, cEO	Ensure that traffic and activities are contained within designated areas	During the construction phase	ECO	Weekly	Traffic and activities are contained within designated areas
– Strict traffic speed limits must be enforced on the farm.	cEO / dEO / Contractor	Inform all drivers of speed limits and place appropriate signage along the relevant roads	During the construction and operation phase	ECO Operation and Maintenance team	Monthly	No complaints regarding speeding on site are received
– All farm gates must be closed after passing through.	DSS and Contractor	Ensure farm gates are closed after passing through as required through the implementation of a formalised process	During the construction phase	cEO	Weekly and as and when required	Farm gates are closed after passing through and no complaints from landowners are received.
– Contractors appointed by the proponent should provide daily transport for low and semi-skilled workers to and from the site. This would reduce the potential risk of trespassing on the remainder of the farm and adjacent properties.	cEO	Provide daily transport to and from site for employees	During the construction phase	ECO	Monthly, and as and when required	Proof of transportation services provided during audit
– The proponent should hold contractors liable for compensating farmers and communities in full for any stock losses and/or damage to farm infrastructure that can be linked to construction workers. This should be contained in the Code of Conduct to be signed	DPM Contractor	Develop agreements with the contractors regarding their liability for	Pre-construction	dEO ECO	Once, prior to construction	Availability of approved and signed agreement

Impact Management Actions	Implementation			Monitoring		
	Responsible person	Method of implementation	Timeframe for implementation	Responsible person	Frequency	Evidence of compliance
between the proponent, the contractors' and neighbouring landowners. The agreement should also cover loses and costs associated with fires caused by construction workers or construction related activities (see below).		compensating farmers and communities in full for any stock losses and/or damage to farm infrastructure that can be linked to construction workers. Ensure that agreements are approved and signed				
– The Environmental Management Plan (EMP) must outline procedures for managing and storing waste on site, specifically plastic waste that poses a threat to livestock if ingested.	cEO	Ensure that the EMP contains measures for managing and storing waste on site	Pre-construction and during the construction and operation phase	dEO, ECO, cEO	Once, at the onset of the construction phase, and again on the onset of the operation phase	Measures for managing and storing waste included in the EMP and the implementation thereof observed during audit
– Contractors appointed by the proponent must ensure that all workers are informed at the outset of the construction phase of the conditions contained on the Code of Conduct, specifically consequences of stock theft and trespassing on adjacent farms.	cEO and Contractor in consultation with the ECO	Compile a Code of Conduct for staff. Ensure that the conditions of the Code of Conduct are communicated staff at the outset of construction	Pre-construction	ECO	Once, prior to the commencement of construction	No complaints registered in this regard
– Contractors appointed by the proponent must ensure that construction workers who are found guilty of stealing livestock and/or damaging farm infrastructure	Developer	Compile a Code of Conduct for staff. Ensure that any	During the construction phase	ECO	As and when necessary	No complaints from dismissed staff

Impact Management Actions	Implementation			Monitoring		
	Responsible person	Method of implementation	Timeframe for implementation	Responsible person	Frequency	Evidence of compliance
are dismissed and charged. This should be contained in the Code of Conduct. All dismissals must be in accordance with South African labour legislation.		dismissals are done in accordance with South African labour legislation				Code of Conduct observed during audit
– It is recommended that no construction workers, with the exception of security personnel, should be permitted to stay over-night on the site.	Contractor	Ensure no workers are permitted to stay over night on the site	Construction	ECO	Throughout construction	No workers remaining on site over night
– The proponent should consider the establishment of a Monitoring Forum (MF) to monitor the construction phase and the implementation of the recommended mitigation measures. The MF should be established before the construction phase commences, and should include key stakeholders, including representatives from local communities, local Local Municipality Councillor for Ward 16, farmers and the contractor(s). The MF should also address issues associated with damage to roads and other construction related impacts.	Developer, in consultation with the Monitoring Forum	Establish Monitoring Forum and determine appropriate roles and responsibilities Develop and implement code of conduct for the construction phase	Prior to construction and during the construction phase	ECO	Monthly	MF established. Code of conduct evident during audit
– Ongoing communication with land-owners and road users during construction period.	Contractor	Development and implement a Grievance Mechanism that provides procedures for communication / liaison with neighbouring landowners and residents	Pre-construction & Construction	ECO	Once, prior to the commencement of construction and monthly during the construction phase	Communication / liaison with neighbouring landowners and residents are undertaken in line with the requirements of the Grievance Mechanism. No complaints on communication

Impact Management Actions	Implementation			Monitoring		
	Responsible person	Method of implementation	Timeframe for implementation	Responsible person	Frequency	Evidence of compliance
						with neighbouring landowners and residents is submitted
– Establishment of a Grievance Mechanism that provides local farmers and other road users with an effective and efficient mechanism to address issues related to construction traffic related damage to roads.	Contractor	Development and implement a Grievance Mechanism which considers the community needs and provides procedures for conflict resolution	Pre-construction & Construction	ECO	Once, prior to the commencement of construction and monthly during the construction phase	Conflict resolution is undertaken in line with the requirements of the Grievance Mechanism. No complaints on conflict resolution is submitted by the community
– Implementation of a road maintenance programme throughout the construction phase to ensure that the affected roads maintained in a good condition.	Contractor	Undertake maintenance activities on private roads used for construction as degradation takes place	During the construction phase	cEO / ECO	Weekly	Photographic record of the pre-construction condition and degradation of roads, and records of the implementation and effectiveness of maintenance activities
– Repair of all affected road portions at the end of construction period where required.	Contractor	Undertake maintenance activities on roads used for construction as degradation takes	During the construction phase	cEO / ECO	Weekly	Photographic record of the pre-construction condition and degradation of roads, and records

Impact Management Actions	Implementation			Monitoring		
	Responsible person	Method of implementation	Timeframe for implementation	Responsible person	Frequency	Evidence of compliance
		place, repair roads at end of construction phase.				of the implementation and effectiveness of maintenance activities
– Movement of heavy vehicles associated with the construction phase should be timed to avoid times of the week, such as weekends, when the volume of tourist travelling along the R505 Road may be higher.	Contractor	Ensure that movement of heavy vehicles is managed accordingly	During construction	ECO, dEO	Monthly	No complaints regarding traffic caused by the construction activities received
– Dust suppression measures must be implemented on un-surfaced roads, such as wetting on a regular basis and ensuring that vehicles used to transport sand and building materials are fitted with tarpaulins or covers.	Contractor	Appropriate dust suppressant measures are implemented	During the Construction Phase	cEO	Weekly	Photographic record of measures being implemented and the results thereof
– All vehicles must be roadworthy, and drivers must be qualified and made aware of the potential road safety issues and need for strict speed limits.	cEO / dEO / Contractor	Regular inspection of vehicles Inform all drivers of speed limits and place appropriate signage along the relevant roads	During construction and operations	ECO Operation and Maintenance team	Monthly	No complaints from community members are submitted Vehicle inspection checklists available

7.6. Soils

Impact management outcome: Minimal impacts resulting from the change in land use from livestock to energy generation

Impact Management Actions	Implementation			Monitoring		
	Responsible person	Method of implementation	Timeframe for implementation	Responsible person	Frequency	Evidence of compliance
- To minimise the footprint of construction as much as possible.	Contractor	Ensure that construction activities are restricted to the demarcated footprint	Duration of the construction phase	ECO	Monthly	Construction activities restricted to development area
- Where soil is removed/disturbed, ensure it is stored for rehabilitation, and re-vegetated as soon as possible within any area disturbed by construction.	cEO, Contractor	Ensure appropriate storage and management of stockpiled soil	Duration of construction phase	ECO	Monthly	Topsoil appropriately stored and managed
- Implement and maintain all appropriate soil conservation measures, including contouring, culverts etc. (for road construction), geotextiles and slope stabilisation (for all infrastructure).	cEO, Contractor	Ensure appropriate measures are implemented and maintained	Duration of construction phase	ECO	Monthly	Appropriate measures are implemented and maintained
- Be especially aware of drainage channels and surrounding areas where accelerated erosion could occur.	cEO, Contractor	Ensure that appropriate measures are implemented and maintained in sensitive areas	Duration of construction phase	ECO	Once prior to construction	Appropriate measures implemented and maintained in sensitive areas

7.7. Visual

Impact management outcome: Minimal visual impacts resulting from the proposed Lichtenburg 3 PV Electrical Grid Infrastructure (EGI)

Impact Management Actions	Implementation			Monitoring		
	Responsible person	Method of implementation	Timeframe for implementation	Responsible person	Frequency	Evidence of compliance
- Retain and maintain natural vegetation immediately adjacent to the development footprint/servitude.	Project proponent/ design consultant	Visual inspection of the layout to ensure that vegetation immediately adjacent to the development footprint will not be disturbed Ensure that natural vegetation immediately adjacent to the development footprint/servitude is retained and maintained	Prior to construction and during construction	ECO	Monthly	Onsite evidence that natural vegetation immediately adjacent to the development footprint/servitude is retained and maintained
- Ensure that vegetation is not unnecessarily removed during the construction period;	Contractor	Visual inspection of development footprint to determine if unnecessary clearing of vegetation is being undertaken	Duration of the construction phase	ECO	Daily – Weekly	No evidence of unnecessary vegetation clearance

Impact Management Actions	Implementation			Monitoring		
	Responsible person	Method of implementation	Timeframe for implementation	Responsible person	Frequency	Evidence of compliance
– Reduce the construction phase through careful logistical planning and productive implementation of resources.	Contractor	Develop and implement a construction programme	Duration of the construction phase	ECO	Monthly	Reduced duration of the construction phase. Copy of construction programme provided during audit
– Ensure that rubble, litter, and disused construction materials are appropriately stored (if not removed daily) and then disposed regularly at licensed waste facilities.	Contractor	Disposal of waste at licensed waste disposal facilities must be undertaken as per the waste management plan	Duration of the construction phase	ECO	Monthly	Disposal certificates of disposal at licensed facilities to be provided
– Align power line as far from identified receptors as possible within the identified corridor.	Developer Design contractor	Design OHL to ensure identified receptors are far away from identified corridor.	Design	dEO	Prior to construction	Design responds to mitigation measures recommended in specialist studies

7.8. Traffic

Impact management outcome: Minimal visual impacts resulting from the proposed Lichtebug 3 PV Electrical Grid Infrastructure (EGI)

Impact Management Actions	Implementation			Monitoring		
	Responsible person	Method of implementation	Timeframe for implementation	Responsible person	Frequency	Evidence of compliance
– Stagger component delivery to site.	Contractor	Plan component delivery appropriately	Duration of the construction	ECO	Duration of the construction	Component delivery staggered where practical
– Reduce the construction period.	Contractor	Develop and implement a construction programme	Duration of the construction phase	ECO	Monthly	Reduced duration of the construction phase. Copy of construction programme provided during audit
– The use of mobile batch plants and quarries in close proximity to the site.	Contractor	Plan to use batch plants and quarries in close proximity to the site, where practical	Duration of the construction phase	ECO	Duration of the construction phase	Batch plants and quarries used are in close proximity to the site
– Consider scheduling shift changes to occur outside peak hours to concentrate staff trips in off peak periods	cEO	Develop and implement a shift change schedule outside of peak traffic hours.	Duration of the construction phase	ECO	Duration of the construction phase	Reduced travel time for workers.
– Regular maintenance of gravel roads by the Contractor during the construction phase and by Client/Facility Manager during operation phase.	Contractor	Implement appropriate maintenance on gravel roads affected by	Duration of the construction phase	ECO	Duration of the construction phase	Gravel roads affected by construction appropriately maintained.

Impact Management Actions	Implementation			Monitoring		
	Responsible person	Method of implementation	Timeframe for implementation	Responsible person	Frequency	Evidence of compliance
		construction vehicles				
- Dust Suppression of gravel roads during the construction phase, as required.	Contractor	Appropriate dust suppressant measures are implemented	During the Construction Phase	cEO	Weekly	Photographic record of measures being implemented and the results thereof
- Staff and general trips should occur outside of peak traffic periods.	cEO	Develop and implement a shift change schedule outside of peak traffic hours.	Duration of the construction phase	ECO	Weekly	Reduced travel time for workers.

» OPERATIONAL PHASE OUTCOMES AND ACTIONS

7.9. Avifauna

Impact management outcome: Reduced mortality and displacement of priority avifauna.

Impact Management Actions	Implementation			Monitoring		
	Responsible person	Method of implementation	Timeframe for implementation	Responsible person	Frequency	Evidence of compliance
<ul style="list-style-type: none"> The post-construction monitoring must quantify mortalities (especially vulture mortalities) caused by the power line network. The information must be used to inform the electrical infrastructure mortality incident register. Monitoring must be implemented once a month for at least one year. All searches should be done on foot. A management programme must be compiled to assess the efficacy of applied mitigation measures and consult or change measures to reduce on-going mortalities when detected. Additional mitigation measures must be tested or applied, especially if mortalities include birds of prey and species of conservation concern. 	Operator	Implement an appropriate monitoring programme	Operation	dEO	Duration of operation and maintenance	Monitoring programme in place and mitigation implemented where required
<ul style="list-style-type: none"> Any electrocution and collision events that occur should be recorded, including the species affected and the date. If repeated collisions occur within the same area, then further mitigation and avoidance measures may need to be implemented. 	Operator	Implement an appropriate monitoring programme	Operation	dEO	Duration of operation and maintenance	Monitoring programme in place and mitigation implemented where required
<ul style="list-style-type: none"> Bird nests must be removed when nest-building attempts are noticed. 	Operator	Implement an appropriate monitoring programme	Operation	dEO	Duration of operation and maintenance	Monitoring programme in place and mitigation

Impact Management Actions	Implementation			Monitoring		
	Responsible person	Method of implementation	Timeframe for implementation	Responsible person	Frequency	Evidence of compliance
						implemented where required
– Reduce or minimise the use of outdoor lighting to avoid attracting birds to the lights or to reduce potential disorientation to migrating birds.	Operator	Implement an appropriate monitoring programme	Operation	dEO	Duration of operation and maintenance	Monitoring programme in place and mitigation implemented where required
– Report avifauna mortalities (number locality and species) to the Electrical Energy Mortality Register at the Endangered Wildlife Trust.	Operator	Implement an appropriate monitoring programme	Operation	dEO	Duration of operation and maintenance	Monitoring programme in place and mitigation implemented where required

7.10. Ecology

Impact management outcome: Reduced impacts on flora, fauna and ecological processes.

Impact Management Actions	Implementation			Monitoring		
	Responsible person	Method of implementation	Timeframe for implementation	Responsible person	Frequency	Evidence of compliance
– Any vegetation clearing that needs to take place as part of the maintenance activities must be done in an environmentally friendly manner, including avoiding the use of herbicides and using manual clearing methods wherever possible.	cEO, Specialist, Operator	Develop a search and relocation plan for threatened or dangerous fauna species and	Operation and maintenance	dEO	As and when required	Necessary permits obtained prior to the removal of threatened fauna species, and copies

Impact Management Actions	Implementation			Monitoring		
	Responsible person	Method of implementation	Timeframe for implementation	Responsible person	Frequency	Evidence of compliance
		obtain the relevant permits for the removal of these species				of permits observed during audit.
- Vehicle movements must be restricted to designated access roads.	cEO, Operator	Installation of low-UV type lights.	Operation	Auditor	Annually	Correct lighting fixtures are used.
- Any maintenance activities should avoid listed plant species and strive to keep the footprint as low as possible.	Operator	Suitable bunding and containment, demarcation and access control measures implemented for hazardous materials at onsite stores. Spill prevention and response plan developed and spill kits made available, as well as all staff inducted with spill response procedure and a log of inductions kept on file. Written record of spills and clean up actions kept on site	Duration of the project	dEO	Monthly	Effective bunding and containment of hazardous materials as evidenced on site, along with suitable access control and demarcation provided at hazardous materials stores. Written log of spills and clean up actions implemented observed and kept on file at site

Impact Management Actions	Implementation			Monitoring		
	Responsible person	Method of implementation	Timeframe for implementation	Responsible person	Frequency	Evidence of compliance
- No herbicides should be used and if vegetation clearing needs to take place, this should be done by hand.	Operator, cEO	Install speed signature throughout site, include speed limit into induction and ensure all staff entering site is aware of the requirement to implement speed limits. Institute verbal and written warnings for violations and appropriate fines for repeat contraventions. Written log of fines and warning issued kept on site	Maintenance	dEO	Monthly	Minimal instances of speeding as observed on site during audits and as evidenced in the written log of warnings and fines issued for contraventions
- The collection, hunting or harvesting of any plants or animals at the site should be strictly forbidden.	Operator, cEO	Develop and implement erosion control management plan to prevent erosion	Maintenance	dEO	Monthly	Erosion management plan developed and implemented. Evidence of minimal to no erosion observed during audit

Impact Management Actions	Implementation			Monitoring		
	Responsible person	Method of implementation	Timeframe for implementation	Responsible person	Frequency	Evidence of compliance
- An on-going alien plant monitoring and eradication programme must be implemented, where necessary.	Operator cEO	Monitor site and implement appropriate erosion management measures as required	Operation	dEO	Monthly	Invasive alien plant species appropriately managed
- A botanist and/or ecologist familiar with the vegetation of the area should monitor the rehabilitation success and alien plant removal on an annual basis. The monitoring should be undertaken until the rehabilitation is considered adequate and sufficient.	Operator	Make use of indigenous species for rehabilitation	Rehabilitation	dEO	Annually	Indigenous species are used for rehabilitation

7.11. Wetland

Impact management outcome: Minimise impacts on freshwater resources.

Impact Management Actions	Implementation			Monitoring		
	Responsible person	Method of implementation	Timeframe for implementation	Responsible person	Frequency	Evidence of compliance
- No vehicles must refuel within watercourses/ riparian vegetation.	Operator	Implement designated refuelling areas outside of watercourses/ riparian vegetation	Operation	dEO	Weekly	Designated refuelling areas located outside of watercourses/ riparian vegetation

Impact Management Actions	Implementation			Monitoring		
	Responsible person	Method of implementation	Timeframe for implementation	Responsible person	Frequency	Evidence of compliance
– Implement appropriate measures to ensure strict use and management of all hazardous materials used on site.	Operator	Suitable bunding and containment, demarcation and access control measures implemented for hazardous materials at onsite stores. Spill prevention and response plan developed and spill kits made available, as well as all staff inducted with spill response procedure and a log of inductions kept on file. Written record of spills and clean up actions kept on site	Duration of the project	Auditor	Annually	Effective bunding and containment of hazardous materials as evidenced on site, along with suitable access control and demarcation provided at hazardous materials stores. Written log of spills and clean up actions implemented observed and kept on file at site
– Implement appropriate measures to ensure strict management of potential sources of pollutants (e.g. litter hydrocarbons from vehicles and machinery, cement during construction, etc.).	Operator	Ensure that storage areas are impermeable and are sufficiently bunded, and have sumps and roofing	Operation	dEO	Monthly	Photographic proof that storage areas are impermeable, and have bunds, sumps and roofing

Impact Management Actions	Implementation			Monitoring		
	Responsible person	Method of implementation	Timeframe for implementation	Responsible person	Frequency	Evidence of compliance
		Implement appropriate waste management				Appropriate waste management implemented
– Implement appropriate measures to ensure the containment of all contaminated water through careful run-off management on the development site.	Operator	Implement measures for the control and management of runoff	Operation	dEO	Monthly	No mismanagement of runoff or contaminated water due to the temporary concrete batching plant
– Use existing service roads as far as possible when crossing any watercourses.	Maintenance staff	Existing access routes to be used must be specified	Operation and maintenance	dEO	Weekly	Use of existing access roads
– Any erosion observed to be associated with the project infrastructure should be rectified as soon as possible and monitored thereafter to ensure that they do not re-occur.	Operator, cEO	Develop and implement erosion control management plan to prevent erosion	Operation	dEO	Monthly	Erosion management plan developed and implemented for the duration of the operation phase Evidence of minimal to no erosion observed

7.12. Social

Impact management outcome: Enhanced socio-economic development and reduction in potential negative social impacts.

Impact Management Actions	Implementation			Monitoring		
	Responsible person	Method of implementation	Timeframe for implementation	Responsible person	Frequency	Evidence of compliance
– Maximise the number of employment opportunities for local community members.	Developer	Develop and implement a “locals first” policy for the provision of employment and training opportunities	During the operation phase	dEO	Once prior to the commencement of operation and monthly during the operation phase	The “locals first” policy is considered in terms of the employment and training opportunities
– Maximise opportunities for local content and procurement.	Developer	Develop and implement a “locals first” policy for the provision of employment and training opportunities	During the operation phase	dEO	Once prior to the commencement of operation and monthly during the operation phase	The “locals first” policy is considered in terms of the employment and training opportunities
– Where reasonable and practical, the proponent should appoint local contractors and implement a ‘locals first’ policy, especially for semi and low-skilled job categories. However, due to the low skills levels in the area, the majority of skilled posts are likely to be filled by people from outside the area.	Developer	Develop and implement a “locals first” policy for the provision of employment opportunities	Operation and maintenance	dEO	Monthly	The “locals first” policy is considered in terms of the employment and training opportunities
– Where feasible, efforts should be made to employ local contractors that are compliant with Broad Based Black Economic Empowerment (BBBEE) criteria.	Developer	Develop and implement a “locals first” policy for the provision of employment opportunities that	Operation	dEO	Monthly	The “locals first” policy is considered in terms of the employment and gives first

Impact Management Actions	Implementation			Monitoring		
	Responsible person	Method of implementation	Timeframe for implementation	Responsible person	Frequency	Evidence of compliance
		states that first preference will be given to contractors that are compliant with BBBEE criteria				preference to contractors that are compliant with BBBEE criteria
– The recruitment selection process should seek to promote gender equality and the employment of women wherever possible.	Developer	Develop and implement a policy for the provision of employment opportunities and ensure that the policy promotes gender equality and women empowerment	Operation	dEO	Monthly	The employment policy, which promotes gender equality and women empowerment is considered in terms of the employment
– Affected property owners should be notified in advance of the timing and duration of maintenance activities.	DPM Operator	Notify property owners before maintenance activities are undertaken	Operation and maintenance phase	dEO	As and when required	Affected landowners notified of maintenance activities
– Maintenance teams must ensure that all farm gates must be closed after passing through.	DSS and Operator	Ensure farm gates are closed after passing through as required through the implementation of a formalised process	Operation	dEO	Monthly	Farm gates are closed after passing through and no complaints from landowners are received.

Impact Management Actions	Implementation			Monitoring		
	Responsible person	Method of implementation	Timeframe for implementation	Responsible person	Frequency	Evidence of compliance
- Movement of traffic and maintenance related activities should be strictly contained within designated areas associated with transmission lines and substations.	Operator, cEO	Ensure that traffic and activities are contained within designated areas	During the operation phase	dEO	Monthly	Traffic and activities are contained within designated areas
- Strict traffic speed limits must be enforced on the farm.	Operator	Inform all drivers of speed limits and place appropriate signage along the relevant roads	During the operation phase	dEO	Weekly	No complaints regarding speeding on site are received
- No maintenance workers should be allowed to stay over-night on the affected properties.	Operator	Ensure no workers are permitted to stay over night on the site	During the operation phase	dEO	Daily	No workers remaining on site over night

» DECOMMISSIONING PHASE OUTCOMES AND ACTIONS

7.13. Soil Erosion

Impact management outcome: Minimal to no soil erosion observed on site.

Impact Management Actions	Implementation			Monitoring		
	Responsible person	Method of implementation	Timeframe for implementation	Responsible person	Frequency	Evidence of compliance
– Decommissioning activity should be restricted to the immediate footprint of the infrastructure as far as possible.	cEO, Contractor	Visual inspection of the construction activities to observe whether they remain within the defined footprint area	Duration of decommissioning phase	dEO	Monthly	No evidence of construction activity outside the immediate footprint of the infrastructure
– Access to the remainder of the site should be strictly controlled to prevent unnecessary disturbance of priority species	cEO, Contractor	Demarcate sensitive areas to restrict access to these areas	Duration of decommissioning phase	dEO	Monthly	Sensitive areas appropriately demarcated and fenced off for the duration of the construction phase
– Measures to control noise and dust should be applied according to current best practice in the industry.	Contractor	Ensure that noise limits do not exceed acceptable limits and identify and implement suitable dust control measures	Duration of decommissioning phase	dEO	Monthly	Dust and noise control measures evident during audit. No noise or dust related complaints received

Impact Management Actions	Implementation			Monitoring		
	Responsible person	Method of implementation	Timeframe for implementation	Responsible person	Frequency	Evidence of compliance
- Maximum used should be made of existing access roads and the construction of new roads should be kept to a minimum.	Contractor (and Eskom maintenance staff where relevant to operation)	Existing access routes to be used must be specified and the development of new roads must be avoided as far as possible	Duration of decommissioning phase	dEO	Weekly	Implementation of the approved layout
- The existing transmission lines must be inspected for active raptor nests prior to the commencement of the decommissioning activities. Should any active nests be present, decommissioning activities during the breeding season should be avoided if possible.	dEO / cEO in consultation with the Contractor	Ensure that the planning and development programme considers breeding sites for wild bird species	Duration of decommissioning phase	dEO	Once, prior to the commencement of decommissioning and as and when required	The planning and development programme which includes the consideration of breeding sites for wild bird species

» **APPENDIX 1: METHOD STATEMENTS**

To be prepared by the contractor prior to commencement of the activity. The method statements are **not required** to be submitted to the CA.

» APPENDIX 2: CV OF THE EAP

CURRICULUM VITAE OF JO-ANNE THOMAS

Profession:	Environmental Management and Compliance Consultant; Environmental Assessment Practitioner
Specialisation:	Environmental Management; Strategic environmental advice; Environmental compliance advice & monitoring; Environmental Impact Assessments; Policy, strategy & guideline formulation; Project Management; General Ecology
Work experience:	Twenty four (24) years in the environmental field

VOCATIONAL EXPERIENCE

Provide technical input for projects in the environmental management field, specialising in Strategic Environmental Advice, Environmental Impact Assessment studies, environmental auditing and monitoring, environmental permitting, public participation, Environmental Management Plans and Programmes, environmental policy, strategy and guideline formulation, and integrated environmental management. Key focus on integration of the specialist environmental studies and findings into larger engineering-based projects, strategic assessment, and providing practical and achievable environmental management solutions and mitigation measures. Responsibilities for environmental studies include project management (including client and authority liaison and management of specialist teams); review and manipulation of data; identification and assessment of potential negative environmental impacts and benefits; review of specialist studies; and the identification of mitigation measures. Compilation of the reports for environmental studies is in accordance with all relevant environmental legislation.

Undertaking of numerous environmental management studies has resulted in a good working knowledge of environmental legislation and policy requirements. Recent projects have been undertaken for both the public- and private-sector, including compliance advice and monitoring, electricity generation and transmission projects, various types of linear developments (such as National Road, local roads and power lines), waste management projects (landfills), mining rights and permits, policy, strategy and guideline development, as well as general environmental planning, development and management.

SKILLS BASE AND CORE COMPETENCIES

- Project management for a range of projects
- Identification and assessment of potential negative environmental impacts and benefits through the review and manipulation of data and specialist studies
- Identification of practical and achievable mitigation and management measures and the development of appropriate management plans
- Compilation of environmental reports in accordance with relevant environmental legislative requirements
- External and peer review of environmental reports & compliance advice and monitoring
- Formulation of environmental policies, strategies and guidelines
- Strategic and regional assessments; pre-feasibility & site selection
- Public participation processes for a variety of projects
- Strategic environmental advice to a wide variety of clients both in the public and private sectors
- Working knowledge of environmental planning processes, policies, regulatory frameworks and legislation

EDUCATION AND PROFESSIONAL STATUS

Degrees:

- B.Sc Earth Sciences, University of the Witwatersrand, Johannesburg (1993)
- B.Sc Honours in Botany, University of the Witwatersrand, Johannesburg (1994)
- M.Sc in Botany, University of the Witwatersrand, Johannesburg (1996)

Short Courses:

- Environmental Impact Assessment, Potchefstroom University (1998)
- Environmental Law, Morgan University (2001)
- Environmental Legislation, IMBEWU (2017)
- Mining Legislation, Cameron Cross & Associates (2013)
- Environmental and Social Risk Management (ESRM), International Finance Corporation (2018)

Professional Society Affiliations:

- Registered EAP with the Environmental Assessment Practitioners Association of South Africa (EAPASA) (2019/726)
- Registered with the South African Council for Natural Scientific Professions as a Professional Natural Scientist: Environmental Scientist (400024/00)
- Registered with the International Association for Impact Assessment South Africa (IAIASa): 5601
- Member of the South African Wind Energy Association (SAWEA)

EMPLOYMENT

Date	Company	Roles and Responsibilities
January 2006 - Current:	Savannah Environmental (Pty) Ltd	Director Project manager Independent specialist environmental consultant, Environmental Assessment Practitioner (EAP) and advisor.
1997 – 2005:	Bohlweki Environmental (Pty) Ltd	Senior Environmental Scientist at. Environmental Management and Project Management
January – July 1997:	Sutherland High School, Pretoria	Junior Science Teacher

PROJECT EXPERIENCE

Project experience includes large infrastructure projects, including electricity generation and transmission, wastewater treatment facilities, mining and prospecting activities, property development, and national roads, as well as strategy and guidelines development.

RENEWABLE POWER GENERATION PROJECTS: PHOTOVOLTAIC SOLAR ENERGY FACILITIES

Environmental Impact Assessments and Environmental Management Programmes

Project Name & Location	Client Name	Role
Christiana PV 2 SEF, North West	Solar Reserve South Africa	Project Manager & EAP
De Aar PV facility, Northern Cape	iNca Energy	Project Manager & EAP
Everest SEF near Hennenman, Free State	FRV Energy South Africa	Project Manager & EAP
Graafwater PV SEF, Western Cape	iNca Energy	Project Manager & EAP
Grootkop SEF near Allanridge, Free State	FRV Energy South Africa	Project Manager & EAP
Hertzogville PV 2 SEF with 2 phases, Free State	SunCorp / Solar Reserve	Project Manager & EAP

Project Name & Location	Client Name	Role
Karoshhoek CPV facility on site 2 as part of the larger Karoshhoek Solar Valley Development East of Upington, Northern Cape	FG Emvelo	Project Manager & EAP
Kgabalatsane SEF North-East for Brits, North West	Built Environment African Energy Services	Project Manager & EAP
Kleinbegin PV SEF West of Groblershoop, Northern Cape	MedEnergy Global	Project Manager & EAP
Lethabo Power Station PV Installation, Free State	Eskom Holdings SoC Limited	Project Manager & EAP
Majuba Power Station PV Installation, Mpumalanga	Eskom Holdings SoC Limited	Project Manager & EAP
Merapi PV SEF Phase 1 – 4 South-East of Excelsior, Free State	SolaireDirect Southern Africa	Project Manager & EAP
Sannaspos Solar Park, Free State	SolaireDirect Southern Africa	Project Manager & EAP
Ofir-Zx PV Plant near Keimoes, Northern Cape	S28 Degrees Energy	Project Manager & EAP
Oryx SEF near Virginia, Free State	FRV Energy South Africa	Project Manager & EAP
Project Blue SEF North of Kleinsee, Northern Cape	WWK Development	Project Manager & EAP
S-Kol PV Plant near Keimoes, Northern Cape	S28 Degrees Energy	Project Manager & EAP
Sonnenberg PV Plant near Keimoes, Northern Cape	S28 Degrees Energy	Project Manager & EAP
Tutuka Power Station PV Installation, Mpumalanga	Eskom Transmission	Project Manager & EAP
Two PV sites within the Northern Cape	MedEnergy Global	Project Manager & EAP
Two PV sites within the Western & Northern Cape	iNca Energy	Project Manager & EAP
Upington PV SEF, Northern Cape	MedEnergy Global	Project Manager & EAP
Vredendal PV facility, Western Cape	iNca Energy	Project Manager & EAP
Waterberg PV plant, Limpopo	Thupela Energy	Project Manager & EAP
Watershed Phase I & II SEF near Litchtenburg, North West	FRV Energy South Africa	Project Manager & EAP
Alldays PV & CPV SEF Phase 1, Limpopo	BioTherm Energy	Project Manager & EAP
Hyperion PV Solar Development 1, 2, 3, 4, 5 & 6, Northern Cape	Building Energy	Project Manager & EAP
Vrede & Rondavel PV, Free State	Mainstream Renewable Energy Developments	Project Manager & EAP

Basic Assessments

Project Name & Location	Client Name	Role
Aberdeen PV SEF, Eastern Cape	BioTherm Energy	Project Manager & EAP
Christiana PV 1 SEF on Hartebeestpan Farm, North-West	Solar Reserve South Africa	Project Manager & EAP
Heuningspruit PV1 & PV 2 facilities near Koppies, Free State	Sun Mechanics	Project Manager & EAP
Kakamas PV Facility, Northern Cape	iNca Energy	Project Manager & EAP
Kakamas II PV Facility, Northern Cape	iNca Energy	Project Manager & EAP
Machadodorp 1 PV SEF, Mpumalanga	Solar To Benefit Africa	Project Manager & EAP
PV site within the Northern Cape	iNca Energy	Project Manager & EAP
PV sites within 4 ACSA airports within South Africa, National	Airports Company South Africa (ACSA)	Project Manager & EAP
RustMo1 PV Plant near Buffelspoort, North West	Momentous Energy	Project Manager & EAP
RustMo2 PV Plant near Buffelspoort, North West	Momentous Energy	Project Manager & EAP
RustMo3 PV Plant near Buffelspoort, North West	Momentous Energy	Project Manager & EAP
RustMo4 PV Plant near Buffelspoort, North West	Momentous Energy	Project Manager & EAP

Project Name & Location	Client Name	Role
Sannaspos PV SEF Phase 2 near Bloemfontein, Free State	SolaireDirect Southern Africa	Project Manager & EAP
Solar Park Expansion within the Rooiwal Power Station, Gauteng	AFRKO Energy	Project Manager & EAP
Steynsrus SEF, Free State	SunCorp	Project Manager & EAP
Sirius Solar PV Project Three and Sirius Solar PV Project Four (BA in terms of REDZ regulations), Northern Cape	SOLA Future Energy	Project Manager & EAP
Northam PV, Limpopo Province	Northam Platinum	Project Manager & EAP
Kolkies PV Suite (x 6 projects) and Sadawa PV Suite (x 4 projects), Western Cape	Mainstream Renewable Energy Developments	Project Manager & EAP

Screening Studies

Project Name & Location	Client Name	Role
Allemans Fontein SEF near Noupoot, Northern Cape	Fusion Energy	Project Manager & EAP
Amandel SEF near Thabazimbi, Limpopo	iNca Energy	Project Manager & EAP
Arola/Doomplaat SEF near Ventersdorp, North West	FRV & iNca Energy	Project Manager & EAP
Bloemfontein Airport PV Installation, Free State	The Power Company	Project Manager & EAP
Brakspuit SEF near Klerksorp, North West	FRV & iNca Energy	Project Manager & EAP
Carolus Poort SEF near Noupoot, Northern Cape	Fusion Energy	Project Manager & EAP
Damfontein SEF near Noupoot, Northern Cape	Fusion Energy	Project Manager & EAP
Everest SEF near Welkom, Free State	FRV & iNca Energy	Project Manager & EAP
Gillmer SEF near Noupoot, Northern Cape	Fusion Energy	Project Manager & EAP
Grootkop SEF near Allansridge, Free State	FRV & iNca Energy	Project Manager & EAP
Heuningspruit PV1 & PV 2 near Koppies, Free State	Cronimat	Project Manager & EAP
Kimberley Airport PV Installation, Northern Cape	The Power Company	Project Manager & EAP
Kolonnade Mall Rooftop PV Installation in Tshwane, Gauteng	Momentous Energy	Project Manager & EAP
Loskop SEF near Groblersdal, Limpopo	S&P Power Unit	Project Manager & EAP
Marble SEF near Marble Hall, Limpopo	S&P Power Unit	Project Manager & EAP
Morgenson PV1 SEF South-West of Windsorton, Northern Cape	Solar Reserve South Africa	Project Manager & EAP
OR Tambo Airport PV Installation, Gauteng	The Power Company	Project Manager & EAP
Oryx SEF near Virginia, Free State	FRV & iNca Energy	Project Manager & EAP
Rhino SEF near Vaalwater, Limpopo	S&P Power Unit	Project Manager & EAP
Rustmo2 PV Plant near Buffelspoort, North West	Momentous Energy	Project Manager & EAP
Spitskop SEF near Northam, Limpopo	FRV & iNca Energy	Project Manager & EAP
Steynsrus PV, Free State	Suncorp	Project Manager & EAP
Tabor SEF near Polokwane, Limpopo	FRV & iNca Energy	Project Manager & EAP
Upington Airport PV Installation, Northern Cape	The Power Company	Project Manager & EAP
Valeria SEF near Hartebeestpoort Dam, North West	Solar to Benefit Africa	Project Manager & EAP
Watershed SEF near Lichtenburg, North West	FRV & iNca Energy	Project Manager & EAP
Witkop SEF near Polokwane, Limpopo	FRV & iNca Energy	Project Manager & EAP
Woodmead Retail Park Rooftop PV Installation, Gauteng	Momentous Energy	Project Manager & EAP

Environmental Compliance, Auditing and ECO

Project Name & Location	Client Name	Role
ECO and bi-monthly auditing for the construction of the Adams Solar PV Project Two South of Hotazel,	Enel Green Power	Project Manager

Project Name & Location	Client Name	Role
Northern Cape		
ECO for the construction of the Kathu PV Facility, Northern Cape	REISA	Project Manager
ECO and bi-monthly auditing for the construction of the Pulida PV Facility, Free State	Enel Green Power	Project Manager
ECO for the construction of the RustMo1 SEF, North West	Momentous Energy	Project Manager
ECO for the construction of the Sishen SEF, Northern Cape	Windfall 59 Properties	Project Manager
ECO for the construction of the Upington Airport PV Facility, Northern Cape	Sublary Trading	Project Manager
Quarterly compliance monitoring of compliance with all environmental licenses for the operation activities at the Kathu PV facility, Northern Cape	REISA	Project Manager
ECO for the construction of the Konkoonsies II PV SEF and associated infrastructure, Northern Cape	BioTherm Energy	Project Manager
ECO for the construction of the Aggeneys PV SEF and associated infrastructure, Northern Cape	BioTherm Energy	Project Manager

Compliance Advice and ESAP Reporting

Project Name & Location	Client Name	Role
Aggeneys Solar Farm, Northern Cape	BioTherm Energy	Environmental Advisor
Airies II PV Facility SW of Kenhardt, Northern Cape	BioTherm Energy	Environmental Advisor
Kalahari SEF Phase II in Kathu, Northern Cape	Engle	Environmental Advisor
Kathu PV Facility, Northern Cape	Building Energy	Environmental Advisor
Kenhardt PV Facility, Northern Cape	BioTherm Energy	Environmental Advisor
Kleinbegin PV SEF West of Groblershoop, Northern Cape	MedEnergy	Environmental Advisor
Konkoonsies II SEF near Pofadder, Northern Cape	BioTherm Energy	Environmental Advisor
Konkoonsies Solar Farm, Northern Cape	BioTherm Energy	Environmental Advisor
Lephalale SEF, Limpopo	Exxaro	Environmental Advisor
Pixley ka Seme PV Park, South-East of De Aar, Northern Cape	African Clean Energy Developments (ACED)	Environmental Advisor
RustMo1 PV Plant near Buffelspoort, North West	Momentous Energy	Environmental Advisor
Scuitdrift 1 SEF & Scuitdrift 2 SEF, Limpopo	Building Energy	Environmental Advisor
Sirius PV Plants, Northern Cape	Aurora Power Solutions	Environmental Advisor
Upington Airport PV Power Project, Northern Cape	Sublary Trading	Environmental Advisor
Upington SEF, Northern Cape	Abengoa Solar	Environmental Advisor
Ofir-ZX PV SEF near Keimoes, Northern Cape	Network S28 Energy	Environmental Advisor
Environmental Permitting for the Steynsrus PV1 & PV2 SEF's, Northern Cape	Cronimet Power Solutions	Environmental Advisor
Environmental Permitting for the Heuningspruit PV SEF, Northern Cape	Cronimet Power Solutions	Environmental Advisor

Due Diligence Reporting

Project Name & Location	Client Name	Role
5 PV SEF projects in Lephalale, Limpopo	iNca Energy	Environmental Advisor
Prieska PV Plant, Northern Cape	SunEdison Energy India	Environmental Advisor
Sirius Phase One PV Facility near Upington, Northern Cape	Aurora Power Solutions	Environmental Advisor

Environmental Permitting, S53, Water Use Licence (WUL), Waste Management Licence (WML) & Other Applications

Project Name & Location	Client Name	Role
Biodiversity Permit & WULA for the Aggeneys SEF near Aggeneys, Northern Cape	BioTherm Energy	Project Manager & EAP
Biodiversity Permit for the Konkoonises II SEF near Pofadder, Northern Cape	BioTherm Energy	Project Manager & EAP
Biodiversity Permitting for the Lephallale SEF, Limpopo	Exxaro Resources	Project Manager & EAP
Environmental Permitting for the Kleinbegin PV SEF West of Groblershoop, Northern Cape	MedEnergy	Project Manager & EAP
Environmental Permitting for the Upington SEF, Northern Cape	Abengoa Solar	Project Manager & EAP
Environmental Permitting for the Kathu PV Facility, Northern Cape	Building Energy	Project Manager & EAP
Environmental Permitting for the Konkoonsies Solar Farm, Northern Cape	BioTherm Energy	Project Manager & EAP
Environmental Permitting for the Lephallale SEF, Limpopo	Exxaro Resources	Project Manager & EAP
Environmental Permitting for the Scuitdrift 1 SEF & Scuitdrift 2 SEF, Limpopo	Building Energy	Project Manager & EAP
Environmental Permitting for the Sirius PV Plant, Northern Cape	Aurora Power Solutions	Project Manager & EAP
Environmental Permitting for the Steynsrus PV1 & PV2 SEF's, Northern Cape	Cronimet Power Solutions	Project Manager & EAP
Environmental Permitting for the Heuningspruit PV SEF, Northern Cape	Cronimet Power Solutions	Project Manager & EAP
Permits for the Kleinbegin and UAP PV Plants, Northern Cape	MedEnergy Global	Project Manager & EAP
S53 Application for Arriesfontein Solar Park Phase 1 – 3 near Danielskuil, Northern Cape	Solar Reserve / SunCorp	Project Manager & EAP
S53 Application for Hertzogville PV1 & PV 2 SEFs, Free State	Solar Reserve / SunCorp	Project Manager & EAP
S53 Application for the Bloemfontein Airport PV Facility, Free State	Sublunary Trading	Project Manager & EAP
S53 Application for the Kimberley Airport PV Facility, Northern Cape	Sublunary Trading	Project Manager & EAP
S53 Application for the Project Blue SEF, Northern Cape	WWK Developments	Project Manager & EAP
S53 Application for the Upington Airport PV Facility, Free State	Sublunary Trading	Project Manager & EAP
WULA for the Kalahari SEF Phase II in Kathu, Northern Cape	Engie	Project Manager & EAP

RENEWABLE POWER GENERATION PROJECTS: CONCENTRATED SOLAR FACILITIES (CSP)

Environmental Impact Assessments and Environmental Management Programmes

Project Name & Location	Client Name	Role
Ilanga CSP 2, 3, 4, 5, 7 & 9 Facilities near Upington, Northern Cape	Emvelo Holdings	Project Manager & EAP
Ilanga CSP near Upington, Northern Cape	Ilangethu Energy	Project Manager & EAP

Project Name & Location	Client Name	Role
Ilanga Tower 1 Facility near Upington, Northern Cape	Emvelo Holdings	Project Manager & EAP
Karoshhoek CPVPD 1-4 facilities on site 2 as part of the larger Karoshhoek Solar Valley Development East of Upington, Northern Cape	FG Emvelo	Project Manager & EAP
Karoshhoek CSP facilities on sites 1.4; 4 & 5 as part of the larger Karoshhoek Solar Valley Development East of Upington, Northern Cape	FG Emvelo	Project Manager & EAP
Karoshhoek Linear Fresnel 1 Facility on site 1.1 as part of the larger Karoshhoek Solar Valley Development East of Upington, Northern Cape	FG Emvelo	Project Manager & EAP

Environmental Compliance, Auditing and ECO

Project Name & Location	Client Name	Role
ECO for the construction of the !Khi CSP Facility, Northern Cape	Abengoa Solar	Project Manager
ECO for the construction of the Ilanga CSP 1 Facility near Upington, Northern Cape	Karoshhoek Solar One	Project Manager
ECO for the construction of the folar Park, Northern Cape	Kathu Solar	Project Manager
ECO for the construction of the KaXu! CSP Facility, Northern Cape	Abengoa Solar	Project Manager
Internal audit of compliance with the conditions of the IWUL issued to the Karoshhoek Solar One CSP Facility, Northern Cape	Karoshhoek Solar One	Project Manager

Screening Studies

Project Name & Location	Client Name	Role
Upington CSP (Tower) Plant near Kanoneiland, Northern Cape	iNca Energy and FRV	Project Manager & EAP

Compliance Advice and ESAP reporting

Project Name & Location	Client Name	Role
Ilanga CSP Facility near Upington, Northern Cape	Ilangethu Energy	Environmental Advisor
Ilangalethu CSP 2, Northern Cape	FG Emvelo	Environmental Advisor
Kathu CSP Facility, Northern Cape	GDF Suez	Environmental Advisor
Lephalale SEF, Limpopo	Cennergi	Environmental Advisor
Solis I CSP Facility, Northern Cape	Brightsource	Environmental Advisor

Environmental Permitting, S53, Water Use Licence (WUL), Waste Management Licence (WML) & Other Applications

Project Name & Location	Client Name	Role
Environmental Permitting for the Ilanga CSP Facility near Upington, Northern Cape	Ilangethu Energy	Project Manager & EAP
Environmental Permitting for the Kathu CSP, Northern Cape	GDF Suez	Project Manager & EAP
WULA for the Solis I CSP Facility, Northern Cape	Brightsource	Project Manager & EAP

RENEWABLE POWER GENERATION PROJECTS: WIND ENERGY FACILITIES

Environmental Impact Assessments and Environmental Management Programmes

Project Name & Location	Client Name	Role
Sere WEF, Western Cape	Eskom Holdings SoC Limited	EAP
Aberdeen WEF, Eastern Cape	Eskom Holdings SoC Limited	Project Manager & EAP
Amakhala Emoyeni WEF, Eastern Cape	Windlab Developments	Project Manager & EAP
EXXARO West Coast WEF, Western Cape	EXXARO Resources	Project Manager & EAP
Goereesoe Wind Farm near Swellendam, Western Cape	iNca Energy	Project Manager & EAP
Hartneest WEF, Western Cape	Juwi Renewable Energies	Project Manager & EAP
Hopefield WEF, Western Cape	Umoya Energy	EAP
Kleinsee WEF, Northern Cape	Eskom Holdings SoC Limited	Project Manager & EAP
Klipheuwel/Dassiesfontein WEF within the Overberg area, Western Cape	BioTherm Energy	Project Manager & EAP
Moorreesburg WEF, Western Cape	iNca Energy	Project Manager & EAP
Oyster Bay WEF, Eastern Cape	Renewable Energy Resources Southern Africa	Project Manager & EAP
Project Blue WEF, Northern Cape	Windy World	Project Manager & EAP
Rhebokfontein WEF, Western Cape	Moyeng Energy	Project Manager & EAP
Spitskop East WEF near Riebeeck East, Eastern Cape	Renewable Energy Resources Southern Africa	Project Manager & EAP
Suurplaat WEF, Western Cape	Moyeng Energy	Project Manager & EAP
Swellendam WEF, Western Cape	IE Swellendam	Project Manager & EAP
Tsitsikamma WEF, Eastern Cape	Exxarro	Project Manager & EAP
West Coast One WEF, Western Cape	Moyeng Energy	Project Manager & EAP

Basic Assessments

Project Name & Location	Client Name	Role
Amakhala Emoyeni Wind Monitoring Masts, Eastern Cape	Windlab Developments	Project Manager & EAP
Beaufort West Wind Monitoring Masts, Western Cape	Umoya Energy	Project Manager & EAP
Hopefield Community Wind Farm near Hopefield, Western Cape	Umoya Energy	Project Manager & EAP
Koekenaap Wind Monitoring Masts, Western Cape	EXXARO Resources	Project Manager & EAP
Koingnaas WEF, Northern Cape	Just Palm Tree Power	Project Manager & EAP
Laingsburg Area Wind Monitoring Masts, Western Cape	Umoya Energy	Project Manager & EAP
Overberg Area Wind Monitoring Masts, Western Cape	BioTherm Energy	Project Manager & EAP
Oyster Bay Wind Monitoring Masts, Eastern Cape	Renewable Energy Systems Southern Africa (RES)	Project Manager & EAP
Wind Garden & Fronteer WEFs, Eastern Cape	Wind Relc	Project Manager & EAP

Screening Studies

Project Name & Location	Client Name	Role
Albertinia WEF, Western Cape	BioTherm Energy	Project Manager & EAP
Koingnaas WEF, Northern Cape	Just Pal Tree Power	Project Manager & EAP
Napier Region WEF Developments, Western Cape	BioTherm Energy	Project Manager & EAP
Tsitsikamma WEF, Eastern Cape	Exxarro Resources	Project Manager & EAP

Project Name & Location	Client Name	Role
Various WEFs within an identified area in the Overberg area, Western Cape	BioTherm Energy	Project Manager & EAP
Various WEFs within an identified area on the West Coast, Western Cape	Investec Bank Limited	Project Manager & EAP
Various WEFs within an identified area on the West Coast, Western Cape	Eskom Holdings Limited	Project Manager & EAP
Various WEFs within the Western Cape	Western Cape Department of Environmental Affairs and Development Planning	Project Manager & EAP
Velddrift WEF, Western Cape	VentuSA Energy	Project Manager & EAP
Wind 1000 Project	Thabo Consulting on behalf of Eskom Holdings	Project Manager & EAP
Wittekleibosch, Snylip & Doriskraal WEFs, Eastern Cape	Exxarro Resources	Project Manager & EAP

Environmental Compliance, Auditing and ECO

Project Name & Location	Client Name	Role
ECO for the construction of the West Coast One WEF, Western Cape	Aurora Wind Power	Project Manager
ECO for the construction of the Gouda WEF, Western Cape	Blue Falcon	Project Manager
EO for the Dassiesklip Wind Energy Facility, Western Cape	Group 5	Project Manager
Quarterly compliance monitoring of compliance with all environmental licenses for the operation activities at the Gouda Wind Energy facility near Gouda, Western Cape	Blue Falcon	Project Manager
Annual auditing of compliance with all environmental licenses for the operation activities at the West Coast One Wind Energy facility near Vredenburg, Western Cape	Aurora Wind Power	Project Manager
External environmental and social audit for the Amakhala Wind Farm, Eastern Cape	Cennergi	Project Manager
External environmental and social audit for the Tsitsikamma Wind Farm, Eastern Cape	Cennergi	Project Manager
ECO for the construction of the Excelsior Wind Farm and associated infrastructure, Northern Cape	BioTherm Energy	Project Manager
External compliance audit of the Dassiesklip Wind Energy Facility, Western Cape	BioTherm Energy	Project Manager

Compliance Advice

Project Name & Location	Client Name	Role
Amakhala Phase 1 WEF, Eastern Cape	Cennergi	Environmental Advisor
Dassiesfontein WEF within the Overberg area, Western Cape	BioTherm Energy	Environmental Advisor
Excelsior Wind Farm, Western Cape	BioTherm Energy	Environmental Advisor
Great Karoo Wind Farm, Northern Cape	African Clean Energy Developments (ACED)	Environmental Advisor
Hopefield Community WEF, Western Cape	African Clean Energy Developments (ACED)	Environmental Advisor

Rheboksfontein WEF, Western Cape	Moyeng Energy	Environmental Advisor
Tiqua WEF, Western Cape	Cennergi	Environmental Advisor
Tsitsikamma WEF, Eastern Cape	Cennergi	Environmental Advisor
West Coast One WEF, Western Cape	Moyeng Energy	Environmental Advisor

Due Diligence Reporting

Project Name & Location	Client Name	Role
Witteberg WEF, Western Cape	EDPR Renewables	Environmental Advisor
IPD Vredenburg WEF within the Saldanha Bay area, Western Cape	IL&FS Energy Development Company	Environmental Advisor

Environmental Permitting, S53, Water Use Licence (WUL), Waste Management Licence (WML) & Other Applications

Project Name & Location	Client Name	Role
Biodiversity Permitting for the Power Line between the Tsitsikamma Community WEF & the Diep River Substation, Eastern Cape	Cennergi	Project Manager & EAP
Biodiversity Permitting for the West Coast One WEF, Western Cape	Aurora Wind Power	Project Manager & EAP
Environmental Permitting for the Excelsior WEF, Western Cape	BioTherm Energy	Project Manager & EAP
Plant Permits & WULA for the Tsitsikamma Community WEF, Eastern Cape	Cennergi	Project Manager & EAP
S24G and WULA for the Rectification for the commencement of unlawful activities on Ruimsig AH in Honeydew, Gauteng	Hossam Soror	Project Manager & EAP
S24G Application for the Rheboksfontein WEF, Western Cape	Ormonde - Theo Basson	Project Manager & EAP
S53 Application & WULA for Suurplaat and Gemini WEFs, Northern Cape	Engie	Project Manager & EAP
S53 Application for the Hopefield Community Wind Farm near Hopefield, Western Cape	Umoya Energy	Project Manager & EAP
S53 Application for the Project Blue WEF, Northern Cape	WWK Developments	Project Manager & EAP
S53 for the Oyster Bay WEF, Eastern Cape	RES	Project Manager & EAP
WULA for the Great Karoo Wind Farm, Northern Cape	African Clean Energy Developments (ACED)	Project Manager & EAP

CONVENTIONAL POWER GENERATION PROJECTS (COAL)

Environmental Impact Assessments and Environmental Management Programmes

Project Name & Location	Client Name	Role
Mutsho Power Station near Makhado, Limpopo	Mutsho Consortium	Project Manager & EAP
Coal-fired Power Station near Ogies, Mpumalanga	Ruukki SA	Project Manager & EAP
Thabametsi IPP Coal-fired Power Station, near Lephalale, Limpopo	Axia	Project Manager & EAP
Transalloys Coal-fired Power Station, Mpumalanga	Transalloys	Project Manager & EAP
Tshivasho IPP Coal-fired Power Station (with WML), near Lephalale, Limpopo	Cennergi	Project Manager & EAP
Umbani Coal-fired Power Station, near Kriel, Mpumalanga	ISS Global Mining	Project Manager & EAP

Project Name & Location	Client Name	Role
Waterberg IPP Coal-Fired Power Station near Lephallale, Limpopo	Exxaro Resources	Project Manager & EAP

Basic Assessments

Project Name & Location	Client Name	Role
Coal Stockyard on Medupi Ash Dump Site, Limpopo	Eskom Holdings	Project Manager & EAP
Biomass Co-Firing Demonstration Facility at Arnot Power Station East of Middleburg, Mpumlanaga	Eskom Holdings	Project Manager & EAP

Screening Studies

Project Name & Location	Client Name	Role
Baseload Power Station near Lephallale, Limpopo	Cennergi	Project Manager & EAP
Coal-Fired Power Plant near Delmas, Mpumalanga	Exxaro Resources	Project Manager & EAP
Makhado Power Station, Limpopo	Mutsho Consortium, Limpopo	Project Manager & EAP

Environmental Compliance, Auditing and ECO

Project Name & Location	Client Name	Role
ECO for the Camden Power Station, Mpumalanga	Eskom Holdings	Project Manager

Compliance Advice

Project Name & Location	Client Name	Role
Thabametsi IPP Coal-fired Power Station, near Lephallale, Limpopo	Axia	Environmental Advisor

Environmental Permitting, S53, Water Use Licence (WUL), Waste Management Licence (WML) & Other Applications

Project Name & Location	Client Name	Role
Permit application for the Thabametsi Bulk Water Pipeline, near Lephallale, Limpopo	Axia	Project Manager & EAP
S53 & WULA for the Waterberg IPP Coal-Fired Power Station near Lephallale, Limpopo	Exxaro Resources	Project Manager & EAP
S53 Application for the Tshivasho Coal-fired Power Station near Lephallale, Limpopo	Cennergi	Project Manager & EAP

CONVENTIONAL POWER GENERATION PROJECTS (GAS)

Environmental Impact Assessments and Environmental Management Programmes

Project Name & Location	Client Name	Role
Ankerlig OCGT to CCGT Conversion project & 400 kV transmission power line between Ankerlig and the Omega Substation, Western Cape	Eskom Holdings SoC Limited	Project Manager & EAP
Gourikwa OCGT to CCGT Conversion project & 400kV transmission power line between Gourikwa & Proteus Substation, Western Cape	Eskom Holdings SoC Limited	Project Manager & EAP
Richards Bay Gas to Power Combined Cycle Power Station, KwaZulu-Natal	Eskom Holdings SoC Limited	Project Manager & EAP
Richards Bay Gas to Power Plant, KwaZulu-Natal	Richards Bay Gas Power 2	Project Manager & EAP
Decommissioning & Recommissioning of 3 Gas Turbine Units at Acacia Power Station & 1 Gas Turbine Unit at Port Rex Power Station to the existing	Eskom Holdings	Project Manager & EAP

Project Name & Location	Client Name	Role
Ankerlig Power Station in Atlantis Industria, Western Cape		
320MW gas-to-power station in Richards Bay, KwaZulu-Natal	Phinda Power Projects	Project Manager & EAP

Screening Studies

Project Name & Location	Client Name	Role
Fatal Flaw Analysis for 3 area identified for the establishment of a 500MW CCGT Power Station	Globeleq Advisors Limited	Project Manager & EAP
Richards Bay Gas to Power Combined Cycle Power Station, KwaZulu-Natal	Eskom Holdings SoC Limited	Project Manager & EAP

GRID INFRASTRUCTURE PROJECTS

Environmental Impact Assessments and Environmental Management Programmes

Project Name & Location	Client Name	Role
Aggeneis-Oranjemond Transmission Line & Substation Upgrade, Northern Cape	Eskom Transmission	Project Manager & EAP
Ankerlig-Omega Transmission Power Lines, Western Cape	Eskom Transmission	Project Manager & EAP
Karoshhoek Grid Integration project as part of the Karoshhoek Solar Valley Development East of Upington, Northern Cape	FG Emvelo	Project Manager & EAP
Koeberg-Omega Transmission Power Lines,, Western Cape	Eskom Transmission	Project Manager & EAP
Koeberg-Stikland Transmission Power Lines, Western Cape	Eskom Transmission	Project Manager & EAP
Kyalami Strengthening Project, Gauteng	Eskom Transmission	Project Manager & EAP
Mokopane Integration Project, Limpopo	Eskom Transmission	Project Manager & EAP
Saldanha Bay Strengthening Project, Western Cape	Eskom Transmission	Project Manager & EAP
Steelpoort Integration Project, Limpopo	Eskom Transmission	Project Manager & EAP
Transmission Lines from the Koeberg-2 Nuclear Power Station site, Western Cape	Eskom Transmission	Project Manager & EAP
Tshwane Strengthening Project, Phase 1, Gauteng	Eskom Transmission	Project Manager & EAP
Main Transmission Substation (MTS) associated with the Choje Wind Farm cluster, Eastern Cape	Wind Relic	Project Manager & EAP

Basic Assessments

Project Name & Location	Client Name	Role
Dassenberg-Koeberg Power Line Deviation from the Koeberg to the Ankerlig Power Station, Western Cape	Eskom Holdings	Project Manager & EAP
Golden Valley II WEF Power Line & Substation near Cookhouse, Eastern Cape	BioTherm Energy	Project Manager & EAP
Golden Valley WEF Power Line near Cookhouse, Eastern Cape	BioTherm Energy	Project Manager & EAP
Karoshhoek Grid Integration project as part of the Karoshhoek Solar Valley Development East of Upington, Northern Cape	FG Emvelo	Project Manager & EAP

Project Name & Location	Client Name	Role
Konkoonsies II PV SEF Power Line to the Paulputs Substation near Pofadder, Northern Cape	BioTherm Energy	Project Manager & EAP
Perdekraal West WEF Powerline to the Eskom Kappa Substation, Western Cape	BioTherm Energy	Project Manager & EAP
Rheboksfontein WEF Powerline to the Aurora Substation, Western Cape	Moyeng Energy	Project Manager & EAP
Soetwater Switching Station near Sutherland, Northern Cape	African Clean Energy Developments (ACED)	Project Manager & EAP
Solis Power I Power Line & Switchyard Station near Upington, Northern Cape	Brightsource	Project Manager & EAP
Stormwater Canal System for the Ilanga CSP near Upington, Northern Cape	Karoshhoek Solar One	Project Manager & EAP
Tsitsikamma Community WEF Powerline to the Diep River Substation, Eastern Cape	Eskom Holdings	Project Manager & EAP
Two 132kV Chickadee Lines to the new Zonnebloem Switching Station, Mpumalanga	Eskom Holdings	Project Manager & EAP
Electrical Grid Infrastructure for the Kolkies and Sadawa PV clusters, Western Cape	Mainstream Renewable Energy Developments	Project Manager & EAP
Sadawa Collector substation, Western Cape	Mainstream Renewable Energy Developments	Project Manager & EAP
Electrical Grid Infrastructure for the Vrede and Rondavel PV facilities, Free State	Mainstream Renewable Energy Developments	Project Manager & EAP

Environmental Compliance, Auditing and ECO

Project Name & Location	Client Name	Role
ECO for the construction of the Ferrum-Mookodi Transmission Line, Northern Cape and North West	Trans-Africa Projects on behalf of Eskom	Project Manager
EO for the construction of the Gamma-Kappa Section A Transmission Line, Western Cape	Trans-Africa Projects on behalf of Eskom	Project Manager
EO for the construction of the Gamma-Kappa Section B Transmission Line, Western Cape	Trans-Africa Projects on behalf of Eskom	Project Manager
EO for the construction of the Hydra IPP Integration project, Northern Cape	Trans-Africa Projects on behalf of Eskom	Project Manager
EO for the construction of the Kappa-Sterrekus Section C Transmission Line, Western Cape	Trans-Africa Projects on behalf of Eskom	Project Manager
EO for the construction of the Namaqualand Strengthening project in Port Nolloth, Western Cape	Trans-Africa Projects on behalf of Eskom	Project Manager
ECO for the construction of the Neptune Substation Soil Erosion Mitigation Project, Eastern Cape	Eskom	Project Manager
ECO for the construction of the Ilanga-Gordonia 132kV power line, Northern Cape	Karoshhoek Solar One	Project Manager

Environmental Permitting, S53, Water Use Licence (WUL), Waste Management Licence (WML) & Other Applications

Project Name & Location	Client Name	Role
Environmental Permitting and WULA for the Rockdale B Substation & Loop in Power Lines,	Eskom Holdings	Project Manager & EAP
Environmental Permitting and WULA for the Steelpoort Integration project, Limpopo	Eskom Holdings	Project Manager & EAP
Environmental Permitting for Solis CSP near Upington, Northern Cape	Brightsource	Project Manager & EAP

MINING SECTOR PROJECTS

Environmental Impact Assessments and Environmental Management Programmes

Project Name & Location	Client Name	Role
Elitheni Coal Mine near Indwe, Eastern Cape	Elitheni Coal	Project Manager & EAP
Groot Letaba River Development Project Borrow Pits	Iiso	Project Manager & EAP
Grootegeluk Coal Mine for coal transportation infrastructure between the mine and Medupi Power Station (EMPr amendment), Limpopo	Eskom Holdings	Project Manager & EAP
Waterberg Coal Mine (EMPr amendment), Limpopo	Seskoko Resources	Project Manager & EAP
Aluminium Plant WML & AEL, Gauteng	GfE-MIR Alloys & Minerals	Project Manager & EAP

Basic Assessments

Project Name & Location	Client Name	Role
Rare Earth Separation Plant in Vredendal, Western Cape	Rareco	Project Manager & EAP
Decommissioning and Demolition of Kilns 5 & 6 at the Slurry Plant, Kwa-Zulu Natal	PPC	Project Manager & EAP

Environmental Compliance, Auditing and ECO

Project Name & Location	Client Name	Role
ECO for the construction of the Duhva Mine Water Recovery Project, Mpumalanga	Eskom Holdings SoC Limited	Project Manager
External compliance audit of Palesa Coal Mine's Integrated Water Use License (IWUL), near KwaMhlanga, Mpumalanga	HCI Coal	Project Manager
External compliance audit of Palesa Coal Mine's Waste Management License (WML) and EMP, near KwaMhlanga, Mpumalanga	HCI Coal	Project Manager
External compliance audit of Mbali Coal Mine's Integrated Water Use License (IWUL), near Ogies, Mpumalanga	HCI Coal	Project Manager
Independent External Compliance Audit of Water Use License (WUL) for the Tronox Namakwa Sands (TNS) Mining Operations (Brand se Baai), Western Cape	Tronox Namakwa Sands	Project Manager
Independent External Compliance Audit of Water Use License (WUL) for the Tronox Namakwa Sands (TNS) Mineral Separation Plant (MSP), Western Cape	Tronox Namakwa Sands	Project Manager
Independent External Compliance Audit of Water Use License (WUL) for the Tronox Namakwa Sands (TNS) Smelter Operations (Saldanha), Western Cape	Tronox Namakwa Sands	Project Manager
Compliance Auditing of the Waste Management Licence for the PetroSA Landfill Site at the GTL Refinery, Western Cape	PetroSA	Project Manager

Environmental Permitting, S53, Water Use Licence (WUL), Waste Management Licence (WML) & Other Applications

Project Name & Location	Client Name	Role
Waste Licence Application for the Rare Earth Separation Plant in Vredendal, Western Cape	Rareco	Project Manager & EAP

WULA for the Expansion of the Landfill site at Exxaro's Namakwa Sands Mineral Separation Plant, Western Cape	Exxaro Resources	Project Manager & EAP
S24G & WML for an Aluminium Plant, Gauteng	GfE-MIR Alloys & Minerals	Project Manager & EAP

INFRASTRUCTURE DEVELOPMENT PROJECTS (BRIDGES, PIPELINES, ROADS, WATER RESOURCES, STORAGE, ETC)

Environmental Impact Assessments and Environmental Management Programmes

Project Name & Location	Client Name	Role
Bridge across the Ngotwane River, on the border of South Africa and Botswana	Eskom Holdings	Project Manager & EAP
Chemical Storage Tanks, Metallurgical Plant Upgrade & Backfill Plant upgrade at South Deep Gold Mine, near Westonia, Gauteng	Goldfields	Project Manager & EAP
Expansion of the existing Welgedacht Water Care Works, Gauteng	ERWAT	Project Manager & EAP
Golden Valley WEF Access Road near Cookhouse, Eastern Cape	BioTherm Energy	Project Manager & EAP
Great Fish River Wind Farm Access Roads and Watercourse Crossings near Cookhouse, Eastern Cape	African Clean Energy Developments (ACED)	Project Manager & EAP
Ilanga CSP Facility Watercourse Crossings near Upington, Northern Cape	Karoshhoek Solar one	Project Manager & EAP
Modification of the existing Hartebeestfontein Water Care Works, Gauteng	ERWAT	Project Manager & EAP
N10 Road Realignment for the Ilanga CSP Facility, East of Upington, Northern Cape	SANRAL	Project Manager & EAP
Nxuba (Bedford) Wind Farm Watercourse Crossings near Cookhouse, Eastern Cape	African Clean Energy Developments (ACED)	Project Manager & EAP
Pollution Control Dams at the Medupi Power Station Ash Dump & Coal Stockyard, Limpopo	Eskom	Project Manager & EAP
Qoboshane borrow pits (EMPr only), Eastern Cape	Emalahleni Local Municipality	Project Manager & EAP
Tsitsikamma Community WEF Watercourse Crossings, Eastern Cape	Cennergi	Project Manager & EAP
Clayville Central Steam Plant, Gauteng	Bellmall Energy	Project Manager & EAP
Msenge Emoyeni Wind Farm Watercourse Crossings and Roads, Eastern Cape	Windlab	Project Manager & EAP

Basic Assessments

Project Name & Location	Client Name	Role
Harmony Gold WWTW at Doornkop Mine, Gauteng	Harmony Doornkop Plant	Project Manager & EAP
Ofir-ZX Watercourse Crossing for the Solar PV Facility, near Keimoes, Northern Cape	Networx S28 Energy	Project Manager & EAP
Qoboshane bridge & access roads, Eastern Cape	Emalahleni Local Municipality	Project Manager & EAP
Relocation of the Assay Laboratory near Carletonville, Gauteng	Sibanye Gold	Project Manager & EAP
Richards Bay Harbour Staging Area, KwaZulu-Natal	Eskom Holdings	Project Manager & EAP
S-Kol Watercourse Crossing for the Solar PV Facility, East of Keimoes, Northern Cape	Networx S28 Energy	Project Manager & EAP
Sonnenberg Watercourse Crossing for the Solar PV Facility, West Keimoes, Northern Cape	Networx S28 Energy	Project Manager & EAP

Project Name & Location	Client Name	Role
Kruisvallei Hydroelectric Power Generation Scheme, Free State	Building Energy	Project Manager & EAP
Masetjaba Water Reservoir, Pump Station and Bulk Supply Pipeline near Nigel, Gauteng	Naidu Consulting Engineers	Project Manager & EAP
Access Road for the Dwarsug Wind Farm, Northern Cape Province	South Africa Mainsteam Renewable Power	Project Manager & EAP

Screening Studies

Project Name & Location	Client Name	Role
Roodepoort Open Space Optimisation Programme (OSOP) Precinct, Gauteng	TIMAC Engineering Projects	Project Manager & EAP
Vegetable Oil Plant and Associated Pipeline, Kwa-Zulu Natal	Wilmar Oils and Fats Africa	Project Manager & EAP

Environmental Compliance, Auditing and ECO

Project Name & Location	Client Name	Role
ECO and bi-monthly auditing for the construction of the Olifants River Water Resources Development Project (ORWRDP) Phase 2A: De Hoop Dam, R555 realignment and housing infrastructure	Department of Water and Sanitation	Project Manager Auditor
ECO for the Rehabilitation of the Blaaupan & Storm Water Channel, Gauteng	Airports Company of South Africa (ACSA)	Project Manager
Due Diligence reporting for the Better Fuel Pyrolysis Facility, Gauteng	Better Fuels	Project Manager
ECO for the Construction of the Water Pipeline from Kendal Power Station to Kendal Pump Station, Mpumalanga	Transnet	Project Manager
ECO for the Replacement of Low-Level Bridge, Demolition and Removal of Artificial Pong, and Reinforcement the Banks of the Crocodile River at the Construction at Walter Sisulu National Botanical Gardens, Gauteng Province	South African National Biodiversity Institute (SANBI)	Project Manager
External Compliance Audit of the Air Emission Licence (AEL) for a depot in Bloemfontein, Free State Province and in Tzaneen, Mpumalanga Province	PetroSA	Project Manager

Environmental Permitting, S53, Water Use Licence (WUL), Waste Management Licence (WML) & Other Applications

Project Name & Location	Client Name	Role
WULA for the Izubulo Private Nature Reserve, Limpopo	Kjell Bismeyer, Jann Bader, Laurence Saad	Project Manager & EAP
WULA for the Masodini Private Game Lode, Limpopo	Masodini Private Game Lodge	Environmental Advisor
WULA for the Ezulwini Private Nature Reserve, Limpopo	Ezulwini Investments	Project Manager & EAP
WULA for the Masodini Private Game Lode, Limpopo	Masodini Private Game Lodge	Project Manager & EAP
WULA for the N10 Realignment at the Ilanga SEF, Northern Cape	Karoshhoek Solar One	Project Manager & EAP
WULA for the Kruisvallei Hydroelectric Power Generation Scheme, Free State	Building Energy	Project Manager & EAP

Project Name & Location	Client Name	Role
S24G and WULA for the Illegal construction of structures within a watercourse on EFF 24 Ruimsig Agricultural Holdings, Gauteng	Sorrer Language Services	Project Manager & EAP

HOUSING AND URBAN PROJECTS

Basic Assessments

Project Name & Location	Client Name	Role
Postmasburg Housing Development, Northern Cape	Transnet	Project Manager & EAP

Compliance Advice and reporting

Project Name & Location	Client Name	Role
Kampi ya Thude at the Olifants West Game Reserve, Limpopo	Nick Elliot	Environmental Advisor
External Compliance Audit of WUL for the Johannesburg Country Club, Gauteng	Johannesburg Country Club	Project Manager

Environmental Compliance, Auditing and ECO

Project Name & Location	Client Name	Role
Due Diligence Audit for the Due Diligence Audit Report, Gauteng	Delta BEC (on behalf of Johannesburg Development Agency (JDA))	Project Manager

ENVIRONMENTAL MANAGEMENT TOOLS

Project Name & Location	Client Name	Role
Development of the 3rd Edition Environmental Implementation Plan (EIP)	Gauteng Department of Agriculture and Rural Development (GDARD)	Project Manager & EAP
Development of Provincial Guidelines on 4x4 routes, Western Cape	Western Cape Department of Environmental Affairs and Development Planning	EAP
Compilation of Construction and Operation EMP for the Braamhoek Transmission Integration Project, Kwazulu-Natal	Eskom Holdings	Project Manager & EAP
Compilation of EMP for the Wholesale Trade of Petroleum Products, Gauteng	Munaca Technologies	Project Manager & EAP
Operational Environmental Management Programme (OEMP) for Medupi Power Station, Limpopo	Eskom Holdings	Project Manager & EAP
Operational Environmental Management Programme (OEMP) for the Dube TradePort Site Wide Precinct	Dube TradePort Corporation	Project Manager & EAP
Operational Environmental Management Programme (OEMP) for the Kusile Power Station, Mpumalanga	Eskom Holdings	Project Manager & EAP
Review of Basic Assessment Process for the Wittekleibosch Wind Monitoring Mast, Eastern Cape	Exxaro Resources	Project Manager & EAP
Revision of the EMP for the Sirius Solar PV	Aurora Power Solutions	Project Manager & EAP

Project Name & Location	Client Name	Role
State of the Environment (SoE) for Emalahleni Local Municipality, Mpumalanga	Simo Consulting on behalf of Emalahleni Local Municipality	Project Manager & EAP
Aspects and Impacts Register for Salberg Concrete Products operations	Salberg Concrete Products	EAP
First State of Waste Report for South Africa	Golder on behalf of the Department of Environmental Affairs	Project Manager & EAP
Responsibilities Matrix and Gap Analysis for the Kruisvallei Hydroelectric Power Generation Scheme, Free State Province	Building Energy	Project Manager
Responsibilities Matrix and Gap Analysis for the Roggeveld Wind Farm, Northern & Western Cape Provinces	Building Energy	Project Manager

PROJECTS OUTSIDE OF SOUTH AFRICA

Project Name & Location	Client Name	Role
Advisory Services for the Zizabona Transmission Project, Zambia, Zimbabwe, Botswana & Namibia	PHD Capital	Advisor
EIA for the Semonkong WEF, Lesotho	MOSCET	Project Manager & EAP
EMP for the Kuvaninga Energia Gas Fired Power Project, Mozambique	ADC (Pty) Ltd	Project Manager & EAP
Environmental Screening Report for the SEF near Thabana Morena, Lesotho	Building Energy	EAP
EPBs for the Kawambwa, Mansa, Mwense and Nchelenge SEFs in Luapula Province, Zambia	Building Energy	Project Manager & EAP
ESG Due Diligence for the Hilton Garden Inn Development in Windhoek, Namibia	Vatange Capital	Project Manager
Mandahill Mall Rooftop PV SEF EPB, Lusaka, Zambia	Building Energy	Project Manager & EAP
Monthly ECO for the PV Power Plant for the Mocuba Power Station	Scatec	Project Manager

CURRICULUM VITAE OF NKHENSANI MASONDO

- Profession :** Senior Environmental Consultant
- Specialisation:** Environmental Management, Environmental Impact Assessments, Report Writing, Project Management, Stakeholder Engagement, Environmental Auditing
- Work Experience:** 6 years in the Environmental Management Consulting Field

VOCATIONAL EXPERIENCE

Nkhensani is an EAPASA Registered Environmental Assessment Practitioner with over 6 years of experience in the environmental field. She holds a BSocSci (Hons) in Environmental Management and Analysis and a BA (Own Choice) specialising in Geography and Archaeology, both from the University of Pretoria (UP). She is currently pursuing her MSc in Environmental Management at the University of South Africa (UNISA).

She has been involved in residential, commercial, institutional, industrial, and mixed-use development within South Africa. She has been involved in mine closure strategies and implementation plans on behalf of Mining partners. Her main responsibilities include compilation of environmental reports, stakeholder engagement, and project management.

SKILLS BASE AND CORE COMPETENCIES

- Environmental Planning
- Compilation of Environmental Impact Assessments, Basic Assessments, Water Use Licenses, NEMA Queries, GPEMF Applications, General Authorisations, Schedule 1 and Existing Lawful Use Applications
- Compilation and Implementation of Environmental Programmes
- Undertaking Environmental Audits for residential, commercial, and industrial developments
- Project Management of various projects
- Review of Specialists reports
- Undertaking Stakeholder Engagements for a variety of projects

EDUCATION AND PROFESSIONAL STATUS

Degrees:

- Master of Science in Environmental Management (current), University of South Africa
- BSocSci (Hons) Environmental Analysis and Management (2014), University of Pretoria
- BA (Own Choice) Specialising in Geography and Archaeology (2013), University of Pretoria

Short Courses:

- Geographical Information Systems Training (ESRI) 2016
- ISO 14001: 2004 Lead Environmental Auditor Training: Environmental Management Systems (SGS) 2015

Professional Society Affiliations:

- Environmental Assessment Practitioners Association of South Africa – Environmental Assessment Practitioner

EMPLOYMENT		
Date	Company	Roles and Responsibilities
01 June 2022 - Current:	Savannah Environmental (Pty) Ltd	<p>Senior Environmental Consultant</p> <p><u>Tasks include:</u></p> <ul style="list-style-type: none"> • Play a lead role in environmental permitting, environmental authorisation applications, and compliance and advice and assurance. • Project management, execute draft, review and/or further develop and manage the delivery of environmental impact assessments (EIA) reports and EMPs in line with the requirements of NEMA and the EIA regulations. • Environmental Permitting (including WULA), environmental authorisation applications and associated stakeholder engagement and public participation. • Manage the delivery of specialist environmental consultants and their reporting, as may be required. Manage any third parties or sub-consultants to which functions have been outsourced. • Project-related GIS mapping. • New business development and the preparation of proposals.
August 2017 – May 2022	LEAP: Landscape Architects and Environmental Planners (Imbrillinx CC)	<p>Environmental Assessment Practitioner</p> <p><u>Task included:</u></p> <ul style="list-style-type: none"> • Compiling Scoping Reports, Integrated Wastewater • Management Plans, Water Use License Applications, General • Authorisations, Schedule 1 Borehole Registrations, Basic • Assessment Reports, Environmental Management Programmes, • Section 24G Applications and Appeals, conducting site inspections. • Compiling Water Quality Monitoring, compiling wetland rehabilitation and management reports. • Stakeholder Engagement. • Project Management • Act as a liaison officer for the company with State Departments.
May 2015 – December 2016	LEAP: Landscape Architects and Environmental Planners (Imbrillinx CC)	<p><i>Environmental Control Officer</i></p> <p><u>Tasks Included</u></p> <ul style="list-style-type: none"> • Formulated and implemented long-range plans for environmental programs.

		<ul style="list-style-type: none"> Performed inspections, groundwater sampling and soil sampling. Performed environmental site assessments and provided remediation recommendations. Inspected sites to ensure adherence to environmental regulations. Training of contractors of appropriate environmental practices. Attending site meetings with contractors. Liaison with state departments. Act as a public participation assistant as and when required.
--	--	---

PROJECT EXPERIENCE

INFRASTRUCTURE DEVELOPMENT PROJECTS (PIPELINES, WATER RESOURCES AND INDUSTRIAL

Basic Assessment and Environmental Programmes

Project	Client Name	Role
Lombardy East Stream Flow Reduction Activities	Johannesburg Road Agency	Project Manager & EAP
The Whisken K54 Road development	Balwin Properties Limited on behalf of Gautrans	Public Participation Assistant

Part 1 Amendment

Project	Client Name	Role
Malibongwe Pipeline	Codevco	Project Manager & EAP

Water Use License Applications and Environmental Programmes

Project	Client Name	Role
Crowthorne Leogem Sewer Pipeline	Leogem Property Projects (Pty) Ltd on behalf of	Project Manager & EAP
Diepsloot Klevebank Sewer pipeline	Eris Property Group (Pty) Limited	Project Manager & EAP
Kyalami Heights X4 Sewer Pipeline	Church of Scientology	Project Manager & EAP
Lombardy East Stream Flow Reduction Activities	Johannesburg Road Agency	Project Manager & EAP

General Authorisation

Project	Client Name	Role
Alinta Extension 4 Stormwater Infrastructure	Balwin Properties	Project Manager & EAP
Celtisdal Stormwater Infrastructure	Cosmopolitan Projects (Tshwane) Pty Ltd	Project Manager and EAP
Erasmus Estate – Road Crossing	Erasmus Estate Trust	EAP
Olivedale Retirement Village Stormwater Infrastructure	Olivedale Retirement Village NPO	EAP
Gem Valley Mixed Use Development Stormwater Culvert	Central Developments (Pty) Ltd	Project Manager & EAP

Environmental Compliance

Project	Client Name	Role
Diepsloot Porcupine Park Avenue	Valumax Northern Farms (Pty) Ltd	ECO

HOUSING AND URBAN PROJECTS

Environmental Impact Assessments and Environmental Management Programmes (EMPr)

Project	Client Name	Role
Dersley Springs Mixed Used Development	Royal Albatross (Pty) Ltd	EAP
Green Valley Residential Development	Balwin Properties Limited	Project Manager & EAP
Irene Ridge Mixed Use Development	M&T Developments	EAP
Onderstepoort Extension 42 Mixed Use Development	Power Developments (Pty) Ltd	EAP
Reigerpark X10 Mixed Use Development	Living Africa (Pty) Ltd	EAP
Sammy Marks Mixed Use Development	Abland	EAP
Swaziland		

Basic Assessments and Environmental Management Programmes

Project	Client Name	Role
Atteridgeville X47 Light Industrial Development	JT Group (Pty) Ltd	Project Manager
Erasmus Estate Mixed Use Development	Erasmus Estate Trust	EAP
Germiston Cemetery	Living Africa (Pty) Ltd	Project Manager & EAP
Homes Haven X24	Central Developments (Pty) Ltd	EAP
Leeuwfontein Shopping Centre	McCormick Property Group	Project Manager & EAP
Lewende Woord Bronkhorstspuit Church and Rehabilitation Centre	Lewende Woord Church and Rehabilitation Centre	EAP
Spes Magte	South African Special Forces	EAP
Waterfall Polofields	Balwin Properties	EAP
Willaway Residential Development	3V Projects	EAP
Waterkloof Marina Retirement Village	Central Development Projects	EAP

Part 2 Amendments

Gem Valley Hauptfleisch	Gem Valley Hauptfleisch (Pty) Ltd	Project Manager & EAP
Greenlee Residential Develop	Balwin Properties Limited	EAP
Heidelberg X25 Mixed Use Development	Mantracare (Pty) Ltd	Project Manager & EAP
The Reid Montessorri School	Balwin Properties	EAP

Part 1 Amendments

Apex X10 Industrial Development	Moolman Group	EAP
Amberfield X47	Central Developments (Pty) Ltd	Project Manager
Clayville X50 and X71 Mixed Use Development	Valumax Midrand (Pty) Ltd	Project Manager & EAP
Klerksoord Mixed Use Development	SafDev (Pty) Ltd	Project Manager & EAP
Mooikloof Mega City	Balwin Properties Limited	EAP
Riverside View X30 – X35	Valumax Northern Farms (Pty) Ltd	Project Manager & EAP

GPEMF

Project	Client Name	Role
Krugerus X9 Residential Development	Moolman Group	Project Manager & EAP
Linbro Park Klulee Residential Development	Balwin Properties Limited	Project Manager & EAP
Theresa Park X66 & X67	Social Housing Regulatory Authority	Project Manager & EAP

NEMA Query

Project	Client Name	Role
Kwa-Mhlanga Crossing	Top Spot (Pty) Ltd	Project Manager & EAP
Waterfall Polofields Show block	Balwin Properties Limited	EAP

24G Rectification Application

Project	Client Name	Role
Dekenah Street	Alrode CC	EAP
Mopane Grootvlei	RuaCon	Project Manager

Water Use License Applications

Project Name	Client Name	Role
Botesdal X15 Light Industrial Development	Open Energy (Pty) Ltd	Project Manager & EAP
Clayville X45 Mixed Use Development	Valumax Midrand (Pty) Ltd	Project Manager & EAP
Ermelo Shopping Centre	Moolman Group	Project Manager & EAP
Gem Valley Hauptfleisch Mixed Use Development	Gem Valley Hauptfließch (Pty) Ltd	Project Manager & EAP
Lewende Woord Bronkhorstspuit Church and Rehabilitation	Lewende Woord Bronkhorstspuit	Project Manager & EAP
Matsamo Mall Shopping Centre	Moolman Group	Project Manager & EAP
Miracle Meadow Water Bottling Facility	Mr Pieter du Randt Pretorius	Project Manager & EAP
Reigerpark Extension 10 and Comet X18 Mixed Use Development	Living Africa 2 (Pty) Ltd	Project Manager & EAP
Norton Park X8 Residential Development	SSI Group	Project Manager & EAP
Onderstepoort X42 Mixed Use Development	Power Developments (Pty) Ltd	Project Manager & EAP
The Whisken	Balwin Properties Limited	Project Manager & EAP
Zwartkop 187 Mixed Use Development	Moolman Group	Project Manager & EAP
Zuurfontein Ptn 221 Residential Development	M&T Developments	Project Manager & EAP

General Authorisations

Project	Client Name	Role
Thokoza Park Recreational Park	City of Ekurhuleni	Project Manager & EAP

Schedule 1 Authorisations

Project	Client Name	Role
Builders Warehouse Midrand	Massmart (Pty) Ltd	Project Manager
Greenlee Borehole Registration	Balwin Properties Limited	Project Manager & EAP
Willway Residential Development	3V projects (Pty) Ltd	Project Manager & EAP

Environmental Auditing

Project	Client Name	Role
Amberfield Estate	Central Developments (Pty) Ltd	Environmental Control Officer
Blue Hills Equestrian Estate	Century Property Development	Environmental Control Officer
Chuma Mall	Eris Property Group	Environmental Control Officer
Diepsloot Ptn 1 Mixed Use Development	Valumax Northern Farms (Pty) Ltd	Environmental Control Officer
Kyalami Hills	Balwin Properties Limited	Environmental Control Officer
Kyalami Ridge Mall	Kyalami Retail Africa	Environmental Control Officer
South Hills Mixed Use Estate	Calgro M3	Environmental Control Officer
Waterfall Estate	Century Property Developments	Environmental Control Officer