

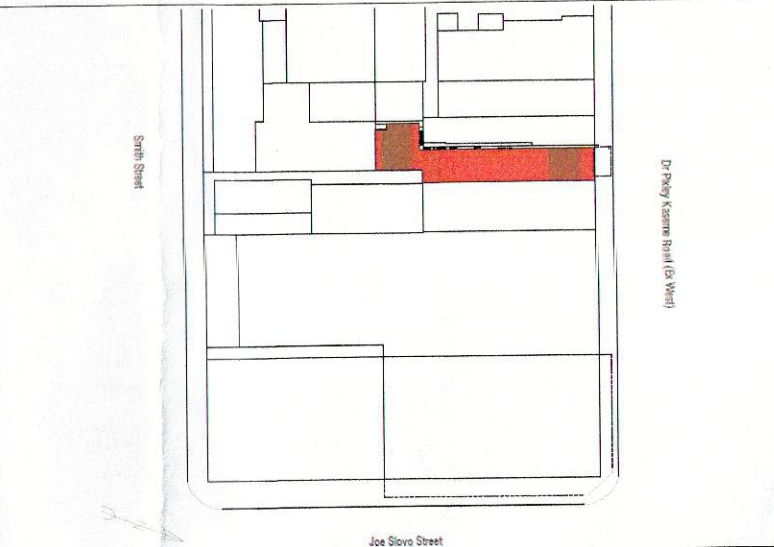
GENERAL FIRE NOTES

- Occupancy classification: F1: >250m<sup>2</sup>  
F2: <250m<sup>2</sup>
- All work to comply with Building Standards Act 103 of 1977 and SANS 10400 Part T - 201
- Width of fire escape route to conform to Part T4.21.
- 1 x 4.5kg portable extinguishers, per 200m<sup>2</sup> or part thereof, to be installed in accordance with SANS 1475-1 // SANS 10105-1 & SANS 1151 & Part T4.37.
- Portable fire extinguishers to be hung on purpose-made boards, as indicated on plan, installed by landlord.
- 1 x 30m hose reels, per 500m<sup>2</sup> or part thereof, to be installed in accordance with SANS 543 & SANS 1475-2 & Part T4.34
- Existing fire services to be extended to new hose reel position/s.
- Escape doors may only be fitted with approved locking devices.
- Photo luminescent escape signs to be provided and to comply with SANS 1186-1 & Part T4.29, installed by landlord.
- Lit emergency escape signage, as required by local authority, installed by landlord.
- Photo luminescent pictorial signs, indicating fire equipment, to be provided and to comply with SANS 1186-1.
- A manually activated audible alarm in accordance with SANS 10139, to be installed.
- Roof void subdivided with non-combustible fire stops into areas not exceeding 300m<sup>2</sup>, with:
  - 13.1 Brick Walls
  - 13.2 Dry Wall Partitioning
  - 13.3 Other (Specify)
- Suspended ceilings and its supporting members shall be of non-combustible material, comply to Part T4.13. MADE OF GYPSUM BOARD.
- Ceiling void subdivided with non-combustible fire stops into areas not exceeding 300m<sup>2</sup>, with:
  - 15.1 Brick Walls
  - 15.2 Dry Wall Partitioning
  - 15.3 Other (Specify)
- The existing sprinkler system will be extended to:
  - 16.1 US of new ceilings
  - 16.2 The new addition
  - 16.3 Other (Specify)
- Floor // Wall coverings to be Part T4.14/15 - Class 3.
- All internal partitioning to be 30mins fire rated as per SANS 10400 Part T4.9.
- Fire detection // emergency evacuation communication system, complying with SANS 10139 & Part T4.31 to be installed.
- Stacking height not to exceed 3m.
- Protection of openings to comply with SANS 10400 Part T section 4.10.

GENERAL NOTES

- HVAC // Sprinkler system is by shopping centre, to comply to Part T4.43.
- All Drywall partitioning & void boxing installation to comply with SANS 10082.
- Mechanical Ventilation to comply with SANS 10400 Part 0, minimum outdoor air requirement 7.5L/s per person.
- All transparent glazed sliding doors to be marked to render it apparent, in compliance with SANS 10400 Part N.
- Power source for emergency lighting to be battery operated.
- All exit routes to be kept clear of any obstructions.
- If the centre in which this shop is located has a central air-conditioning system, this system shall comply with SANS 10400 Part O: Artificial Ventilation
- Should a smoking area be provided, ventilation must comply with the relevant clauses relating to the control of tobacco products.
- All machinery and plant radiating noise on the premises are subject to requirements and acoustic screening measures, per acoustical engineer.

LOCALITY PLAN N.T.S.



1000\_EXISTING FIRE LEGEND - GROUND FLOOR

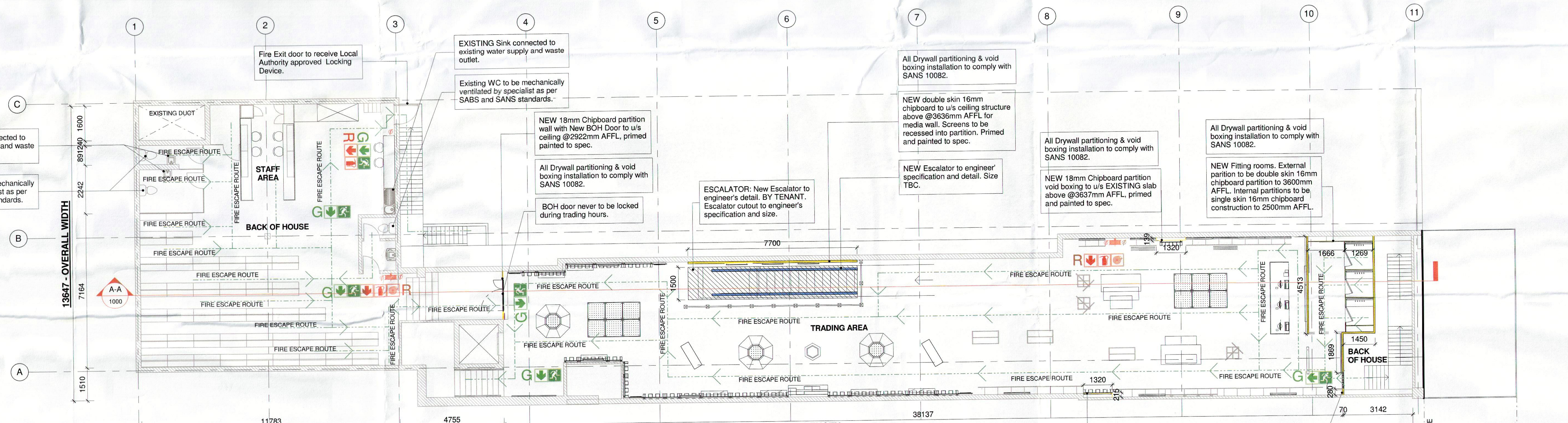
SYMBOL	DESCRIPTION	QTY
Green Arrow	Arrow Green - Fire Escape	6
Red Arrow	Arrow Red - fire fighting equipment	5
Red Box	FHR - 30m Length	2
Green Circle	Fire Extinguisher @ 1200 AFFL	7
Green Sign	Sign to Wall - Direction to Escape Route	6
Red Sign	Sign to Wall - location of fire extinguisher	5
Red Sign	Sign to Wall - location of fire hose reel	2

1000\_EXISTING FIRE LEGEND - FIRST FLOOR

SYMBOL	DESCRIPTION	QTY
Green Arrow	Arrow Green - Fire Escape	6
Red Arrow	Arrow Red - fire fighting equipment	3
Red Box	FHR - 30m Length	2
Green Circle	Fire Extinguisher @ 1200 AFFL	5
Green Sign	Sign to Wall - Direction to Escape Route	6
Red Sign	Sign to Wall - location of fire extinguisher	3
Red Sign	Sign to Wall - location of fire hose reel	2


LAYOUT & FIRE PREVENTION - GROUND FLOOR

SCALE 1:100



LAYOUT & FIRE PREVENTION - FIRST FLOOR

SCALE 1:100




**EXTRA FIRE NOTES**

- FIRE STABILITY TO COMPLY WITH PART T4.7
- PROVISION OF ESCAPE ROUTES TO COMPLY WITH PART T4.10
- EMERGENCY ROUTES TO COMPLY WITH PART T4.19
- PROVISION AND MAINTENANCE OF FIRE FIGHTING EQUIPMENT, INSTALLATIONS AND FIRE PROTECTION SYSTEMS TO COMPLY WITH PART T4.33
- ACCESS FOR FIRE FIGHTING TO COMPLY WITH PART T4.54

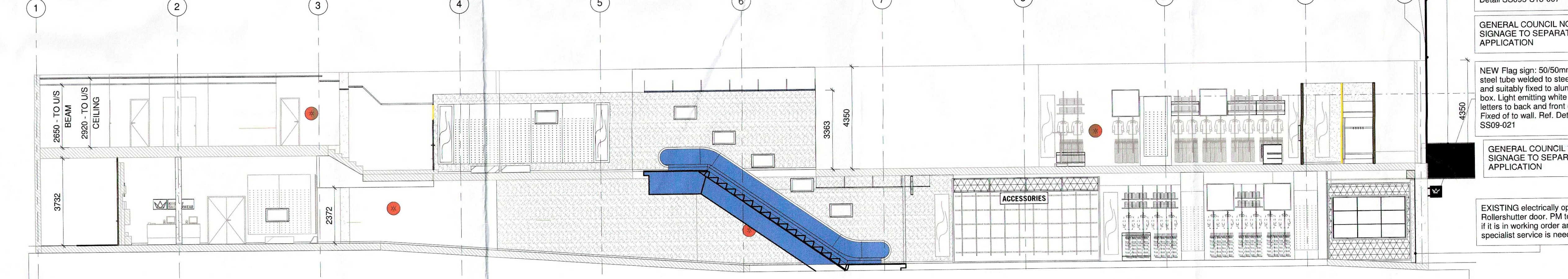
**HEALTH NOTES**

- HABITABLE AREA**
- FRESH AIR TO BE SUPPLIED AT A RATE OF 25L/PERSON. AIR TO BE EVENLY DISTRIBUTED THROUGHOUT ALL HABITABLE AREAS AND THE VELOCITY IS NOT TO EXCEED 0.5m/s.
- KITCHEN**
- FRESH AIR TO BE SUPPLIED AT A RATE OF 17.5L/PERSON (COMMERCIAL). AIR TO BE EVENLY DISTRIBUTED THROUGHOUT THE KITCHENS AND THE VELOCITY IS NOT TO EXCEED 0.5m/s.
- WATER CLOSET**
- AIR IS TO BE EXTRACTED TO EXTERNAL AT A RATE OF 20L/PERSON PER FITMENT (COMMERCIAL / INDUSTRIAL PREMISES).



SHOPFRONT ELEVATION (STREET VIEW)

SCALE 1:50



INTERNAL ELEVATION A-A

SCALE 1:100

INTERNAL ALTERATIONS ONLY

**LANDLORD DETAILS:**  
ZELPY 1172 (pty) LIMITED  
Registration No: 2001/02999707

**sportscene**

DESIGN & PROJECT MANAGEMENT  
**TDC & CO**  
The Design Faculty (Pty) Ltd  
Trading as The Design Company  
52 Marine Drive, Foardean Bland 7405  
Tel (021) 510 3912  
www.designcompany.co.za

**PROJECT: A 393 WEST STREET**

ADDRESS:	SERVICES:
393 DR PINLEY KASEME STR. (FORMERLY WEST STR.) DURBAN	GROUND 77.3 m <sup>2</sup> FIRST 201.3 m <sup>2</sup> TRADING GROUND 364.9 m <sup>2</sup> FIRST 255.2 m <sup>2</sup>
EMP NO:	TOTAL: 898.7 m <sup>2</sup>

**MUNICIPAL APPROVAL FIRE, SHOPFRONT AND ELEVATION PLAN**

PROJ. CODE	PROJECT NO.	DWG. NO.	SHEET	PRINT SIZE
SS095	17500	1000	AD	A0
DATE	SCALE	DESIGNER	DRAWN	CHECKED
22.08.16	As indicated	CK	SN	LK

• ALL DIMENSIONS AND LEVELS ARE TO BE VERIFIED ON SITE BY THE CONTRACTOR BEFORE COMMENCING ANY WORK.  
• DIMENSIONS AND LEVELS ARE TO BE FOLLOWED IN PREFERENCE TO SCAD.  
• ALL DIMENSIONS TO WALLS REFER TO FINISHED PLASTER OPENINGS.  
• ALL VARIATIONS AND DISCREPANCIES ARE TO BE BROUGHT TO THE ATTENTION OF THE DESIGNER BEFORE COMMENCING ANY WORK.  
• THE COPYRIGHT IN THE DRAWINGS, INCLUDING THE DESIGN AND DETAILS SHOWN HEREON IS RESERVED BY THE DESIGN COMPANY.