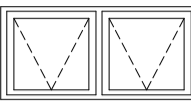
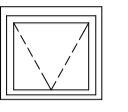
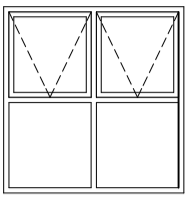
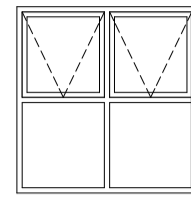
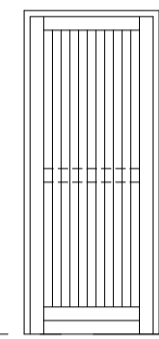
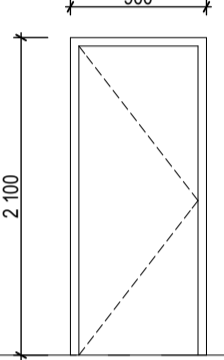
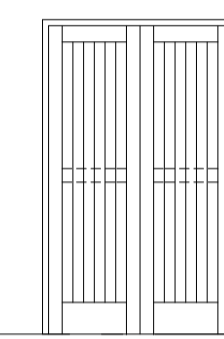

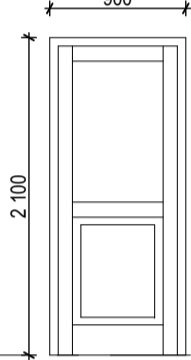
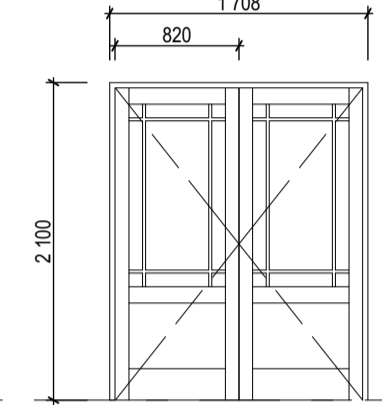
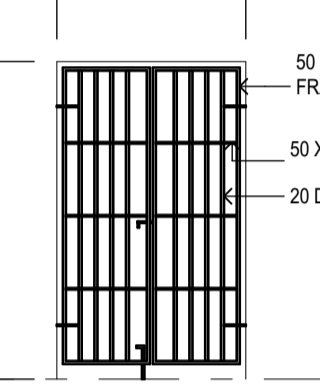
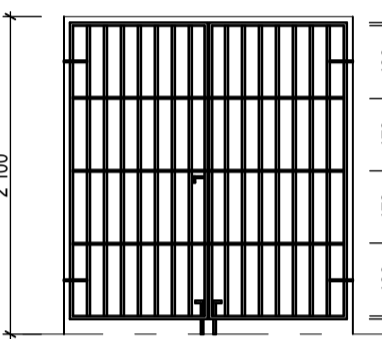
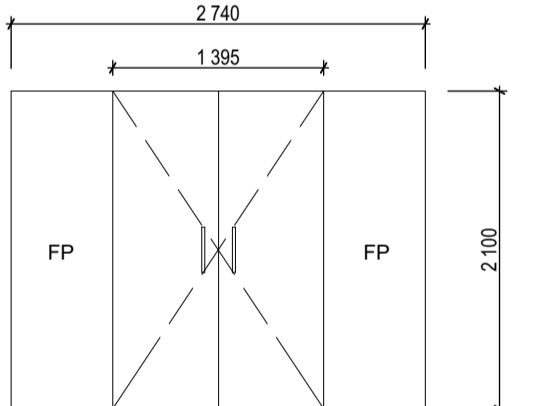
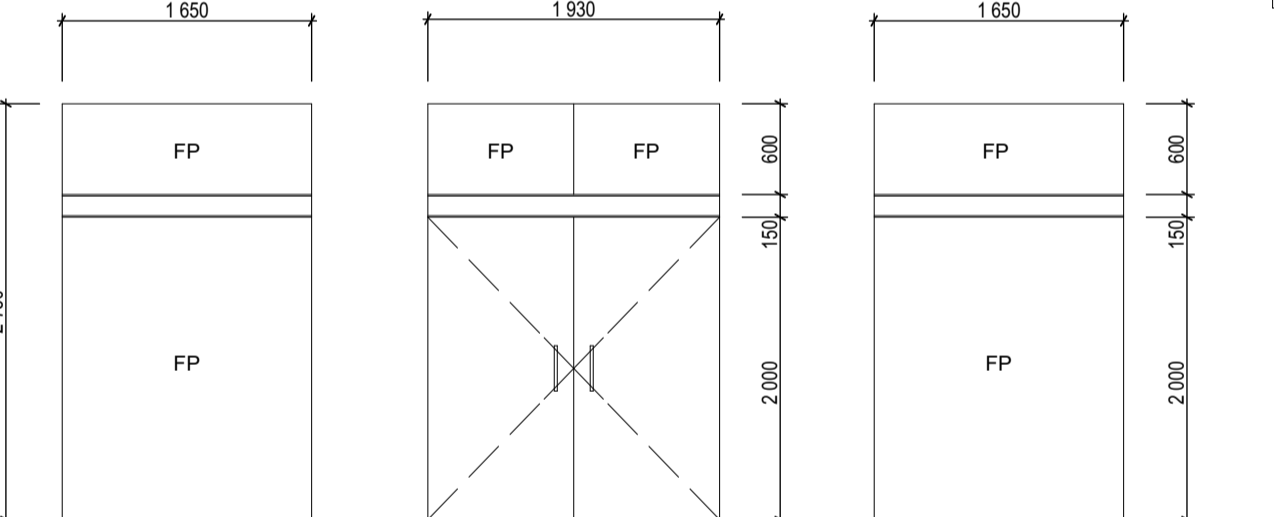
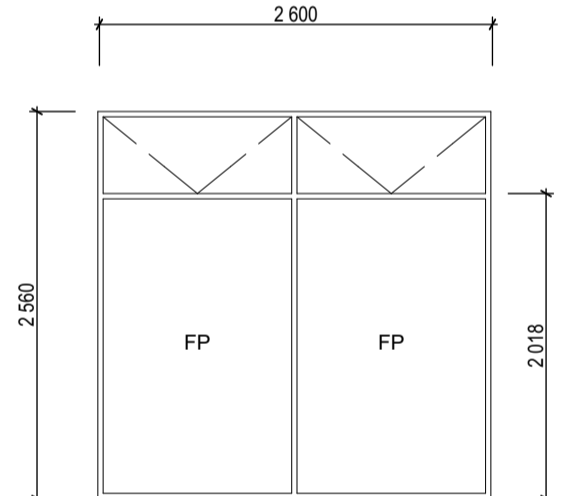
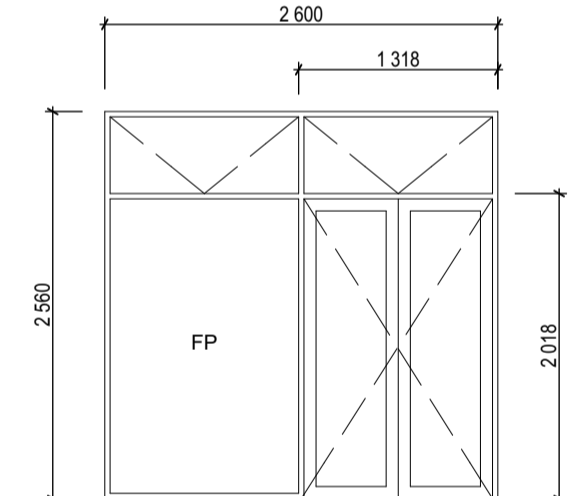
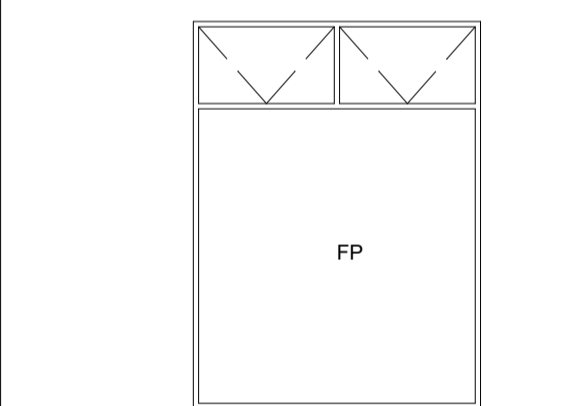
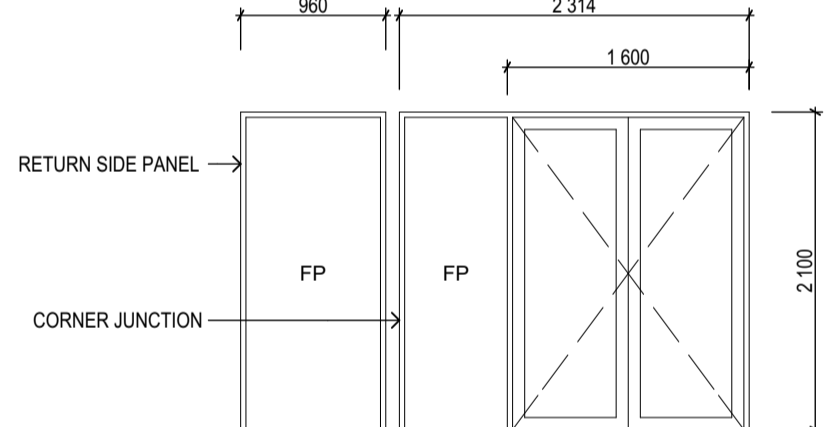
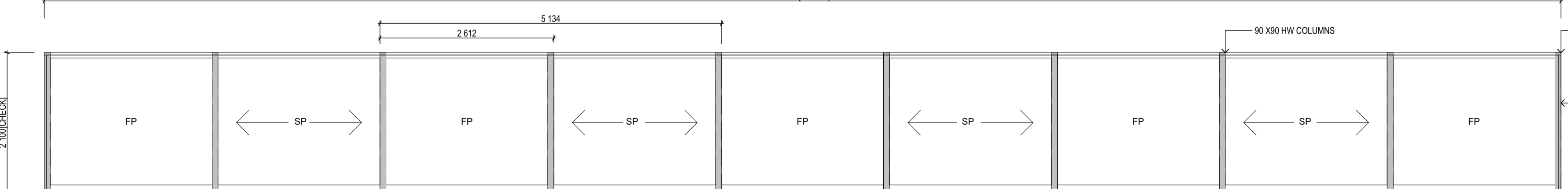


HW AWNING WINDOW WINDOW NO: W-1  FFL	HW AWNING WINDOW WINDOW NO: W-2 W-3 W-6 W-7 W-8  FFL	HW MOCK SASH WINDOW W-13 W-14 W-15 W-16 W-17 W-18 W-19 W-20 W-21 W-22  FFL	HW MOCK SASH WINDOW W-09 W-10 W-11 W-12  FFL
WINDOW LOCATION: GROUND & FIRST FLOOR WINDOW HOLE SIZE: 613 X 1200 CASEMENT / SASH: HW TOP HUNG AWNING IN 2 PANS FURNITURE: HINGES-3 POINT S/STEEL FRICTION LATCH-S/STEEL GLAZING: 4.34 CLEAR FINISHES: 1 UNDER COAT & 3 FINISHING COATS GLOSS ENAMEL	WINDOW LOCATION: GROUND & FIRST FLOOR WINDOW HOLE SIZE: 613 X 670 CASEMENT / SASH: HW TOP HUNG AWNING FURNITURE: HINGES-3 POINT S/STEEL FRICTION LATCH-S/STEEL GLAZING: 4.34 CLEAR FINISHES: 1 UNDER COAT & 3 FINISHING COATS GLOSS ENAMEL	WINDOW LOCATION: FIRST FLOOR- OFFICE NO.04 WINDOW HOLE SIZE: 1190 X 1230 CASEMENT / SASH: ALUM. DOUBLE CASEMENT FURNITURE: HINGES-6 POINT S/STEEL FRICTION LATCH-S/STEEL GLAZING: 4.34 CLEAR FINISHES: 1 UNDER COAT & 3 FINISHING COATS GLOSS ENAMEL	WINDOW LOCATION: FIRST FLOOR- OFFICE NO.05 WINDOW HOLE SIZE: 1200 X 1230 CASEMENT / SASH: HW TOP HUNG MOCK SASH FURNITURE: HINGES-6 POINT S/STEEL FRICTION LATCH-S/STEEL GLAZING: 4.34 CLEAR FINISHES: 1 UNDER COAT & 3 FINISHING COATS GLOSS ENAMEL

Notes:
1. DO NOT SCALE THIS DRAWING
2. WORK IN FIGURED DIMENSIONS ONLY.
3. ANY DISCREPANCIES ON THIS DRAWING TO BE BROUGHT TO THE ARCHITECTS/ ENGINEERS ATTENTION PRIOR TO IMPLEMENTATION OF ANY WORK.
4. ALL CONSTRUCTION WORK TO BE IN COMPLIANCE WITH NATIONAL BUILDING REGULATIONS SABS 0400
5. THE COPYRIGHT OF THIS DRAWING REST WITH HUIZINGA ARCHITECTS.

HW FRAMED LEDGED & BATERED DOOR NO: D-1 D-2 D-3  FFL	SEMI SOLID FLUSH PANEL DOOR NO: D-5 D-7 D-10 D-11 D-14  FFL	HW FRAMED LEDGED & BATERED DOUBLE DOOR NO: D-6  FFL	HW DOUBLE WITH ROUND FAN LIGHT DOOR NO: D-8  FFL	HW FRAMED LEDGED & INFIL PANEL DOOR NO: D-9 D-12 D-13  FFL	HW FULLY GLAZED WITH SIDE LIGHT DOOR NO: D-4  FFL	WROUGHT IORN D/SWING SECURITY GATE GATE NO: G-1  FFL	WROUGHT IORN SECURITY GATE GATE NO: G-2  FFL
GROUND FLOOR - TOILETS, RENTABLE SPACE DOOR HOLE SIZE: 800 X 2100 DESCRIPTION: HW STD FRAMED & LEDGED & BATERED FAN LIGHT: NA DOOR FRAME: HW 95 x 45 REBATED TIMBER FRAME HINGE-1 PAIR 100 X 75 S/STEEL BUTT LOCKSET-2 LEVER S/STEEL LOCKSET HANDLE- STAINLESS STEEL ESCHUTEONS-1 SET TO MATCH HANDLES STYLE TILET DOOR TO RECIEVE SIGNAGE & COAT HOOKS GLAZING: NA FINISHES: 1 UNDER COAT & 3 FINISHING COATS GLOSS ENAMEL	GROUND & FIRST FLOOR - SHOP 7, OFFICE 4 & 5 DOOR HOLE SIZE: 800 X 2100 DESCRIPTION: HW SEMI SOLID FLUSH PANEL FAN LIGHT: NA DOOR FRAME: HW 95 x 45 REBATED TIMBER FRAME HINGE-1 PAIR 100 X 75 S/STEEL BUTT LOCKSET-2 LEVER S/STEEL LOCKSET HANDLE- STAINLESS STEEL ESCHUTEONS-1 SET TO MATCH HANDLES STYLE TILET DOOR TO RECIEVE SIGNAGE & COAT HOOKS GLAZING: NA FINISHES: 1 UNDER COAT & 3 FINISHING COATS GLOSS ENAMEL	GROUND FLOOR DOOR HOLE SIZE: 1290 X 2100 DESCRIPTION: HW STD FRAMED & LEDGED & BATERED DOUBLE FAN LIGHT: NA DOOR FRAME: HW 95 x 45 REBATED TIMBER FRAME HINGE-2 PAIR 100 X 75 S/STEEL BUTT LOCKSET-3 LEVER S/STEEL LOCKSET HANDLE- STAINLESS STEEL ESCHUTEONS-1 SET TO MATCH HANDLES STYLE FURNITURE: NA GLAZING: NA FINISHES: 1 UNDER COAT & 3 FINISHING COATS GLOSS ENAMEL	FIRST FLOOR- OFFICE 04 DOOR HOLE SIZE: 1580 X 2850 DESCRIPTION: HW DOUBLE GALZED & HALF ROUND FAN LIGHT FAN LIGHT: NA DOOR FRAME: HW 140 x 45 REBATED TIMBER FRAME HINGE-2 PAIR 100 X 75 S/STEEL BUTT LOCKSET-3 LEVER S/STEEL LOCKSET HANDLE- STAINLESS STEEL ESCHUTEONS-1 SET TO MATCH HANDLES STYLE FURNITURE: NA GLAZING: 4.34 CLEAR FINISHES: 1 UNDER COAT & 3 FINISHING COATS GLOSS ENAMEL	FIRST FLOOR- OFFICE 04 & OFFICE 05 DOOR HOLE SIZE: 800 X 210 DESCRIPTION: HW FRAMED LEDGED & FIELDED FAN LIGHT: NA DOOR FRAME: HW 140 x 45 REBATED TIMBER FRAME HINGE-1 PAIR 100 X 75 S/STEEL BUTT LOCKSET-2 LEVER S/STEEL LOCKSET HANDLE- STAINLESS STEEL ESCHUTEONS-1 SET TO MATCH HANDLES STYLE FURNITURE: NA GLAZING: NA FINISHES: 1 UNDER COAT & 3 FINISHING COATS GLOSS ENAMEL	GROUND FLOOR- SHOP 07 DOOR HOLE SIZE: 1708 X 2100 DESCRIPTION: HW FULLY GLAZED DOUBLE DOOR FAN LIGHT: NA DOOR FRAME: HW 140 x 45 REBATED TIMBER FRAME HINGE-2 PAIRS 100 X 75 S/STEEL BUTT LOCKSET-2 LEVER S/STEEL LOCKSET HANDLE- STAINLESS STEEL ESCHUTEONS-1 SET TO MATCH HANDLES STYLE FURNITURE: NA GLAZING: NA FINISHES: 1 UNDER COAT & 3 FINISHING COATS GLOSS ENAMEL	GROUND FLOOR- LETTABLE STORE DOOR HOLE SIZE: 1250 X 2100 DESCRIPTION: WROUGH IORN GAL SECURITY GATE IN 2 EQ. LEAVES FAN LIGHT: NA DOOR FRAME: NA HINGE-2 PAIRS PIN HINGES SET INTO MASONRY WALL DEAD BOLT-2 SLIDING DROP BOLT & 1 SLIDING LOCK BOLT FURNITURE: NA GLAZING: NA FINISHES: 1 UNDER COAT & 3 FINISHING COATS GLOSS ENAMEL	GROUND FLOOR- LETTABLE STORE DOOR HOLE SIZE: 1911 X 2100 DESCRIPTION: WROUGH IORN GAL SECURITY GATE IN 2 EQ. LEAVES FAN LIGHT: NA DOOR FRAME: NA HINGE-2 PAIRS PIN HINGES SET INTO MASONRY WALL DEAD BOLT-2 SLIDING DROP BOLT & 1 SLIDING LOCK BOLT FURNITURE: NA GLAZING: NA FINISHES: 1 UNDER COAT & 3 FINISHING COATS GLOSS ENAMEL

FRAMELESS GLAZED DOUBLE DOOR & SIDE LIGHTS DOOR NO: S-1  FFL	FRAMELESS GLAZED DOOR & SIDE LIGHTS DOOR NO: S-2 S-3 S-4  FFL	ALUM. FULLY GLAZED SHOP FRONT DOOR NO: S-5  FFL	ALUM. FULLY GLAZED SHOP FRONT & DOOR DOOR NO: S-6  FFL	ALUM. FULLY GLAZED SHOP FRONT DOOR NO: S-7 S-8  FFL	ALUM. FULLY GLAZED SHOP FRONT DOOR NO: S-7 S-8  FFL
LOCATION: GROUND FLOOR DOOR HOLE SIZE: 2750 X 2100 DESCRIPTION: FRAMELESS GLAZED DOUBLE DOOR & FIXED SIDE LIGHTS FAN LIGHT: NA DOOR FRAME: NA IRONMONGERY: HINGE -DORMA OR EQ.PATCH HINGE FLOOR MOUNT SET LOCKSET-DORMA OR EQ. PATCH WITH CYL. LOCKSET HANDLE- 2 PAIRS 300 X 300 DOUBLE SIDED PULL FURNITURE: NA GLAZING: 10 CLEAR ARMOUR PLATE TO AAMSA SPEC FINISHES: NA	LOCATION: GROUND FLOOR-LETTABLE STORE DOOR HOLE SIZE: 2750 X 1650 DESCRIPTION: FRAMELESS GLAZED FIXED LIGHT FAN LIGHT: NA DOOR FRAME: NA IRONMONGERY: NA FURNITURE: NA GLAZING: 10 CLEAR ARMOUR PLATE TO AAMSA SPEC FINISHES: NA	LOCATION: GROUND FLOOR-LETTABLE STORE DOOR HOLE SIZE: 2750 X 1930 DESCRIPTION: FRAMELESS GLAZED DOUBLE DOOR FAN LIGHT: NA DOOR FRAME: NA IRONMONGERY: NA FURNITURE: NA GLAZING: 10 CLEAR ARMOUR PLATE TO AAMSA SPEC FINISHES: NA	LOCATION: GROUND FLOOR- SHOP 07 DOOR HOLE SIZE: 2600 X 2560 DESCRIPTION: ALUM. FULLY GLAZED, WITH OPENING TOP LIGHT FAN LIGHT: AWNING TOP HUNG AS SHOWN DOOR FRAME: ALUM. IRONMONGERY: NA FURNITURE: NA GLAZING: 8 CLEAR ARMOUR PLATE TO AAMSA SPEC FINISHES: 80 MICRON POWDER COATE, COLOUR WHITE	LOCATION: GROUND FLOOR- SHOP 07 DOOR HOLE SIZE: 2600 X 2560 DESCRIPTION: ALUM. FULLY GLAZED, WITH OPENING TOP LIGHT FAN LIGHT: AWNING TOP HUNG AS SHOWN DOOR FRAME: ALUM. IRONMONGERY: HINGES- 2 PAIRS ALUM. RECESSED BUTT LOCKSET- CYLINDER HANDLE- 2 PAIRS 300 X 300 DOUBLE SIDED PULL DROP BOLTS- 2 RECESSED PULL TYPE FURNITURE: NA GLAZING: 8 CLEAR ARMOUR PLATE TO AAMSA SPEC FINISHES: 80 MICRON POWDER COATE, COLOUR WHITE	LOCATION: GROUND FLOOR- SHOP 07 DOOR HOLE SIZE: 2600 X 2560 DESCRIPTION: ALUM. FULLY GLAZED, WITH OPENING TOP LIGHT FAN LIGHT: AWNING TOP HUNG AS SHOWN DOOR FRAME: ALUM. IRONMONGERY: NA FURNITURE: NA GLAZING: 8 CLEAR ARMOUR PLATE TO AAMSA SPEC FINISHES: 80 MICRON POWDER COATE, COLOUR WHITE

FRAMELESS GLAZED DOUBLE DOOR & SIDE LIGHTS DOOR NO: S-1  FFL
LOCATION: FIRST FLOOR DOOR HOLE SIZE: 22787 X 2100 DESCRIPTION: ALUM. FULLY GLAZED SLIDING DOORS IN 8 PANELS. 4 FIXED 4 SLIDING. FAN LIGHT: NA DOOR FRAME: ALUM. DOUBLE TRACK IRONMONGERY: DOOR GEAR- HILLDALDAM ROLLER GEAR LOCKSET-CLAW LATCH WITH INSIDE TURN KNOB HANDLE- RECESSED TO MATCH FRAME COLOUR. FURNITURE: NA GLAZING: 10 CLEAR ARMOUR PLATE TO AAMSA SPEC FINISHES: POWDER COATED, COLOUR BROWN

Revision	Date	Description
A	08 NOV 2013	- Revised doors & numbers - Revised windows & numbers

SACA Reg: 5263
HUIZINGA ARCHITECTS
DU PAND HUIZINGA DESIGN & MANIP. CC
59 KEMBERS ROAD BELLARY, P.O. BOX 92011 MUGSBAY
TEL: 031 489049 FAX: 086 6135558
E-MAIL: HUIZINGA@COM.CO.ZA

Client: **Maingate Buildings Pty Ltd**
Project: **The Main Gate Building - Restoration & Renovations**
Address: **162-170 Mahatma Gandhi Road Durban**
Card des: **Rem & Ptn 1 of Lot 10063 Durban**
Rate no: **58095**
Tel No: **082 928 7624 or 031 303 9294**

Title: **Submission Door & Window Schedule**
Drawn By: **E. Huizinga**
Date: **2014/01/22** Scale: **1:50**
Project: **MGATE SUB-05** Revision: **A**