



Scatec Solar
Improving our future™

EIA REPORT



PART B

EMP

Scoping and Environmental Impact Assessment

for the Proposed Development of a
75 MW Solar Photovoltaic Facility
(KENHARDT PV 2) on the remaining
extent of Onder Rugzeer Farm 168,
north-east of Kenhardt, Northern
Cape Province

CSIR

our future through science

contents

| | | |
|-----------|--|-----------|
| 1 | INTRODUCTION | 3 |
| 1.1 | PROJECT DESCRIPTION | 3 |
| 1.2 | AUTHORS OF THE EMPr | 7 |
| 1.3 | IMPACTS IDENTIFIED DURING THE EIA PROCESS | 8 |
| 2 | APPROACH TO PREPARING THE EMPr | 11 |
| 2.1 | COMPLIANCE WITH RELEVANT LEGISLATION | 11 |
| 2.2 | COMPLIANCE WITH DEA REQUIREMENTS | 14 |
| 2.3 | CONTENTS OF THE EMPr | 16 |
| 2.4 | GOAL FOR ENVIRONMENTAL MANAGEMENT | 16 |
| 3 | ROLES AND RESPONSIBILITIES | 17 |
| 3.1 | PROJECT DEVELOPER | 17 |
| 3.2 | ENVIRONMENTAL CONTROL OFFICER | 17 |
| 3.3 | LEAD CONTRACTOR | 18 |
| 3.4 | FACILITY MANAGER | 18 |
| 4 | ALIEN INVASIVE VEGETATION MANAGEMENT PLAN | 19 |
| 5 | PLANT RESCUE AND PROTECTION PLAN INCLUDING RE-VEGETATION AND HABITAT REHABILITATION PLAN (INCLUDING FAUNA AND AVIFAUNA) | 23 |
| 6 | OPEN SPACE MANAGEMENT PLAN | 33 |
| 7 | TRAFFIC MANAGEMENT PLAN INCLUDING TRANSPORTATION PLAN | 36 |
| 8 | STORM WATER MANAGEMENT PLAN | 42 |
| 9 | EROSION MANAGEMENT PLAN | 47 |
| 10 | HAZARDOUS SUBSTANCES LEAKAGE OR SPILLAGE MONITORING SYSTEM | 50 |
| 11 | ENVIRONMENTAL AWARENESS AND FIRE MANAGEMENT PLAN | 56 |
| 12 | SPECIFIC PROJECT RELATED ENVIRONMENTAL IMPACTS | 62 |
| 13 | APPENDIX A - SITE LAYOUT MAP | 92 |
| 14 | APPENDIX B - ENVIRONMENTAL SENSITIVITY MAP | 95 |
| 15 | APPENDIX C - COMBINED LAYOUT AND SENSITIVITY MAP | 98 |

tables

| | |
|--|----|
| Table 1: The EIA Management Team | 8 |
| Table 2: Impacts Identified in the EIA | 9 |
| Table 3: Compliance with Section 24N of NEMA | 11 |
| Table 4: Compliance with Appendix 4 of the 2014 NEMA EIA Regulations | 13 |
| Table 5: DEA Requirements for the EMPr | 14 |

figures

| | |
|---|---|
| Figure 1: Locality of the three proposed 75 MW PV Facilities and Electrical Infrastructure Corridor | 4 |
|---|---|

1 INTRODUCTION

This Environmental Management Programme (EMPr) is prepared as part of the requirements of the National Environmental Management Act (Act 107 of 1998, as amended) (NEMA) Environmental Impact Assessment (EIA) Regulations promulgated in Government Gazette 38282 and Government Notice (GN) R982, R983, R984 and R985 on 8 December 2014. This EMPr is being submitted to the National Department of Environmental Affairs (DEA) as part of the Application for Environmental Authorisation (EA) for the proposed construction of a 75 Megawatt (MW) Solar Photovoltaic (PV) power generation facility and associated infrastructure on the remaining extent of Onder Rugzeer Farm 168, approximately 80 km south of Upington and 20-30 km north-east of Kenhardt within the !Kheis Local Municipality, Northern Cape Province (Figure 1). The proposed project is referred to as Kenhardt PV 2 and has been assigned the following DEA Reference Number: 14/12/16/3/3/2/838. The Project Applicant for this proposed 75 MW solar PV project is Scatec Solar SA 350 (PTY) Ltd (hereinafter referred to as Scatec Solar).

Scatec Solar intend to construct two other 75 MW Solar PV facilities adjacent to the Kenhardt PV 2 facility, on the remaining extent of Onder Rugzeer Farm 168. Separate full Scoping and EIA Processes are being undertaken for these proposed Solar PV facilities referred to as Kenhardt PV 1 (DEA Reference Number: 14/12/16/3/3/2/837) and Kenhardt PV 3 (DEA Reference Number: 14/12/16/3/3/2/836). A separate Basic Assessment Process was undertaken for the development of the associated electrical infrastructure and transmission lines (to be constructed within an electrical corridor) that are required to connect the proposed PV facilities to the national grid via the Eskom Nieuwehoop Substation. Figure 1 shows the overall locality of the three proposed 75 MW Solar PV facility projects and the electrical infrastructure corridor (within which the transmission lines and electrical infrastructure will be constructed to support each Solar PV project).

This EMPr is being made available to Interested and Affected Parties (I&APs), stakeholders and Organs of State, as part of the EIA Report, for a 30-day review period. Comments received from stakeholders during this aforementioned review period will be incorporated into the EMPr, where applicable. Following the incorporation of comments from I&APs, stakeholders and Organs of State, this EMPr is intended as a “living” document and should continue to be updated regularly, as needed.

1.1 PROJECT DESCRIPTION

The proposed project will make use of PV solar technology to generate electricity from the sun's energy. The Applicant is proposing to develop a facility with a possible maximum installed capacity of 100 MW Direct Current (DC) which produces 75 MW Alternating Current (AC) of electricity from PV solar energy. Once a Power Purchase Agreement (PPA) is awarded, the proposed facility will generate electricity for a minimum period of 20 years. The Eskom Nieuwehoop Substation (which is currently being constructed and is located approximately 3 km from the project site) will be used to connect the proposed PV facility to the national grid. An EA for the construction of the Eskom Nieuwehoop Substation was granted to Eskom Holdings SOC Limited on 21 February 2011 by the DEA (Reference Number: 12/12/20/1166). In

addition, an EA (DEA Reference Number: 12/12/20/2606; NEAS Reference Number: DEA/EIA/0000785/2011), dated 14 February 2014, was also granted to Eskom Holdings SOC Limited to construct transformer feedback bays, transformers, busbars and 132 kV feeder bays and associated lines within the existing development footprint of the Nieuwehoop Substation.

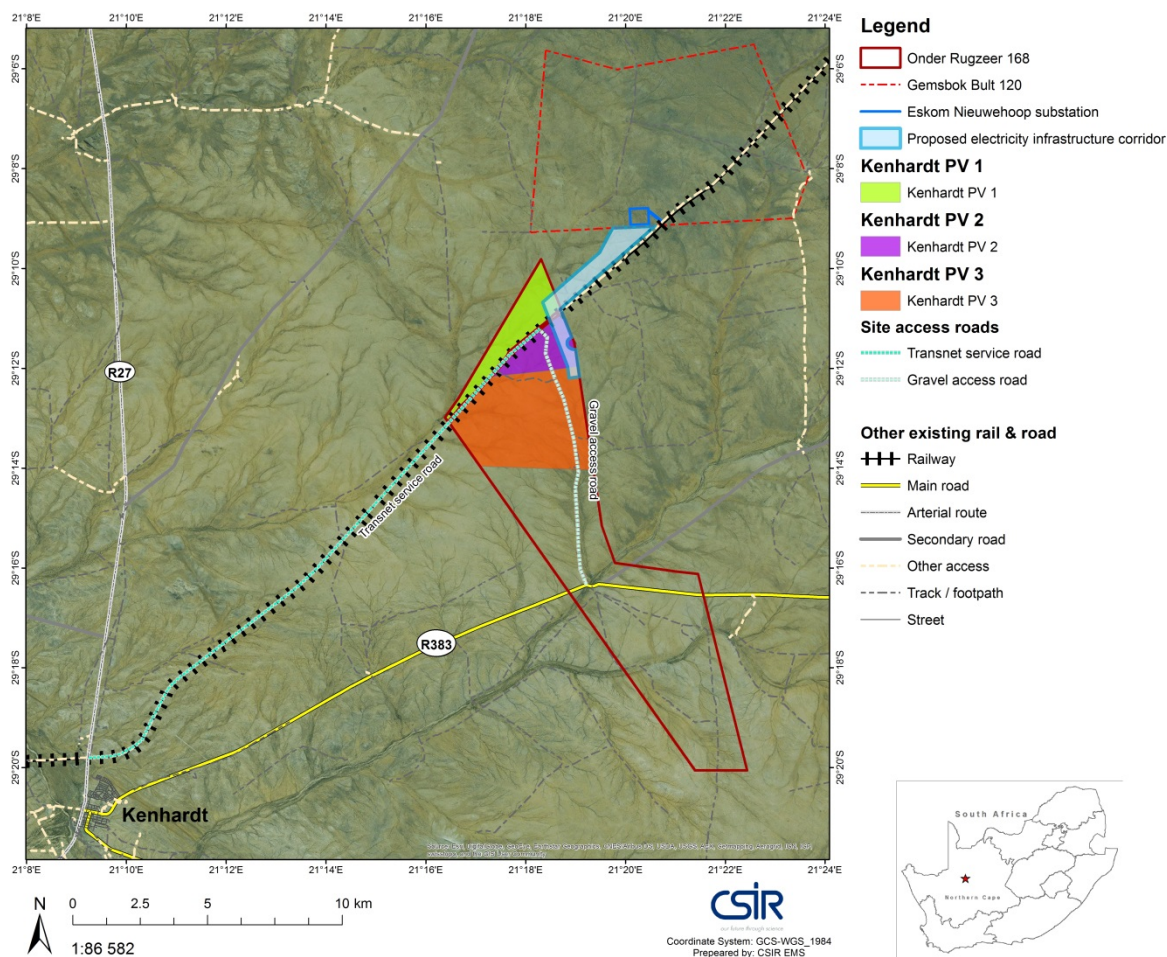


Figure 1: Locality of the three proposed 75 MW PV Facilities and Electrical Infrastructure Corridor

The preferred site for the proposed Kenhardt PV 2 project includes approximately 315 ha of land (as shown in Figure 1), which was reduced from 540 ha since the release of the Scoping Report (based on design progression). However the proposed solar facility and associated infrastructure requires a development area of approximately 254 ha only. The Scoping Report noted that the area for the PV 2 facility was estimated to be 250 ha; however this needed to be increased to 254 ha in order to account for the sensitivities identified by the specialists during the EIA Phase, as discussed in Chapter 16 of the EIA Report. The larger 315 ha area was considered and assessed by the specialists in order to ensure that any development constraints or environmental sensitivities can be avoided in the final siting and location of the proposed facility. Based on the findings of the specialist studies, an environmental sensitivity map has been produced (and included in Chapter 16 of the EIA Report and Appendix B of this EMPr). This map shows the sensitivities on site (terrestrial, aquatic, and sensitive heritage features) within the larger 315 ha buildable area that was identified. Specifically, a dolerite koppie, a single likely grave, two sites of archaeological scatter, minor and major drainage lines and a single specimen of *Aloe dichotoma* were found by the specialists. No other sites were deemed sensitive by the specialists. Based on this map, the preferred location for the 254 ha Kenhardt

PV 2 facility, also known as the Development Envelope, avoids the sensitive features that were identified by the specialists (where possible) within the original 315 ha buildable area. Based on the boundaries of the Development Envelope and the constraints of the environmental sensitivities, a site layout has also been preliminarily determined for this project (Appendix A of this EMPr). It is important to note that should the layout change subsequent to the issuing of an EA (should such authorisation be granted), any alternative layout or revisions to the layout occurring **within the boundaries of the Development Envelope** would not be regarded as a change to the scope of work or the findings of the impact assessments undertaken during the EIA Phase. This is based on the understanding that the specialists have assessed the larger area and have identified sensitivities, which have been avoided in the siting of the proposed infrastructure. The Development Envelope is considered to be a “box” in which the project components can be constructed at whichever location without requiring an additional assessment or change in impact significance. Any changes to the layout **within the boundaries of the Development Envelope** following the issuing of the EA (should it be granted) will therefore be considered to be non-substantive.

Appendix B of this EMPr includes an environmental sensitivity map which indicates the environmental sensitive areas and features identified during the EIA Process (as described above). Appendix C of this EMPr includes a map combining the site layout and the environmental sensitivity map.

The proposed **Kenhardt PV 2** project will consist of the following main components:

- **Solar Field**
 - Solar Arrays:
 - PV Modules;
 - Single Axis Tracking structures (aligned north-south), Fixed Axis Tracking (aligned east-west), Dual Axis Tracking (aligned east-west and north-south) or Fixed Tilt Mounting Structure;
 - Solar module mounting structures comprised of galvanised steel and aluminium; and
 - Foundations which will likely be drilled and concreted into the ground.
 - Building Infrastructure:
 - Offices;
 - Operational and maintenance control centre;
 - Warehouse/workshop;
 - Ablution facilities;
 - Converter station;
 - On-site substation building; and
 - Guard House.
- **Associated Infrastructure**
 - Overhead transmission line (which is the subject of a separate Basic Assessment Process, referred to as Kenhardt PV 2 - Transmission Line);
 - Associated electrical infrastructure at the Eskom Nieuwehoop Substation (including but not limited to an additional feeder bay(s), Busbar(s), transformer bay and extension to the platform at the substation (which is the subject of a separate Basic Assessment Process, referred to as Kenhardt PV 2 - Transmission Line);

- On-site substation;
- 33 kV internal transmission lines/underground cables;
- Underground low voltage cables or cable trays;
- Access roads;
- Internal gravel roads;
- Fencing;
- Panel maintenance and cleaning area;
- Stormwater channels; and
- Temporary work area during the construction phase (i.e. laydown area).

The proposed project can be divided into the following three main phases:

- Construction Phase;
- Operational Phase; and
- Decommissioning Phase.

Activities will be undertaken during each phase which may cause an environmental impact. These activities have therefore been considered by the appointed specialists, and considered during the EIA and management and mitigation measures required to address all the impacts included within this EMPr. The construction phase will take place subsequent to the issuing of an EA from the DEA and a successful BID in terms of the REIPPPP (i.e. the issuing of a PPA from the DOE). The construction phase is expected to extend 14 months (however the construction period is subject to the final requirements of Eskom and the REIPPPP Request for Proposal provisions at that point in time). The proposed Kenhardt PV 2 project is expected to become operational by 2018.

The main activities that will form part of the construction phase are:

- Transportation of personnel, construction material and equipment to the site, and personnel away from the site;
- Construction of the site camp and laydown areas, as well as dedicated access routes from the laydown areas to the working areas;
- Vegetation clearing in the areas required for building infrastructure and brush cutting in the solar field area where the panels will be installed;
- Excavations for infrastructure and associated infrastructure;
- Establishment of a laydown area for equipment;
- Construction of internal access roads, where required;
- Stockpiling of soil and cleared vegetation; and
- Construction of the solar field (consisting of the solar arrays and buildings) and additional infrastructure.

The following main activities will occur during the operational phase:

- Generation of 75 MW of electricity to add to the national grid; and
- Maintenance of the solar facility, including washing of panels.

The projected operations are expected to provide several services and added economic spin offs. The solar facility is expected to generate electricity for a minimum period of 20 years.

Should it be decided not to extend the operational lifespan of the project beyond 20 years, the project will be decommissioned. The main aim of decommissioning is to return the land to its original, pre-construction condition. Should the unlikely need for decommissioning arise (i.e. if the facility becomes outdated or the land needs to be used for other purposes), the decommissioning procedure will involve removing the solar panels and associated infrastructures, and covering the concrete footings with soil to a depth sufficient for the re-growth of natural vegetation. Whether all components of the solar facility will be removed still needs to be agreed upon with the landowner (some components may be useful for the landowner and therefore it could be decided that those remain on site). Any other supporting infrastructure no longer in use will be removed from the site and either disposed of at a registered disposal facility or recycled if possible.

It should be noted that a detailed project description (based on the conceptual design) is provided in Chapter 2 of the EIA Report.

1.2 AUTHORS OF THE EMPr

This EMPr has been compiled by the Environmental Assessment Practitioners (Paul Lochner, Surina Laurie and Rohaida Abed) and the various specialists on the team (as indicated in Table 1). The details and expertise of the Environmental Assessment Practitioners and the specialists are provided in Appendix A of the EIA Report.

Paul Lochner has more than 20 years of experience in environmental assessment and management studies, primarily in the leadership and integration functions. This has included Strategic Environmental Assessments (SEA), EIAs and Environmental Management Plans. In July 2003, he obtained certification as a registered EAP with the Interim Certification Board for EAPs of South Africa (EAPSA). Paul has extensive experience in conducting environmental assessment and management processes throughout South Africa.

Surina Laurie has a Masters degree in Environmental Management and more than 5 years of experience in environmental assessment and management. She has experience in undertaking Basic Assessments and Scoping and EIAs for various sectors, including renewable energy, industry and tourism. She is a registered Professional Natural Scientist (Registration Number: 400033/15) with the South African Council for Natural Scientific Professions (SACNASP). Rohaida Abed has a Masters degree in Environmental Science and is a registered Professional Natural Scientist (Registration Number: 400247/14) with the SACNASP. She has experience in conducting Basic Assessments and Scoping and EIAs for various sectors, including Port infrastructure and Bulk Liquid Storage facilities, and has been involved in various transport infrastructure related projects as an Environmental Control Officer.

Table 1: The EIA Management Team

| NAME | ORGANISATION | ROLE/ SPECIALIST STUDY UNDERTAKEN |
|--|-------------------------------------|--|
| Environmental Assessment Practitioners | | |
| Paul Lochner | CSIR | Technical Advisor and Quality Assurance (EAPSA) Certified |
| Surina Laurie | CSIR | Project Leader (<i>Pr. Sci. Nat.</i>) |
| Rohaida Abed | CSIR | Project Manager (<i>Pr. Sci. Nat.</i>) |
| Specialists | | |
| Simon Bundy | Sustainable Development Projects cc | Ecological Impact Assessment (including Terrestrial Ecology, Aquatic Ecology and Avifauna) |
| Henry Holland | Private | Visual Impact Assessment |
| Dr. Jayson Orton | ASHA Consulting (Pty) Ltd | Heritage Impact Assessment (Archaeology and Cultural Landscape) |
| Dr. John Almond | Natura Viva cc | Desktop Palaeontological Impact Assessment |
| Julian Conrad | GEOSS | Geohydrological Assessment |
| Johann Lanz | Private | Soils and Agricultural Potential Assessment |
| Rudolph du Toit | CSIR | Social Impact Assessment |
| P. S. van der Merwe and A. J. Otto | MESA Solutions (PTY) Ltd | Electromagnetic Interference and Radio Frequency Interference Surveys |

As noted above, an Electromagnetic Interference and Radio Frequency Interference Survey Technical Study was commissioned by the Project Applicant to determine the impact of the proposed project on the Square Kilometre Array (SKA), as requested by the SKA Project Office. This report is not a standard specialist study in terms of Appendix 6 of the EIA Regulations, as it is a detailed, technical report which provides a cumulative topographical analysis of the proposed PV projects in the Astronomy Geographic Advantage Area and was undertaken to determine appropriate mitigation and management measures to reduce the risk of a detrimental impact on the SKA project.

1.3 IMPACTS IDENTIFIED DURING THE EIA PROCESS

Based on the specialist studies (as shown in Table 1), the following main direct potential impacts, as indicated in Table 2, have been identified and appropriate management and mitigation measures included within the EMPr (where required) as per the recommendations made in the specialist studies to ensure the potential impacts are suitably addressed and managed during all phases of the project. Indirect and cumulative impacts are noted in Section 4 to 12 of this EMPr.

It should be noted that other impacts for which specialist studies were not undertaken but where mitigation or management actions may be required, are also included in the EMPr.

Table 2: Impacts Identified in the EIA

| KEY IMPACT | IMPACTS IDENTIFIED |
|--|--|
| <p>Terrestrial Ecology, Aquatic Ecology and Avifauna</p> | <p><u>Construction Phase:</u></p> <ul style="list-style-type: none"> ▪ The ousting of fauna through anthropogenic activities, disturbance of refugia and general change in habitat. ▪ Alteration of surface drainage patterns on account of construction activities leading to change in plant communities and general habitat structure. ▪ Impact on plant water relations as a result of abstraction from subsurface aquifers. ▪ Alteration of the availability of water to plants within the site due to the introduction of water to site by import, which may lead to changes in habitat form and structure around areas that receive such import. ▪ Alteration of surface water quality that lead to change in water chemistry. ▪ Changes in edaphics (soils) on account of excavation and import of soils, leading to the alteration of plant communities and fossorial species in and around these points. ▪ Increased Electrical Light Pollution (ELP), leading to changes in nocturnal behavioural patterns amongst fauna. ▪ Exclusion or entrapment of in particular large fauna, on account of the fencing of the site. <p><u>Operational Phase:</u></p> <ul style="list-style-type: none"> ▪ Alteration of ecological processes on account of the exclusion of certain fauna, inherent to the functional state of the land within the PV facility. ▪ Changes in plant water relations and possible changes in plant community structures within the site as a result of increased shading, as a consequence of the PV arrays. ▪ Changes in meteorological factors at a local scale, on account of the PV arrays. ▪ Alteration to the state of subsurface water resources as a result of abstraction of groundwater for the cleaning of the PV panels, as well as for operational use. ▪ Alteration of avian behaviour as a result of overhead transmission lines, as well as subtle changes in habitat. ▪ Impact on faunal behaviour, leading to the exclusion of certain species and possible mortalities, due to the fencing of the site, possibly electric fencing. <p><u>Decommissioning Phase:</u></p> <ul style="list-style-type: none"> ▪ A reversion to the present seral stage, where continued grazing by livestock and herbivory by game will arise. ▪ A reversion of present faunal population states within the study area. ▪ Changes in the geomorphological state of drainage lines as hydraulic changes arise within the catchment. ▪ Exotic weed invasion as a consequence of abandonment of site and cessation of weed control measures. |
| <p>Visual</p> | <p><u>Construction Phase:</u></p> <ul style="list-style-type: none"> ▪ Potential visual intrusion of construction activities on existing views of sensitive visual receptors. <p><u>Operational Phase:</u></p> <ul style="list-style-type: none"> ▪ Potential landscape impact of a large solar energy facility on a rural agricultural landscape. ▪ Potential visual intrusion of the proposed solar energy facility on the views of sensitive visual receptors. ▪ Potential impact of night lighting of a large solar energy facility on the nightscape of the region. <p><u>Decommissioning Phase:</u></p> <ul style="list-style-type: none"> ▪ Potential visual intrusion of decommissioning activities on views of sensitive visual receptors. |
| <p>Heritage (Archaeology and Cultural Landscape)</p> | <p><u>Construction Phase:</u></p> <ul style="list-style-type: none"> ▪ Destruction of archaeological resources ▪ Destruction of graves ▪ Impacts to the natural and cultural landscape <p><u>Operational Phase:</u></p> <ul style="list-style-type: none"> ▪ Impacts to the natural and cultural landscape |

| KEY IMPACT | IMPACTS IDENTIFIED |
|----------------------------------|---|
| | <p><u>Decommissioning Phase:</u></p> <ul style="list-style-type: none"> Impacts to the natural and cultural landscape |
| Palaeontology | <p><u>Construction Phase:</u></p> <ul style="list-style-type: none"> Loss of fossil heritage at or beneath ground surface |
| Geohydrology | <p><u>Construction Phase:</u></p> <ul style="list-style-type: none"> Potential impact on the groundwater as a result of the construction of storage yards and temporary labour accommodation; Potential impact of increased storm water outflows; and Potential impact on groundwater quality as a result of accidental oil spillages or fuel leakages. <p><u>Operational Phase:</u></p> <ul style="list-style-type: none"> Potential impact of increased storm water outflows; and Potential impact on groundwater quality as a result of accidental oil spillages or fuel leakages. <p><u>Decommissioning Phase:</u></p> <ul style="list-style-type: none"> Potential impact on groundwater quality as a result of accidental oil spillages and fuel leakages. |
| Soils and Agricultural Potential | <p><u>Construction Phase:</u></p> <ul style="list-style-type: none"> Degradation of veld vegetation beyond the direct footprint of the proposed PV facility due to constructional disturbance and potential trampling by vehicles Loss of topsoil due to poor topsoil management Loss of agricultural land use Soil erosion due to alteration of the land surface characteristics Additional land use income generation <p><u>Operational Phase:</u></p> <ul style="list-style-type: none"> Loss of agricultural land use Soil erosion due to alteration of the land surface characteristics Additional land use income generation <p><u>Decommissioning Phase:</u></p> <ul style="list-style-type: none"> Degradation of veld vegetation beyond the direct footprint of the proposed PV facility due to constructional disturbance and potential trampling by vehicles Loss of topsoil due to poor topsoil management Loss of agricultural land use Soil erosion due to alteration of the land surface characteristics Additional land use income generation |
| Socio-Economic | <p><u>Construction Phase:</u></p> <ul style="list-style-type: none"> Influx of jobseekers Increases in social deviance and increases in incidence of HIV/AIDS infections Expectations regarding jobs Local spending Local employment Human development resulting from the proposed Economic Development Plan <p><u>Operational Phase:</u></p> <ul style="list-style-type: none"> Influx of jobseekers Increases in social deviance and increases in incidence of HIV/AIDS infections Expectations regarding jobs Local spending Local employment Human development resulting from the proposed Economic Development Plan <p><u>Decommissioning Phase:</u></p> <ul style="list-style-type: none"> Job losses at the end of the project life-cycle. |

| KEY IMPACT | IMPACTS IDENTIFIED |
|---|--|
| <p>Traffic</p> <p><i>Note: A Traffic Impact Statement was compiled by the CSIR. It is not a specialist study in terms of Appendix 6 of the EIA Regulations; however it provides a general description of the potential traffic impacts.</i></p> | <ul style="list-style-type: none"> ▪ Increase in traffic generation. ▪ Accidents with pedestrians, animals and other drivers on the surrounding tarred/gravel roads. ▪ Impact on air quality due to noise and release of air pollutants from vehicles and construction equipment. ▪ Decrease in quality of surface condition of the roads. |

2 APPROACH TO PREPARING THE EMPr

2.1 COMPLIANCE WITH RELEVANT LEGISLATION

In terms of legal requirements, a crucial objective of the EMPr is to satisfy the requirements of Appendix 4 of the NEMA EIA Regulations promulgated in Government Gazette 38282 and GN R982 on 8 December 2014, and Section 24N of the NEMA. These regulations regulate and prescribe the content of the EMPr and specify the type of supporting information that must accompany the submission of the report to the authorities. An overview of where the requirements are addressed in this EMPr is presented in Tables 3 and 4.

Table 3: Compliance with Section 24N of NEMA

| Requirements of Section 24N of NEMA | Where it is included in this EMPr? |
|---|--|
| <p>2) The environmental management programme must contain-</p> <p>a) information on any proposed management, mitigation, protection or remedial measures that will be undertaken to address the environmental impacts that have been identified in a report contemplated in subsection 24(1A), including environmental impacts or objectives in respect of:</p> <ul style="list-style-type: none"> (i) planning and design; (ii) pre-construction and construction activities; (iii) the operation or undertaking of the activity in question; (iv) the rehabilitation of the environment; and (v) closure, if applicable; | <p>Section 1.3 and the columns detailing the impact description, mitigation and management objectives, and mitigation and management actions in Sections 4 to 12 of this EMPr.</p> |
| <p>b) details of-</p> <ul style="list-style-type: none"> (i) the person who prepared the environmental management programme; and (ii) the expertise of that person to prepare an environmental management programme; | <p>Section 1.2 and Appendix A of the EIA Report</p> |
| <p>c) a detailed description of the aspects of the activity that are covered by the environmental management programme;</p> | <p>Section 1 and Section 1.1</p> |
| <p>d) information identifying the persons who will be responsible for the implementation of the measures contemplated in paragraph (a);</p> | <p>Columns in Section 4 to 12 of the EMPr regarding the monitoring responsibility, including the requirements for monitoring and reporting on compliance and the responsible parties noted in Section 3.</p> |
| <p>e) information in respect of the mechanisms proposed for monitoring compliance with the environmental management programme and for reporting on the compliance;</p> | <p>The columns detailing the mitigation and management actions, and the monitoring methodology, frequency and responsibility in Sections 4 to 12 of this EMPr.</p> |
| <p>f) as far as is reasonably practicable, measures to rehabilitate the environment affected by the undertaking of any listed activity or specified activity to its natural or predetermined state or to a land</p> | <p>Sections 4 to 12 of this EMPr, as applicable to the post-construction, rehabilitation phase and the decommissioning phase.</p> |

| Requirements of Section 24N of NEMA | Where it is included in this EMPr? |
|--|---|
| use which conforms to the generally accepted principle of sustainable development; and | |
| g) a description of the manner in which it intends to- (i) modify, remedy, control or stop any action, activity or process which causes pollution or environmental degradation; (ii) remedy the cause of pollution or degradation and migration of pollutants; and (iii) comply with any prescribed environmental management standards or practices. | The columns detailing the mitigation and management objectives, mitigation and management actions, and the monitoring methodology, frequency and responsibility in Sections 4 to 12 of this EMPr. |
| 3) The environmental management programme must, where appropriate- a) set out time periods within which the measures contemplated in the environmental management programme must be implemented; b) contain measures regulating responsibilities for any environmental damage, pollution, pumping and treatment of polluted or extraneous water or ecological degradation which may occur inside and outside the boundaries of the operations in question; and c) develop an environmental awareness plan describing the manner in which- (i) the applicant intends to inform his or her employees of any environmental risk which may result from their work; and (ii) risks must be dealt with in order to avoid pollution or the degradation of the environment. | The columns detailing the mitigation and management actions, and the monitoring methodology, frequency and responsibility in Sections 4 to 12 of this EMPr. Section 11 of this EMPr includes an Environmental Awareness Plan. |
| 5) The Minister, the Minister responsible for mineral resources or an MEC may call for additional information and may direct that the environmental management programme in question must be adjusted in such a way as the Minister, the Minister responsible for mineral resources or the MEC may require. | Not applicable at this stage. |
| 6) The Minister, the Minister responsible for mineral resources or an MEC may at any time after he or she has approved an application for an environmental authorisation approve an amended environmental management programme. | Not applicable at this stage. |
| 7) The holder and any person issued with an environmental authorisation- a) must at all times give effect to the general objectives of integrated environmental management laid down in section 23; b) must consider, investigate, assess and communicate the impact of his or her prospecting or mining on the environment; c) must manage all environmental impacts (i) in accordance with his or her approved environmental management programme, where appropriate; and (ii) as an integral part of the prospecting or mining, exploration or production operation, unless the Minister responsible for mineral resources directs otherwise; d) must monitor and audit compliance with the requirements of the environmental management programme; e) must, as far as is reasonably practicable, rehabilitate the environment affected by the prospecting or mining operations to its natural or predetermined state or to a land use which conforms to the generally accepted principle of sustainable development; and f) is responsible for any environmental damage, pollution, pumping and treatment of polluted or extraneous water or ecological degradation as a result of his or her operations to which such right, permit or environmental authorisation relates. | Throughout the EMPr |
| 8) Notwithstanding the Companies Act, 2008 (Act No. 71 of 2008), or the Close Corporations Act, 1984 (Act No. 69 of 1984), the directors of a company or members of a close corporation are jointly and severally liable for any negative impact on the environment, whether advertently or inadvertently caused by the company or close corporation which they represent, including damage, degradation or pollution. | Section 3 details the responsibility of the Project Applicant. |

Table 4: Compliance with Appendix 4 of the 2014 NEMA EIA Regulations

| Requirements of Appendix 4 of the 2014 NEMA EIA Regulations (Government Gazette Government Gazette 38282 and GN R982 on 8 December 2014) | Where it is included in this EMPr? |
|---|---|
| 1. (1) An EMPr must comply with section 24N of the Act and include: a) details of: (i) the EAP who prepared the EMPr; and (ii) the expertise of that EAP to prepare an EMPr, including a curriculum vitae; | Section 1.2 and Appendix A of the EIA Report |
| b) a detailed description of the aspects of the activity that are covered by the EMPr as identified by the project description; | Section 1 and Section 1.1 |
| c) a map at an appropriate scale which superimposes the proposed activity, its associated structures, and infrastructure on the environmental sensitivities of the preferred site, indicating any areas that any areas that should be avoided, including buffers; | Appendix A, Appendix B and Appendix C of this EMPr. |
| d) a description of the impact management objectives, including management statements, identifying the impacts and risks that need to be avoided, managed and mitigated as identified through the environmental impact assessment process for all phases of the development including: (i) planning and design; (ii) pre-construction activities; (iii) construction activities; (iv) rehabilitation of the environment after construction and where applicable post (v) closure; and (vi) where relevant, operation activities; | Section 1.3 and the columns detailing the impact description, mitigation and management objectives, and mitigation and management actions in Sections 4 to 12 of this EMPr. |
| e) a description and identification of impact management outcomes required for the aspects contemplated in paragraph (d); | The columns detailing the mitigation and management objectives in Sections 4 to 12 of this EMPr. |
| f) a description of proposed impact management actions, identifying the manner in which the impact management objectives and outcomes contemplated in paragraphs (d) and (e) will be achieved, and must, where applicable, include actions to: (i) avoid, modify, remedy, control or stop any action, activity or process which causes pollution or environmental degradation; (ii) comply with any prescribed environmental management standards or practices; (iii) comply with any applicable provisions of the Act regarding closure, where applicable; and (iv) comply with any provisions of the Act regarding financial provisions for rehabilitation, where applicable; | The columns detailing the mitigation and management actions in Sections 4 to 12 of this EMPr. |
| g) the method of monitoring the implementation of the impact management actions contemplated in paragraph (f); | The columns detailing the monitoring methodology in Sections 4 to 12 of this EMPr. |
| h) the frequency of monitoring the implementation of the impact management actions contemplated in paragraph (f); | The columns detailing the monitoring frequency in Sections 4 to 12 of this EMPr. |
| i) an indication of the persons who will be responsible for the implementation of the impact management actions; | The columns detailing the monitoring responsibility in Sections 4 to 12 of this EMPr. |
| j) the time periods within which the impact management actions contemplated in paragraph (f) must be implemented; | The columns detailing the mitigation and management actions, and the monitoring methodology and frequency in Sections 4 to 12 of this EMPr. |
| k) the mechanism for monitoring compliance with the impact management actions contemplated in paragraph (f); | The columns detailing the mitigation and management actions, and the monitoring methodology, frequency and responsibility in Sections 4 to 12 of this EMPr. |
| l) a program for reporting on compliance, taking into account the requirements as prescribed by the Regulations; | Section 4 to 12 of the EMPr, including the requirements for monitoring and reporting on compliance and the responsible parties noted in Section 3. |

| Requirements of Appendix 4 of the 2014 NEMA EIA Regulations (Government Gazette Government Gazette 38282 and GN R982 on 8 December 2014) | Where it is included in this EMPr? |
|---|---|
| m) an environmental awareness plan describing the manner in which: <ul style="list-style-type: none"> (i) the applicant intends to inform his or her employees of any environmental risk which may result from their work; and (ii) risks must be dealt with in order to avoid pollution or the degradation of the environment; and | Section 11 of this EMPr. |
| n) any specific information that may be required by the competent authority. | Section 2.2 and the management objectives and management actions in Sections 4 to 11. |

2.2 COMPLIANCE WITH DEA REQUIREMENTS

The Scoping Report was submitted to the DEA in November 2015, in accordance with Regulation 21 (1) of the 2014 NEMA EIA Regulations, for decision-making in terms of Regulation 22 of the 2014 NEMA EIA Regulations. The DEA accepted the Scoping Report and Plan of Study for EIA on 8 December 2015, which marked the end of the Scoping Phase. The acceptance letter is included in Appendix I.4 of the EIA Report.

The requirements listed in the acceptance letter from the DEA (dated 8 December 2015), stipulated certain plans that must be included in the EMPr. The EMPr is therefore structured in such a way to comply with the requirements of the DEA and to ensure that the mitigation and management measures that have been identified during the EIA Process are included in the respective plans. The requirements listed within the acceptance letter are detailed in Table 5.

It is important to note that other project specific aspects (such as the findings and recommendations of the specialist studies), in addition to those covered by the plans required by the DEA, have been included in Section 12 of the EMPr.

Table 5: DEA Requirements for the EMPr

| DEA Requirements | Relevant Section in the EMPr |
|---|--|
| All recommendations and mitigation measures recorded in the EIA Report and the specialist studies conducted. | Recommended mitigation measures and monitoring actions as noted in the EIA Report and specialist studies have been included in this EMPr, where relevant. |
| The final site layout map | Refer to Appendix A of this EMPr for the site layout map. Refer to Section 1.1 of this EMPr for a description of the approach followed to determine the site layout. |
| Measures as dictated by the final site layout map and micro-siting. | Refer to Appendix A of this EMPr for the site layout map. Refer to Section 1.1 of this EMPr for a description of the approach followed to determine the site layout. |
| An environmental sensitivity map indicating environmental sensitive areas and features identified during the EIA Process. | Refer to Appendix B of this EMPr for an environmental sensitivity map. Refer to Section 1.1 of this EMPr for a description of the approach followed to identify the environmental sensitivities. |
| A map combining the final layout map superimposed (overlain) on the environmental sensitivity map. | Refer to Appendix C of this EMPr for a combined environmental sensitivity and layout map. Refer to Section 1.1 of this EMPr for a description of the approach followed to identify the environmental sensitivities and to determine the site layout. |

Scoping and Environmental Impact Assessment for the proposed Development of a 75 MW Solar Photovoltaic Facility (KENHARDT PV 2) on the remaining extent of Onder Rugzeer Farm 168, north-east of Kenhardt, Northern Cape Province

| DEA Requirements | Relevant Section in the EMPr |
|--|--|
| An alien invasive management plan to be implemented during the construction and operation of the facility. The plan must include mitigation measures to reduce the invasion of alien species and ensure that the continuous monitoring and removal of alien species is undertaken. | Refer to Section 4 of this EMPr. |
| A plant rescue and protection plan which allows for the maximum transplant of conservation important species from areas to be transformed. This plan must be compiled by a vegetation specialist familiar with the site and be implemented prior to commencement of the construction phase. | Refer to Section 5 of this EMPr. It should be noted that faunal protection and habitat rehabilitation has also been included in this section. |
| A re-vegetation and habitat rehabilitation plan to be implemented during the construction and operation of the facility. Restoration must be undertaken as soon as possible after completion of construction activities to reduce the amount of habitat converted at any one time and to speed up the recovery to natural habitats. | Refer to Section 5 of this EMPr. It should be noted that faunal protection and habitat rehabilitation has also been included in this section. |
| An open space management plan to be implemented during the construction and operation of the facility. | Refer to Section 6 of this EMPr. |
| A traffic management plan for the site access roads to ensure that no hazards would result from the increased truck traffic and that traffic flow would not be adversely impacted. This plan must include measures to minimise impacts on local commuters e.g. limiting construction vehicles travelling on public roadways during the morning and late afternoon commute time and avoid using roads through densely populated built-up areas so as not to disturb existing retail and commercial operations. | Refer to Section 7 of this EMPr. |
| A transportation plan for the transport of components, main assembly cranes and other large pieces of equipment. | Refer to Section 7 of this EMPr. |
| A storm water management plan to be implemented during the construction and operation of the facility. The plan must ensure compliance with applicable regulations and prevent off-site migration of contaminated storm water or increased soil erosion. The plan must include the construction of appropriate design measures that allow surface and subsurface movement of water along drainage lines so as not to impede natural surface and subsurface flows. Drainage measures must promote the dissipation of storm water run-off. | Refer to Section 8 of this EMPr. |
| A fire management plan to be implemented during the construction and operation of the facility. | Refer to Section 11 of this EMPr. It should be noted that this has been combined with an Environmental Awareness Plan. |
| An erosion management plan for monitoring and rehabilitating erosion events associated with the facility. Appropriate erosion mitigation must form part of this plan to prevent and reduce the risk of any potential erosion. | Refer to Section 9 of this EMPr. |
| An effective monitoring system to detect any leakage or spillage of all hazardous substances during their transportation, handling, use and storage. This must include precautionary measures to limit the possibility of oil and other toxic liquids from entering the soil or storm water systems | Refer to Section 10 of this EMPr. |
| Measures to protect hydrological features such as streams, rivers, pans, wetlands, dams and their catchments, and other environmental sensitive areas from construction impacts including the direct or indirect spillage of pollutants. | Measures to protect hydrological features such as streams, rivers, pans, wetlands, dams and their catchments have been included throughout the EMPr, such as Sections 8, 9 and 10. |

2.3 CONTENTS OF THE EMPr

Where applicable, each section of the EMPr is divided into the following four phases of the project cycle:

- Design Phase;
- Construction Phase;
- Operational Phase; and
- Decommissioning Phase.

The EMPr includes the findings and recommendations of the EIA Process and specialists studies. However, the EMPr is considered a “living” document and must be updated with additional information or actions during the design, construction, operational and decommissioning phases if applicable.

The EMPr follows an approach of identifying an over-arching goal and objectives, accompanied by management actions that are aimed at achieving these objectives. The management actions are presented in a table format in order to show the links between the goal and associated objectives, actions, responsibilities, and monitoring requirements and targets.

The management plans for the design, construction, operational and decommissioning phases consist of the following components:

- **Impact:** The potential positive or negative impact of the development that needs to be enhanced, mitigated or eliminated.
- **Objectives:** The objectives necessary in order to meet the goal; these take into account the findings of the specialist studies.
- **Mitigation/Management Actions:** The actions needed to achieve the objectives of enhancing, mitigating or eliminating impacts; taking into consideration factors such as responsibility, methods, frequency, resources required and prioritisation.
- **Monitoring:** The key monitoring actions required to check whether the objectives are being achieved, taking into consideration methodology, frequency and responsibility.

2.4 GOAL FOR ENVIRONMENTAL MANAGEMENT

The overall goal for environmental management for the Kenhardt PV 2 project is to construct and operate the project in a manner that:

- Minimises the ecological footprint of the project on the local environment;
- Minimises impacts on fauna, flora and freshwater ecosystems;
- Facilitates harmonious co-existence between the project and other land uses in the area; and
- Contributes to the environmental baseline and understanding of environmental impacts of solar energy facility in a South African context.

3 ROLES AND RESPONSIBILITIES

For the purposes of the EMPr, the generic roles that need to be defined are those of the:

- Project Developer;
- Environmental Control Officer;
- Construction Manager (Lead Contractor); and
- Facility Manager.

It is acknowledged that the specific titles for these functions will vary from project to project. The intent of this section is to give a generic outline of what these roles typically require. It is expected that this will be appropriately defined at a later stage.

3.1 PROJECT DEVELOPER

The Project Developer (i.e. Scatec Solar) is the 'owner' of the project and, as such, is responsible for ensuring that the conditions of the EA issued in terms of NEMA (should the project receive such authorisation) are fully adhered to, as well as ensuring that any other necessary permits or licenses are obtained and complied with. It is expected that the Project Developer will appoint the Environmental Control Officer and the Lead Contractor, and possibly an Environmental Manager (or Health, Safety and Environmental Manager).

3.2 ENVIRONMENTAL CONTROL OFFICER

An independent Environmental Control Officer (ECO) must be appointed to monitor the compliance of the proposed project with the conditions of EA (should such authorisation be granted by the DEA) during the construction and decommissioning phases (and possibly the operational phase, depending on the requirements of the DEA). The ECO must also monitor compliance of the proposed project with environmental legislation and recommendations of the EMPr, as well as oversee the implementation of the EMPr during the phases of the project, monitor environmental impacts, undertake record-keeping.

The ECO will be responsible for updating the EMPr as and when necessary, and compiling a monitoring checklist based on the EMPr. The roles and responsibilities of the ECO should include the following:

- The ECO must undertake periodic environmental audits during the relevant phases of the proposed project in order to monitor and record environmental impacts and non-conformances, and to monitor site activities to ensure adherence to the specifications contained in the EMPr, using a monitoring checklist. The timeframes for environmental audits will be indicated in the EA (should such authorisation be granted by the DEA).
- Environmental compliance/audit reports must be compiled and submitted by the ECO to the Competent Authority (i.e. DEA and/or Provincial Department of Environment and Nature Conservation) on a regular basis (i.e. at intervals as indicated in the EA (should such authorisation be granted by the DEA)).
- The ECO must maintain a diary of site visits and audits, a copy of the Environmental Authorisation (should such authorisation be granted by the DEA) and relevant permits for reference purposes, a non-conformance register, a public complaint register, and a copy of previous environmental audits undertaken.

- Prior to the commencement of construction, the ECO must meet on site with the Contractor to confirm the construction procedure and designated construction areas and work activity zones.
- Reporting of any non-conformances within 48 hours of identification of such non-conformance to the relevant agents.
- Conducting an environmental inspection on completion of the construction period and 'signing off' the construction process with the Contractor.
- Ensure that records are kept of all monitoring activities and results.
- Conducting an environmental inspection on completion of decommissioning and 'signing off' the site rehabilitation process.

The Lead Contractor and sub-contractors may have their own Environmental Officers, or designate Environmental Officer functions to certain personnel.

3.3 LEAD CONTRACTOR

The Lead Contractor will be responsible for the following:

- Ensure that all appointed contractors and sub-contractors are aware of the EMPr and their respective responsibilities;
- Prior to the commencement of construction, the Lead Contractor must meet on site with the ECO in order to confirm the construction procedure and designated construction areas and work activity zones.
- Ensure that each sub-contractor employs an Environmental Officer (or employs a designated suitably qualified individual to fulfil the role of an Environmental Officer) to monitor and report on the daily activities on-site during the construction period;
- Implementation of the overall construction programme, project delivery and quality control for the construction for the solar project;
- Overseeing compliance with the Health, Safety and Environmental Responsibilities specific to the project management related to project construction;
- Promoting total job safety and environmental awareness by employees, contractors and sub-contractors and stress to all employees and contractors and sub-contractors the importance that the project proponent attaches to safety and the environment;
- Ensuring that safe, environmentally acceptable working methods and practices are implemented and that sufficient plant and equipment is made available properly operated and maintained, to facilitate proper access and enable any operational to be carried out safely;
- Ensuring that all appointed contractors and sub-contractors repair, at their own cost, any environmental damage as a result of a contravention of the specifications contained in the EMPr, to the satisfaction of the Project Developer's ECO;
- Implement the Traffic Management Plan (Section 7), Transportation Plan (Section 7) and Storm Water Management Plan (Section 8).

3.4 FACILITY MANAGER

The Facility Manager will be responsible for the following:

- Operation of the 75 MW Solar PV facility;
- Required maintenance of the facility; and
- Overall compliance with the EMPr and EA.

4 ALIEN INVASIVE VEGETATION MANAGEMENT PLAN

| Impact | Mitigation/Management Objectives | Mitigation/Management Actions | Monitoring | | |
|--|---|---|--|---|---|
| | | | Methodology | Frequency | Responsibility |
| A. DESIGN PHASE | | | | | |
| 4.1. Impacts due to establishment of alien invasive plants | Ensure the appropriate removal of alien invasive vegetation from the proposed project area and prevent the establishment and spread of alien invasive plants due to the project activities. | <p>4.1.1. Ensure compliance with relevant Environmental Specifications for the control and removal of alien invasive plant species.</p> <p>4.1.2. Appoint a specialist or contact relevant authorities to seek guidance on the removal of the alien vegetation on site.</p> <p>4.1.3. Compile and finalise an alien weed eradication programme.</p> | <ul style="list-style-type: none"> Appoint a suitable specialist/ Contractor or contact the relevant authorities to seek guidance on the removal of the planted alien invasive species. Appoint a suitable specialist to compile an alien invasive vegetation eradication plan. Ensure that this is taken into consideration during the planning and design phase by reviewing signed minutes of meetings or signed reports. | <ul style="list-style-type: none"> Once-off during the design phase. Once-off during the design phase. Once-off during the design phase. | <ul style="list-style-type: none"> Project Developer (Scatec Solar) Project Developer (Scatec Solar) ECO |
| B. CONSTRUCTION PHASE | | | | | |
| 4.2. Impacts due to the establishment of and increased spread of alien invasive plants | Avoid establishment and reduce the spread of alien invasive plants due to the project activities. | <p>4.2.1. Appoint a specialist or contractor to undertake a sweep and survey of the final development footprint site, with an alien invasive eradication team to remove exotic vegetation prior to the commencement of construction.</p> <p>4.2.2. Establish an ongoing monitoring programme for the construction phase to detect and quantify any alien species that may become established and identify the problem species (as per Conservation of Agricultural Resources Act (Act 43 of 1983) (CARA) and National Environmental Management: Biodiversity Act (Act 10 of 2004) (NEM: BA)).</p> | <ul style="list-style-type: none"> Appoint a suitable vegetation contractor to inspect the site and remove any exotic weeds prior to the commencement of construction. ECO to ensure that this is taken into consideration and implemented. Prepare monitoring programme which will monitor the presence of alien invasive species on the site. If any alien invasive species are detected then the distribution of these should be mapped (GPS co-ordinates of concentrations of plants). The results should be interpreted in terms of the risk posed to sensitive habitats within and surrounding the project area. | <ul style="list-style-type: none"> Prior to the commencement of construction Once-off | <ul style="list-style-type: none"> Project Developer (Scatec Solar), ECO and Specialist Contractor ECO and Contractor |

| Impact | Mitigation/Management Objectives | Mitigation/Management Actions | Monitoring | | |
|--------|----------------------------------|---|---|---|--------------------|
| | | | Methodology | Frequency | Responsibility |
| | | 4.2.3. Ensure proper management of soil stockpiles. Do not import soil stockpiles from areas with alien plants to ensure proper management of stockpiles. | <ul style="list-style-type: none"> Monitor the presence of alien invasive plants during the construction phase via visual inspections and take action to remove and control these species. | On-going | ECO Contractor and |
| | | 4.2.4. Undertake rehabilitation of disturbed areas as soon as possible after construction. Stockpile the shallow topsoil layer separately from the subsoil layers. Reinststate the topsoil layers (containing seed and vegetative material) when construction is complete to allow the plants to rapidly re-colonise the bare soil areas. | <ul style="list-style-type: none"> Rehabilitate disturbed areas and monitor the presence of alien invasive species on site. | On-going | ECO Contractor and |
| | | 4.2.5. Keep clearance and disturbance of indigenous vegetation to a minimum. | <ul style="list-style-type: none"> Monitor and manage vegetation clearing by undertaking visual inspections to ensure minimal disturbance and to restrict activities to within demarcated areas. | On-going | ECO Contractor and |
| | | 4.2.6. Ensure that the footprint required for the proposed project activities (such as temporary stockpiling, earthworks, storage areas, site establishment etc.) is kept at a minimum. | <ul style="list-style-type: none"> Verify that the proposed project area is determined and outlined prior to the commencement of the construction phase by undertaking visual inspections. | Once-off prior to construction and as required during the construction process. | ECO Contractor and |
| | | 4.2.7. Ensure that alien invasive vegetation found on site, within the proposed project footprint, is immediately controlled and removed promptly, in a scheduled manner throughout the construction phase. The removal of alien vegetation on site during the construction phase should use registered control methods and take into consideration the Alien and Invasive Species Regulations published in terms of Section 97(1) of the NEM: BA, if applicable. | <ul style="list-style-type: none"> Monitor the presence of alien invasive plants during the construction phase via visual inspections and take action to remove and control these species. If any alien invasive species are detected then the distribution of these should be mapped (GPS coordinates of concentrations of plants). The results should be interpreted in terms of the risk posed to sensitive habitats within and surrounding the project area. Any alien invasive should be cleared from site. | On-going | ECO Contractor and |

| Impact | Mitigation/Management Objectives | Mitigation/Management Actions | Monitoring | | |
|---|--|--|---|---|--|
| | | | Methodology | Frequency | Responsibility |
| | | 4.2.8. The removed alien invasive vegetation should be immediately disposed at a suitable waste disposal facility and should not be kept on site for prolonged periods of time, as this will enhance the spread of these species. | <ul style="list-style-type: none"> Monitor the removal of the alien vegetation found on site via visual inspections. | <ul style="list-style-type: none"> As necessary during the construction phase. | <ul style="list-style-type: none"> ECO |
| | | 4.2.9. All construction machinery and plant equipment delivered to site for use during the construction phase should be cleaned in order to limit the introduction of alien species. | <ul style="list-style-type: none"> Clean machinery and equipment prior to the construction phase. ECO to conduct visual inspections to verify that machinery and equipment are cleaned, and report any non-compliance. | <ul style="list-style-type: none"> Prior to the commencement of construction. As necessary during the construction phase. | <ul style="list-style-type: none"> ECO and Contractor |
| C. OPERATIONAL PHASE | | | | | |
| 4.3. Impacts due to establishment of alien invasive plants. Exotic weed invasion may result in the ousting of natural vegetation and alteration of ecological processes on site, with incremental impacts on the adjacent veld types. | Reduce the establishment and spread of alien invasive plants. To remove exotic weeds as and when they may arise and thereby prevent alteration of local and adjacent habitat forms. | 4.3.1. Continue with on-going monitoring programme to detect and quantify any alien species that may become established and identify the highly invasive species during the operation phase. | <ul style="list-style-type: none"> Annual audit of project area and immediate surroundings. If any alien invasive species are detected then the distribution of these should be mapped (GPS co-ordinates of concentrations of plants). The results should be interpreted in terms of the risk posed to sensitive habitats within and surrounding the project area. | <ul style="list-style-type: none"> Annual | <ul style="list-style-type: none"> Operations and Maintenance Contractor |
| | | 4.3.2. Immediately control any alien plants that become established using registered control methods. Use of herbicides and undertake manual removal of alien vegetation on site where this may arise. Regular address and redress of weeds identified on site by a suitable contractor. The clearance of exotic weed to be undertaken bi-annually at a minimum and on a needs basis at an intermittent level. | <ul style="list-style-type: none"> Monitor the use of herbicide sprays and manual removal of alien vegetation by undertaking visual inspections and reporting any non-compliance. Maintain register of weed spraying activities and ensure that herbicide use is recorded. | <ul style="list-style-type: none"> Bi-annually | <ul style="list-style-type: none"> Project Developer (Scatec Solar) and Environmental Manager |

| Impact | Mitigation/Management Objectives | Mitigation/Management Actions | Monitoring | | |
|---|--|--|---|---|--|
| | | | Methodology | Frequency | Responsibility |
| D. DECOMMISSIONING PHASE | | | | | |
| 4.4. Exotic weed invasion of the decommissioned site resulting in ecological change | To prevent the excessive growth and propagation of exotic weeds on disturbed lands that formed a portion of the PV facility. | 4.4.1. All natural areas must be rehabilitated with species indigenous to the area. Re-seed with locally-sourced seed of indigenous grass species that were recorded on site pre-construction. | <ul style="list-style-type: none"> Final external audit of area to confirm that area is rehabilitated to an acceptable level. | <ul style="list-style-type: none"> Once off | <ul style="list-style-type: none"> Lead Contractor with advice from specialist |
| | | 4.4.2. Exotic weed control measures to be instituted through weed control programme. Regular redress of exotic weed through the use of herbicide and manual removal. | <ul style="list-style-type: none"> Compile weed eradication programme for a period of 12 months after the decommissioning exercise. Appoint contractor to undertake the weed eradication programme. Monitor newly disturbed areas where infrastructure has been removed to detect and quantify any aliens that may become established after decommissioning and rehabilitation. Final external audit of area to confirm that area is free of alien invasive plants after 5 years. | <ul style="list-style-type: none"> Weed eradication exercise to be undertaken every 6 months for a period of 12 months following decommissioning. Prior to the commencement of the decommissioning phase. Once-off Once-off | <ul style="list-style-type: none"> Project Developer (Scatec Solar) Project Developer (Scatec Solar) Facility Manager and Specialist/Contractor Facility Manager and Specialist/Contractor |

5 PLANT RESCUE AND PROTECTION PLAN INCLUDING RE-VEGETATION AND HABITAT REHABILITATION PLAN (INCLUDING FAUNA AND AVIFAUNA)

| Impact | Mitigation/Management Objectives | Mitigation/Management Actions | Monitoring | | |
|--|---|---|---|---|--|
| | | | Methodology | Frequency | Responsibility |
| A. DESIGN PHASE | | | | | |
| 5.1. The ousting of fauna through anthropogenic activities, disturbance of refugia and general change in habitat, with impacts on terrestrial and aquatic ecology as a result of the final site layout and routes of the access roads. | Avoidance of unnecessary disturbance to the site and surrounds, and to establish buffers where required. | <p>5.1.1. Avoid of major drainage lines during the design and layout of the proposed PV facility. An Ecologist should be appointed to review the layout plan in relation to existing drainage lines and comment accordingly. Ensure that sensitive habitat and features (as defined in the Ecological Impact Assessment, Chapter 7 of the EIA Report) are considered in the design.</p> <p>5.1.2. Incorporate minor drainage lines into design and avoid unnecessary disturbance, where applicable. Refer to Appendix 7.A of Ecological Impact Assessment, Chapter 7 of the EIA Report and Appendix B and C of this EMPr).</p> <p>5.1.3. Consider the most applicable access road to site (i.e. the unnamed farm road or the Transnet Service Road (subject to the discussions between the Applicant and Transnet Freight Rail).</p> <p>5.1.4. Appoint a specialist or suitable contractor to identify any plant species on site that may require “rescue” as well as any exotic weeds/vegetation that require removal. Appoint a specialist team flush game from the construction area.</p> <p>5.1.5. Consideration of the siting and layout of the temporary construction site and worker camp.</p> | <ul style="list-style-type: none"> ▪ Review the site plan with the ECO and possibly an ecologist (if required). ▪ Appoint a specialist to oversee the final development footprint area and undertake search and rescue, game sweep and alien removal. ▪ Ensure that this is taken into consideration during the planning and design phase by reviewing signed minutes of meetings or signed reports. | <ul style="list-style-type: none"> ▪ Once-off, prior to the commencement of construction. ▪ Appoint specialist once-off, prior to the commencement of construction. ▪ Once-off during the planning and design phase. | <ul style="list-style-type: none"> ▪ Project Developer (Scatec Solar) and ECO ▪ Project Developer (Scatec Solar) ▪ Project Developer (Scatec Solar) |
| 5.2. Destruction of indigenous vegetation. | Ensure compliance with relevant Provincial and National legislation in respect of habitat and vegetation forms. | <p>5.2.1. Ensure the necessary permits or licences are identified and applied for as applicable for removal of protected, indigenous vegetation.</p> <p>5.2.2. Await response and provision of permit (as required) from the relevant Authorities prior to the removal of the indigenous species (if</p> | <ul style="list-style-type: none"> ▪ Review the findings of the Ecological Impact Assessment and consider legislative requirements in respect of loss of indigenous vegetation etc. ▪ Appoint a suitable Search and Rescue Specialist/Contractor to undertake | <ul style="list-style-type: none"> ▪ Once-off, prior to the commencement of construction ▪ Once-off, prior to the | <ul style="list-style-type: none"> ▪ Project Developer (Scatec Solar) and ECO ▪ Project Developer (Scatec Solar), Specialist/ |

| Impact | Mitigation/Management Objectives | Mitigation/Management Actions | Monitoring | | |
|---|---|---|---|--|--|
| | | | Methodology | Frequency | Responsibility |
| | | required). Once these permits are obtained, search and rescue must be undertaken for the indigenous species. | <p>Search and Rescue.</p> <ul style="list-style-type: none"> Ensure that this is taken into consideration during the planning and design phase by reviewing signed minutes of meetings or signed reports. | <p>commencement of construction</p> <ul style="list-style-type: none"> Once-off during the planning and design phase. | <p>Contractor and ECO</p> <ul style="list-style-type: none"> Project Developer (Scatec Solar) |
| 5.3. Loss of Species of Special Concern (SSC) and protected species and their habitats. | Minimise fragmentation and loss of SSC and protected species and their habitats through the careful siting and layout planning for the project. | 5.3.1. Avoid the removal of listed SSC and protected species as far as possible. | <ul style="list-style-type: none"> Ensure that this is taken into consideration during the planning and design phase by reviewing signed minutes of meetings or signed reports. | <ul style="list-style-type: none"> Once-off during the planning and design phase | <ul style="list-style-type: none"> Project Developer (Scatec Solar) |
| | | 5.3.2. A buffer zone of 32 m must be implemented from the edge of the major drainage lines on site (as shown in Appendix B and C of this EMPr), in which no development or activities should take place. | <ul style="list-style-type: none"> Ensure that this is taken into consideration during the planning and design phase by reviewing signed minutes of meetings or signed reports. | <ul style="list-style-type: none"> Once-off during the planning and design phase | <ul style="list-style-type: none"> Project Developer (Scatec Solar) |
| 5.4. Impact on avian behaviour and avian species as a result of collision with infrastructure of the proposed PV facility | Allocation of Bird Flight Diverters (BFDs) to powerlines. | 5.4.1. Establish BFDs across powerlines at appropriate points. | <ul style="list-style-type: none"> Identify appropriate points within infrastructure for the establishment of BFDs. Verify that this is undertaken by reviewing the signed approved designs. | <ul style="list-style-type: none"> Once-off Once-off | <ul style="list-style-type: none"> Project Developer (Scatec Solar) and ECO ECO |
| B. CONSTRUCTION PHASE | | | | | |
| 5.5. Excessive loss of natural vegetation in and outside the development footprint area and veld degradation | <p>Minimise loss of natural vegetation.</p> <p>Prevent impacts on natural vegetation in sensitive habitats and SSC.</p> | 5.5.1. Sensitive habitats and areas outside of the project development area should be clearly demarcated as no go areas during the construction phase to avoid accidental impacts. No development or activities should take place in the high sensitivity ecosystems (shown in Appendix B and Appendix C of this EMPr). | <ul style="list-style-type: none"> Strict control over the behaviour of construction workers, restricting activities to within demarcated areas for construction. ECO must monitor activities and record and report non-compliance Strict control and proper education of staff to prevent misconduct. If ECO is absent, there should be a designated EO present to deal with any urgent issues. | <ul style="list-style-type: none"> Daily | <ul style="list-style-type: none"> ECO and Contractor |
| | | 5.5.2. Ensure that the footprint required for the proposed project activities is kept at a minimum. | <ul style="list-style-type: none"> Verify that the proposed project area is determined and outlined prior to the commencement of the | <ul style="list-style-type: none"> Once-off prior to construction and as required during | <ul style="list-style-type: none"> ECO |

| Impact | Mitigation/Management Objectives | Mitigation/Management Actions | Monitoring | | |
|--------|----------------------------------|---|--|--|--|
| | | | Methodology | Frequency | Responsibility |
| | | | construction phase by undertaking visual inspections. | the construction process. | |
| | | 5.5.3. The proposed project footprint must be demarcated to reduce unnecessary disturbance beyond the proposed project area. | <ul style="list-style-type: none"> Carry out visual inspections to ensure strict control over the behaviour of staff in order to restrict activities to within demarcated areas. | <ul style="list-style-type: none"> Weekly | <ul style="list-style-type: none"> ECO |
| | | 5.5.4. The Contractors and construction personnel must be made aware that indigenous vegetation must be not be removed or damaged. | <ul style="list-style-type: none"> Carry out Environmental Awareness Training. Conduct audits of the signed attendance registers. | <ul style="list-style-type: none"> Once-off training and ensure that all new staff are inducted. Monthly | <ul style="list-style-type: none"> Contractor/ ECO ECO |
| | | 5.5.5. Ensure that the temporary site camp is established at least 32 m away from the banks of the major drainage lines. | <ul style="list-style-type: none"> Monitor the placement of the site camp via visual inspections, and record and report any non-compliance. | <ul style="list-style-type: none"> Once-off prior to construction and as required during the construction phase. | <ul style="list-style-type: none"> ECO |
| | | 5.5.6. Unnecessary impacts on surrounding natural vegetation must be avoided during construction. All construction vehicles should remain on properly and clearly demarcated roads. | <ul style="list-style-type: none"> Strict control over the behaviour of construction workers, restricting activities to within demarcated areas for construction. Include periodical site inspection in environmental performance reporting that specifically records occurrence of off-road vehicle tracks in specific areas. | <ul style="list-style-type: none"> Daily | <ul style="list-style-type: none"> ECO and Contractor |
| | | 5.5.7. Undertake rehabilitation of disturbed areas as soon as possible after construction. Stockpile the shallow topsoil layer separately from the subsoil layers. Reinststate the topsoil layers (containing seed and vegetative material) when construction is complete to allow the plants to rapidly re-colonise the bare soil areas. Re-seed with locally-sourced seed of indigenous grass species that were recorded on site during the pre-construction phase. | <ul style="list-style-type: none"> Undertake following the construction phase and report any non-compliance. | <ul style="list-style-type: none"> Daily | <ul style="list-style-type: none"> ECO and Contractor |

| Impact | Mitigation/Management Objectives | Mitigation/Management Actions | Monitoring | | |
|---|--|--|--|---|--|
| | | | Methodology | Frequency | Responsibility |
| | | 5.5.8. The collection, hunting or harvesting of any plants, fuel wood or animals at the site during construction should be strictly forbidden and the staff educated to prevent this from happening. | <ul style="list-style-type: none"> Strict control over the behaviour of construction workers, restricting activities to within demarcated areas for construction. Carry out Environmental Awareness Training. Conduct audits of the signed attendance registers. | <ul style="list-style-type: none"> Daily Once-off training and ensure that all new staff are inducted. Monthly | <ul style="list-style-type: none"> ECO and Contractor Contractor/ ECO ECO |
| | | 5.5.9. Fires should only be allowed within fire-safe demarcated areas. Open fires must be prohibited. Appropriate fire safety training should also be provided to staff that are to be on site for the duration of the construction phase. | <ul style="list-style-type: none"> Strict control over the behaviour of construction workers, restricting activities to within demarcated areas. Ensure fire safety requirements are well understood and respected by workers (by providing basic fire safety training). | <ul style="list-style-type: none"> Daily | <ul style="list-style-type: none"> ECO and Contractor |
| | | 5.5.10. Existing access roads/servitudes must be used and should be located along the boundaries of existing disturbed areas, if possible. | <ul style="list-style-type: none"> Compile plan pre-construction. | <ul style="list-style-type: none"> Prior construction to commencing | <ul style="list-style-type: none"> Project Developer (Scatec Solar) and ECO |
| 5.6. Impact on indigenous vegetation, and on SSC and their habitats | <p>To reduce negative impacts on and loss of indigenous vegetation and protected trees.</p> <p>Minimise impacts on SSC and protected trees.</p> <p>Placement of barrier at the outer extent of buffer zones around the identified dolerite kopjie for exclusion purposes and maintenance of ecological status quo.</p> | 5.6.1. Appoint a specialist to undertake a second review and site visit of the final layout of the development footprint, possibly during the late summer period, in order to identify any plant species on site that may require “rescue” as well as any exotic weeds/vegetation that require removal. | <ul style="list-style-type: none"> Appoint an Ecologist to oversee the final development footprint area through a reconnaissance survey. | <ul style="list-style-type: none"> Prior to the commencement of construction | <ul style="list-style-type: none"> Project Developer (Scatec Solar), Specialist and ECO |
| | | 5.6.2. The position of the single specimen of A dichotoma on site should be noted, as explained in the Ecological Impact Assessment (Chapter 7 of the EIA Report). The single specimen should either be avoided with a buffer of 10 m; or integrated into the PV site with no, or limited (approximately 10 m) buffer; or it should be relocated under the provisions of a relevant permit. As indicated in Appendices A, B and C of this EMP, the single specimen of A Dichotoma falls within the footprint and layout of the PV site falls. Therefore, as recommended in the | <ul style="list-style-type: none"> Ensure that the relevant permit for relocation in terms of the Northern Cape Conservation Act (Act 9 of 2009) is obtained and kept on file for auditing purposes prior to construction. Appoint a suitable specialist to undertake the relocation of the species prior to construction. | <ul style="list-style-type: none"> Prior to the commencement of construction | <ul style="list-style-type: none"> Project Developer (Scatec Solar), Specialist and ECO |

Scoping and Environmental Impact Assessment for the proposed Development of a 75 MW Solar Photovoltaic Facility (KENHARDT PV 2) on the remaining extent of Onder Rugzeer Farm 168, north-east of Kenhardt, Northern Cape Province

| Impact | Mitigation/Management Objectives | Mitigation/Management Actions | Monitoring | | |
|---|---|---|--|---|--|
| | | | Methodology | Frequency | Responsibility |
| | | Ecological Impact Assessment, the single specimen should be relocated to a suitable area prior to construction disturbance. | | | |
| | | 5.6.3. Identify and cordon of the recommended 120 m buffer around the dolerite kopjie found within the PV 2 site. The kopjie must be considered as a no-go area. In this regard, a 1.8 m wire fence with an access point should be established around the buffer extent. | <ul style="list-style-type: none"> Establishment of fence with access gate. Conduct visual inspections via site audits and record non-compliance. | <ul style="list-style-type: none"> Once off. To be maintained if required | <ul style="list-style-type: none"> ECO and Project Developer (Scatec Solar) |
| | | 5.6.4. Identification of roadways and areas where extensive vegetation loss will result is required. Upon consideration, the avoidance of unnecessary clearance of vegetation on site should be undertaken through minor deviations to the design. 5.6.5. Ensure that the footprint required for the proposed project activities is kept at a minimum. | <ul style="list-style-type: none"> Review how larger vegetation will be dealt with by contractors. Vegetation should be subject to redress when given a height that aligns with the lower limit of the PV array or when adjudged to affect construction. | <ul style="list-style-type: none"> Ongoing | <ul style="list-style-type: none"> ECO and Project Developer (Scatec Solar) |
| | | 5.6.6. A plant rescue operation must be initiated to confirm that no other species are located within the development site. | <ul style="list-style-type: none"> ECO must undertake a final walkthrough of the site prior to commencement of construction to ensure no SCC will be impacted on | <ul style="list-style-type: none"> Once-off | <ul style="list-style-type: none"> ECO and Contractor |
| | | 5.6.7. Clearing of vegetation should be kept to a minimum, keeping the width and length of the earthworks to a minimum. | <ul style="list-style-type: none"> Monitor activities and record and report non-compliance. | <ul style="list-style-type: none"> Daily | <ul style="list-style-type: none"> ECO and Contractor |
| | | 5.6.8. Avoid the removal of listed SSC or protected species as far as possible. Should any of the listed/protected species need to be removed, the requisite permits must be obtained prior to the removal of the species. | <ul style="list-style-type: none"> Monitor activities and record and report non-compliance. | <ul style="list-style-type: none"> Daily | <ul style="list-style-type: none"> ECO and Contractor |
| 5.7. Disturbance of terrestrial fauna and flora on site due to construction workers and activities. | To advise construction staff of the requirements in respect of management of flora and fauna on site during the construction phase. | 5.7.1. Conduct an Environmental Awareness Training and induction for all construction staff and personnel. | <ul style="list-style-type: none"> Carry out Environmental Awareness Training with a discussion on the management of terrestrial fauna and flora on site. Conduct audits of the signed | <ul style="list-style-type: none"> Prior to construction and as required by the ECO. Ensure that all new staff are inducted. | <ul style="list-style-type: none"> ECO and Contractor ECO |

| Impact | Mitigation/Management Objectives | Mitigation/Management Actions | Monitoring | | |
|---|---|---|--|--|--|
| | | | Methodology | Frequency | Responsibility |
| | | | attendance registers. | <ul style="list-style-type: none"> Monthly | |
| 5.8. Impact on fauna as a result of construction activities. | To identify any faunal mortalities and record the details (such as the reason, spatial extent etc.) in order to avoid repetition of fatality. | 5.8.1. Establish a recording method in order to monitor the construction activities, including species presence within site, mortalities and sitings. | <ul style="list-style-type: none"> Establish database of species, sitings etc. Construction personnel should advise on the findings and presence of fauna on site. | <ul style="list-style-type: none"> Daily to monthly | <ul style="list-style-type: none"> ECO |
| | To remove species that may be found present in the construction footprint and laydown area. | 5.8.2. Appoint a specialist to conduct an inspection of the final project area and sweep or inspect the site for any fauna, once the fencing is complete (i.e. the established site should be flushed to ensure any large wildlife is not contained within the fenced area). Appoint a small team to flush game during the early evening. Game should be flushed by driving a team through the gated facility towards the exit. | <ul style="list-style-type: none"> Team to flush game as required. ECO to monitor flushing process and record any incidents or non-compliance. | <ul style="list-style-type: none"> Once off prior to commencement and thereafter if required. | <ul style="list-style-type: none"> ECO and Project Developer (Scatec Solar) |
| | | 5.8.3. The Contractor or Contractors Environmental Officer should monitor trenches at the start and end of each working day to check if any small animals are trapped. | <ul style="list-style-type: none"> Monitor activities and record and report non-compliance. | <ul style="list-style-type: none"> As required during construction | <ul style="list-style-type: none"> ECO and Contractor |
| | | 5.8.4. No animals (including snakes) shall be killed on site. An expert or a suitable specialist should be appointed to remove and relocate any poisonous snakes during the construction phase. | <ul style="list-style-type: none"> Monitor activities and record and report non-compliance. | <ul style="list-style-type: none"> As required during construction | <ul style="list-style-type: none"> ECO and Contractor |
| 5.9. Faunal and avifaunal road mortality as a result of increased vehicles travelling to and within the site. | Minimise loss of fauna as a result of road mortalities. | 5.9.1. The construction personnel and staff should be made aware of the presence of fauna within the proposed project area. The construction personnel and staff must also be made aware of the general speed limits on site and must be alert at all times for potential crossings. | <ul style="list-style-type: none"> Carry out Environmental Awareness Training. Conduct audits of the signed attendance registers. | <ul style="list-style-type: none"> Once-off training and ensure that all new staff are inducted. Monthly | <ul style="list-style-type: none"> ECO and Contractor ECO |

| Impact | Mitigation/Management Objectives | Mitigation/Management Actions | Monitoring | | |
|---|---|--|---|--|--|
| | | | Methodology | Frequency | Responsibility |
| | | 5.9.2. To ensure that animals are not attracted to the site (and potentially resulting in increased road mortality), the waste collection bins and skips should be covered with suitable material, where appropriate, and the site camp must be kept clean on a daily basis. | <ul style="list-style-type: none"> Monitor the activities via visual inspections, and record and report any non-compliance. | <ul style="list-style-type: none"> Daily | <ul style="list-style-type: none"> ECO and Contractor |
| 5.10. Impact and loss of fauna as a result of the fence line and exclusion of fauna from site resulting in ecological change within the site. | To reduce incidental mortality and injury of fauna within the construction area. | 5.10.1. Ensure that the live electrical fence wire is not placed at ground level. 5.10.2. Conduct inspections of the fence line to address any animals that may be affected by the fence. | <ul style="list-style-type: none"> Conduct regular (daily) inspections of the fence line to address any animals that may be affected by the fence. | <ul style="list-style-type: none"> Daily to monthly record keeping. A register of all faunal sitings indicating date of siting; species affected; position of species (specific or indicative) and other observations should be established | <ul style="list-style-type: none"> Project Developer (Scatec Solar) |
| 5.11. Increased ELP, leading to changes in nocturnal behavioural patterns amongst fauna | The avoidance of electrical light pollution through prudent positioning of external lighting. | 5.11.1. Placement of lighting, particularly security lighting, to avoid excessive influence on surrounding areas. Placement of lighting to be judiciously considered at time of implementation. | <ul style="list-style-type: none"> Review lighting plans and identify important habitat zones to be avoided. | <ul style="list-style-type: none"> Prior to the installation of lighting. | <ul style="list-style-type: none"> Project Developer (Scatec Solar), Contractor and ECO |
| C. OPERATIONAL PHASE | | | | | |
| 5.12. Vegetation management on site | Manage vegetation throughout the site to avoid conflict with operations of the proposed PV facility. Excessive growth of vegetation on site may affect operations of the PV facility, while excessive clearance of vegetation on site has concomitant impacts on the land in question. Management of vegetation at an optimum level of growth and height is required. | 5.12.1. Identify protocol for pruning of vegetation and clearance where required. 5.12.2. Identify level of pruning and vegetation management required. | <ul style="list-style-type: none"> Identify means of pruning and clearance of vegetation. For example, brushcutter, grazing etc. | <ul style="list-style-type: none"> Ongoing and as required | <ul style="list-style-type: none"> Environmental Manager |

| Impact | Mitigation/Management Objectives | Mitigation/Management Actions | Monitoring | | |
|--------------------------------------|--|--|---|--|---|
| | | | Methodology | Frequency | Responsibility |
| 5.13. Loss of SSC and their habitats | Control loss of natural vegetation during the operational phase. Prevent impacts on natural vegetation in sensitive habitats and SSC. | 5.13.1. Unnecessary impacts on surrounding natural vegetation must be avoided. All operational and maintenance vehicles to remain on the roads and no driving off road allowed. No unauthorized persons should be allowed onto the site. | <ul style="list-style-type: none"> Strict control over the behaviour of operation workers, restricting activities to within demarcated areas for operation. Strict control and proper education of staff to prevent misconduct. | <ul style="list-style-type: none"> Monthly | <ul style="list-style-type: none"> Environmental Manager |
| | | 5.13.2. The collection, hunting or harvesting of any plants, any protected trees, fuel wood or animals at the site should be strictly forbidden and the staff educated to prevent this from happening. | <ul style="list-style-type: none"> Strict control over the behaviour of construction workers, restricting activities to within demarcated areas for construction. Carry out Environmental Awareness Training. Conduct audits of the signed attendance registers. | <ul style="list-style-type: none"> Daily Once-off training and ensure all new staff are inducted. As required | <ul style="list-style-type: none"> Facility Manager and Environmental Manager Facility Manager Environmental Manager |
| | | 5.13.3. All hazardous materials should be stored in the appropriate manner to prevent impacts on vegetation. Any accidental chemical, fuel and oil spills that occur at the site should be cleaned up in the appropriate manner as related to the nature of the spill. | <ul style="list-style-type: none"> Monitor the activities via visual inspections, and record and report any non-compliance. | <ul style="list-style-type: none"> Daily | <ul style="list-style-type: none"> Environmental Manager |
| | | 5.13.4. Fires should only be allowed within fire-safe demarcated areas. Open fires must be prohibited. Appropriate fire safety training should also be provided to staff that are to be on site for the duration of the operational phase. | <ul style="list-style-type: none"> Strict control over the behaviour of construction workers, restricting activities to within demarcated areas. Ensure fire safety requirements are well understood and respected by workers (by providing basic fire safety training). | <ul style="list-style-type: none"> Daily | <ul style="list-style-type: none"> Facility Manager and Environmental Manager |
| | | 5.13.5. A storm-water management plan must be implemented during the operational phase. Regular inspections of stormwater infrastructure should be undertaken to ensure that it is kept clear of all debris and weeds. | <ul style="list-style-type: none"> Verify that the stormwater management plan is being implemented and signed off prior the commencement of operations. Undertake regular inspections of the stormwater infrastructure (i.e. by implementing walk through inspections). | <ul style="list-style-type: none"> Prior to commencement of operations. Weekly/Monthly | <ul style="list-style-type: none"> Environmental Manager Facility Manager |

| Impact | Mitigation/Management Objectives | Mitigation/Management Actions | Monitoring | | |
|---|--|--|---|---|--|
| | | | Methodology | Frequency | Responsibility |
| | | <p>5.13.6. Undertake maintenance of rehabilitated areas in accordance with the rehabilitation and landscaping plan.</p> <p>5.13.7. Continue with on-going monitoring programme to detect and quantify any alien species that may become established and identify the highly invasive species during the operation phase.</p> | <ul style="list-style-type: none"> Monitor topsoil removal and rehabilitation activities, and record and report non-compliance. Monitor the presence of alien invasive species on the development site. | <ul style="list-style-type: none"> Weekly or Monthly Reporting frequency depends on legal compliance framework | <ul style="list-style-type: none"> Facility Manager and Environmental Manager Facility Manager and Environmental Manager |
| 5.14. Impact and loss of fauna as a result of operational activities. | To reduce the loss of and impact on fauna. | <p>5.14.1. Prior to the commencement of the operational phase, the plant manager and the landowner need to reach a decision in terms of the allowance of faunal activities or redress of faunal activities within site.</p> <p>5.14.2. Identify points of excessive faunal activity and impact on operations. Undertake monitoring of faunal activities within the fenced area of the site and the immediate proximity of the site.</p> <p>5.14.3. Reduction in speed limits in and around site.</p> | <ul style="list-style-type: none"> Establish reporting procedure. Monitor the presence of fauna during the operational phase via visual inspections and site visits. Carry out Environmental Awareness Training. Conduct audits of the signed attendance registers. | <ul style="list-style-type: none"> Daily Daily Once-off training and ensure all new staff are inducted. As required | <ul style="list-style-type: none"> Facility Manager and Environmental Manager Facility Manager and Environmental Manager Facility Manager Environmental Manager |
| 5.15. Impact and loss of fauna as a result of the fence line and exclusion of fauna from site resulting in ecological change within the site. | To reduce the impact and loss of fauna from site as a result of their exclusion from the area. | <p>5.15.1. Avoidance of damage to infrastructure by faunal activity as well as impact on fauna as a result of the site infrastructure.</p> <p>5.15.2. Identify impact of burrowing and other faunal activities on the fence line and operations activities.</p> <p>5.15.3. Undertake the management of faunal intrusion through the fence, including possible mortalities.</p> <p>5.15.4. Provide critter paths through the fence line to allow species access to site.</p> <p>5.15.5. Ensure that the live electrical fence wire is not placed at ground level.</p> <p>5.15.6. Conduct inspections of the fence line to address any animals that may be affected by the fence.</p> <p>5.15.7. Promote and support faunal presence and activities within the proposed PV facility.</p> | <ul style="list-style-type: none"> Identify where fauna may be affecting operations of site (burrows etc.) Consider redress if necessary. Conduct regular (daily) inspections of the fence line to address any animals that may be affected by the fence. Monitor the activities via visual inspections, and record and report any non-compliance. | <ul style="list-style-type: none"> Daily to monthly record keeping. A register of all faunal sightings indicating date of siting; species affected; position of species (specific or indicative) and other observations should be established. Daily | <ul style="list-style-type: none"> Environmental Manager and Project Developer (Scatec Solar) Environmental Manager and Project Developer (Scatec Solar) Environmental Manager and Project Developer (Scatec Solar) |

| Impact | Mitigation/Management Objectives | Mitigation/Management Actions | Monitoring | | |
|--|---|---|---|--|--|
| | | | Methodology | Frequency | Responsibility |
| 5.16. Maintenance of cordon of 120 m buffer around dolerite kopjie | Restriction of access and incursion into the dolerite kopjie and proximal areas to maintain the area as habitat under the prevailing land use/conservation value. | 5.16.1. Exclude site from facility and ensure that intrusion by park staff and contractors is limited and undertaken for land management purposes | <ul style="list-style-type: none"> Ensure exclusion of kopjie and 120 m buffer area from site Monitor area for incursions by staff and contractors. | <ul style="list-style-type: none"> Ongoing | <ul style="list-style-type: none"> Project Developer (Scatec Solar) |
| 5.17. Impact of ELP around the site. | The avoidance of electrical light pollution through prudent positioning of external lighting. | 5.17.1. Placement of lighting, particularly security lighting to avoid excessive influence on surrounding areas. | <ul style="list-style-type: none"> Review lighting plans and identify important habitat zones to be avoided. | <ul style="list-style-type: none"> Prior to the installation of lighting. | <ul style="list-style-type: none"> Project Developer (Scatec Solar) and Environmental Manager |
| 5.18. Faunal and avifaunal road mortality as a result of increased vehicles travelling to and within the site. | Minimise loss of fauna as a result of road mortalities. | 5.18.1. The operational personnel and staff should be made aware of the presence of fauna within the proposed project area. The operational personnel and staff must also be made aware of the general speed limits on site and must be alert at all times for potential crossings. | <ul style="list-style-type: none"> Carry out Environmental Awareness Training. Conduct audits of the signed attendance registers. | <ul style="list-style-type: none"> Once-off training and ensure that all new staff are inducted. Monthly | <ul style="list-style-type: none"> Facility Manager Environmental Manager |
| | | 5.18.2. To ensure that animals are not attracted to the site (and potentially resulting in increased road mortality), the waste collection bins and skips should be covered with suitable material, where appropriate, and the offices must be kept clean on a daily basis. | <ul style="list-style-type: none"> Monitor the activities via visual inspections, and record and report any non-compliance. | <ul style="list-style-type: none"> Daily | <ul style="list-style-type: none"> ECO and Contractor |
| D. DECOMMISSIONING PHASE | | | | | |
| 5.19. Rehabilitation of flora on site | Re-vegetation of the disturbed site is aimed at approximating as near as possible the natural vegetative conditions prevailing prior to operation. | <p>5.19.1. All damaged areas shall be rehabilitated upon completion of the contract.</p> <p>5.19.2. All natural areas must be rehabilitated with species indigenous to the area. Re-seed with locally-sourced seed of indigenous grass species that were recorded on site pre-construction.</p> <p>5.19.3. Rehabilitation must be executed in such a manner that surface run-off will not cause erosion of disturbed areas.</p> | <ul style="list-style-type: none"> Conduct a final external audit to confirm that area is rehabilitated to an acceptable level. | <ul style="list-style-type: none"> Once off | <ul style="list-style-type: none"> Project Developer (Scatec Solar) with feedback and input from an appropriate specialist. with advice from specialist |

6 OPEN SPACE MANAGEMENT PLAN

| Impact | Mitigation/Management Objectives | Mitigation/Management Actions | Monitoring | | |
|--|---|--|---|---|---|
| | | | Methodology | Frequency | Responsibility |
| A. DESIGN PHASE | | | | | |
| 6.1. Loss of vegetation and habitat fragmentation | Keeping the area cleared of vegetation to a minimum | 6.1.1. Clearing of vegetation should be kept to a minimum and take into consideration the sensitivities on site shown in Appendices A and B of this EMPr. | <ul style="list-style-type: none"> Ensure that solar panel/array design and layout is uniform and well-adapted to the surrounding environment and that no unnecessary areas are cleared of vegetation. | Once-off during design | Project Developer (Scatec Solar) |
| 6.2. Impacts due to establishment of alien invasive plants | Ensure the appropriate removal of alien invasive vegetation from the proposed project area and prevent the establishment and spread of alien invasive plants due to the project activities. | 6.2.1. Ensure compliance with relevant Environmental Specifications for the control and removal of alien invasive plant species. 6.2.2. Appoint a specialist or contact relevant authorities to seek guidance on the removal of the alien vegetation on site. 6.2.3. Compile and finalise an alien weed eradication programme. | <ul style="list-style-type: none"> Appoint a suitable specialist/ Contractor or contact the relevant authorities to seek guidance on the removal of the planted alien invasive species. Appoint a suitable specialist to compile an alien invasive vegetation eradication plan. Ensure that this is taken into consideration during the planning and design phase by reviewing signed minutes of meetings or signed reports. | <ul style="list-style-type: none"> Once-off during the design phase. Once-off during the design phase. Once-off during the design phase. | <ul style="list-style-type: none"> Project Developer (Scatec Solar) Project Developer (Scatec Solar) ECO |
| 6.3. Permanent barriers to animal movement and habitat fragmentation | The reduction in the impact that barrier will have on animal movement within the area | 6.3.1. Fencing should allow for the passage of small and medium sized mammals and all forms of mesh fencing should be avoided. | <ul style="list-style-type: none"> Ensure that this is taken into consideration during the planning and design phase by reviewing signed minutes of meetings or signed reports. | Once-off during the planning and design phase | Project Developer (Scatec Solar) |
| | | 6.3.2. All remaining areas that are not impacted upon by the proposed development footprint should remain unfenced to allow for movement corridors between the remainder of the farm. | <ul style="list-style-type: none"> Ensure that this is taken into consideration during the planning and design phase by reviewing signed minutes of meetings or signed reports. | Once-off during the planning and design phase | Project Developer (Scatec Solar) |
| | | 6.3.3. BFDs should be installed on the overhead cables where known flight paths of birds occur. | <ul style="list-style-type: none"> Identify appropriate points within infrastructure for the establishment of BFDs. Verify that this is undertaken by reviewing the signed approved designs. | <ul style="list-style-type: none"> Once-off Once-off | <ul style="list-style-type: none"> Project Developer (Scatec Solar) and ECO ECO |

| Impact | Mitigation/Management Objectives | Mitigation/Management Actions | Monitoring | | |
|--|---|---|--|---|--|
| | | | Methodology | Frequency | Responsibility |
| B. CONSTRUCTION PHASE | | | | | |
| 6.4. Permanent barriers to animal movement and habitat fragmentation | The reduction in the impact that barrier will have on animal movement within the area | 6.4.1. BFDs should be installed on the overhead cables where known flight paths of birds occur. | <ul style="list-style-type: none"> The flight paths and birds observed in the area should be monitored by the ECO during the construction phase to determine where these measures should be installed. Verify whether these have been installed by inspecting the site prior to commencement of the operational phase. | <ul style="list-style-type: none"> Daily Once-off | <ul style="list-style-type: none"> ECO and Contractor ECO |
| | | 6.4.2. Fencing should allow for the passage of small and medium sized mammals and all forms of mesh fencing should be avoided. | <ul style="list-style-type: none"> This should be monitored by the ECO to determine whether this is effective. | <ul style="list-style-type: none"> Daily | <ul style="list-style-type: none"> ECO and Contractor |
| 6.5. Loss of vegetation and habitat fragmentation | Keeping the area cleared of vegetation to a minimum | 6.5.1. Clearing of vegetation should be kept to a minimum, keeping the width and length of the earthworks to a minimum. | <ul style="list-style-type: none"> Monitor activities and record and report non-compliance. | <ul style="list-style-type: none"> Daily | <ul style="list-style-type: none"> ECO and Contractor |
| C. OPERATIONAL PHASE | | | | | |
| 6.6. Increased risk of alien plant invasion | Ensure that the site is kept free from alien invasive species. | 6.6.1. Continuously monitor the site and remove alien invasive species that are found. | <ul style="list-style-type: none"> Monitor the presence of alien invasive species on the development site. | <ul style="list-style-type: none"> Reporting frequency depends on legal compliance framework | <ul style="list-style-type: none"> Facility Manager and Environmental Manager |
| 6.7. Increased animal road mortality | Minimise loss of fauna as a result of road mortalities. | 6.7.1. Create awareness during staff induction programmes. Staff must be made aware of the general speed limits as well as the potential animals that may cross and how to react in these situations. | <ul style="list-style-type: none"> Conduct staff awareness training programmes. | <ul style="list-style-type: none"> Once-off training and ensure all new staff are inducted. | <ul style="list-style-type: none"> Facility Manager and Environmental Manager |
| 6.8. Permanent barriers to animal movement and habitat fragmentation | Avoid or reduce bird collisions with or due to infrastructure related to the project | 6.8.1. The impact on birds must be monitored by environmental staff member during the first six months of the operational phase. | <ul style="list-style-type: none"> Record any evidence of bird collisions, injury or other bird-related incidents (with GPS coordinates). Where necessary, a bird specialist should oversee the recording and reporting of incidents, help with species identification, assess the significance of any impacts, and if required, suggest mitigation. | <ul style="list-style-type: none"> Weekly for the first month, thereafter, monthly | <ul style="list-style-type: none"> Project Developer (Scatec Solar) |

| Impact | Mitigation/Management Objectives | Mitigation/Management Actions | Monitoring | | |
|--|--|---|---|-----------------|------------------------------------|
| | | | Methodology | Frequency | Responsibility |
| | | 6.8.2. Annual monitoring by an avifaunal specialist. This should be based on a minimum of 3-5 days observations. | ▪ Monitor the flight paths of birds occurring on site, noting which birds are seen. | ▪ Annually | ▪ Project Developer (Scatec Solar) |
| | | 6.8.3. Any avian mortality or injury at the facility should be duly recorded and reported. | ▪ Record any bird fatalities and undertake the necessary reporting to relevant authority. | ▪ When required | ▪ Project Developer (Scatec Solar) |
| D. DECOMMISSIONING PHASE | | | | | |
| 6.9. No specific impacts are associated with the decommissioning phase other than those from the operational phase that will still be relevant for the duration of the decommissioning phase due to on-going occupation of the area. | To manage impacts on the surrounding environment during the operational phase. | 6.9.1. Disturbed and transformed areas should be contoured to approximate naturally occurring slopes to avoid lines and forms that will contrast with the existing landscapes | ▪ Final external audit of area to confirm that area is rehabilitated to an acceptable level | ▪ Once off | ▪ Project Developer (Scatec Solar) |
| | | 6.9.2. Stockpiled topsoil should be reapplied to disturbed areas and these areas should be re-vegetated using a mix of native species in such a way that the areas will form as little contrast in form, line, colour and texture with the surrounding undisturbed landscape. | ▪ Final external audit of area to confirm that area is rehabilitated to an acceptable level | ▪ Once off | ▪ Project Developer (Scatec Solar) |
| | | 6.9.3. Edges of re-vegetated areas should be feathered to reduce form and line contrasts with surrounding undisturbed landscape. | ▪ Final external audit of area to confirm that area is rehabilitated to an acceptable level | ▪ Once off | ▪ Project Developer (Scatec Solar) |

7 TRAFFIC MANAGEMENT PLAN INCLUDING TRANSPORTATION PLAN

| Impact | Mitigation/Management Objectives | Mitigation/Management Actions | Monitoring | | |
|-----------------------------------|--|--|--|---|--|
| | | | Methodology | Frequency | Responsibility |
| A. DESIGN PHASE | | | | | |
| 7.1. Increased traffic generation | Manage impact that additional traffic generation will have on road network | 7.1.1. If abnormal loads need to be transported by road to the site, a permit needs to be obtained from the Provincial Government Northern Cape (PGNC) Department of Public Works, Roads and Transport. | <ul style="list-style-type: none"> Ensure that the permits are applied for and obtained prior to commencement. Verify that this has been undertaken by reviewing approved permits. | <ul style="list-style-type: none"> Once-off during the design phase Once-off during the design phase. | <ul style="list-style-type: none"> Contractor ECO |
| | | 7.1.2. If the Transnet Service Road will be used as the designated access road to site, discussions must be held with Transnet Freight Rail prior to commencement to confirm requirements and details of the agreement. | <ul style="list-style-type: none"> Ensure that this is taken into consideration during the planning and design phase by reviewing signed minutes of meetings or signed reports. | <ul style="list-style-type: none"> Once-off during the design phase. | <ul style="list-style-type: none"> Project Developer (Scatec Solar) and ECO |
| | | 7.1.3. Ensure that the requirements for use of the Transnet Service Road are addressed and considered in the design, as and where applicable. | <ul style="list-style-type: none"> Ensure that this is taken into consideration during the planning and design phase by reviewing signed minutes of meetings or signed reports. | <ul style="list-style-type: none"> Once-off during the design phase. | <ul style="list-style-type: none"> Project Developer (Scatec Solar) and ECO |
| | | 7.1.4. If the Transnet Service Road will be used as the designated access road, the registration details of all vehicles that will make use of the road during the construction and operational phases must be provided to Transnet Freight Rail, in order to obtain official permits. | <ul style="list-style-type: none"> Ensure that the permits are applied for and obtained prior to commencement. Verify that this has been undertaken by reviewing approved permits. | <ul style="list-style-type: none"> Once-off during the design phase Once-off during the design phase. | <ul style="list-style-type: none"> Contractor ECO |
| | | 7.1.5. Provide a Transport Traffic Plan to SANRAL (if required). | <ul style="list-style-type: none"> Ensure that the plan is compiled and submitted prior to commencement. Verify that this has been undertaken by reviewing approved plans. | <ul style="list-style-type: none"> Once-off during the design phase Once-off during the design phase. | <ul style="list-style-type: none"> Contractor ECO |

| Impact | Mitigation/Management Objectives | Mitigation/Management Actions | Monitoring | | |
|---|--|---|--|---|--|
| | | | Methodology | Frequency | Responsibility |
| 7.2. Accelerated degradation of road structure due to construction and operational traffic. | Limit the deterioration of the road condition due to construction and operational traffic. | 7.2.1. A Road Maintenance Plan should be developed for the section of the Transnet Service Road that will be used. The plan should address the requirements of Transnet Freight Rail, including but not limited to, grading, dust suppressant mechanisms, drainage, signage, and speed limits. | <ul style="list-style-type: none"> Ensure that the plan is compiled and submitted prior to commencement. Verify that this has been undertaken by reviewing approved plans. | <ul style="list-style-type: none"> Once-off during the design phase Once-off during the design phase. | <ul style="list-style-type: none"> Contractor ECO |
| B. CONSTRUCTION PHASE | | | | | |
| 7.3. Increased traffic generation during the construction phase resulting in a reduction of road based level of service | Reduce the amount of road based traffic during the construction phase. | 7.3.1. Well maintained vehicles should be used together with well-trained drivers during the construction phase. Vehicle maintenance and driver competency should be monitored. Proof of driver competency as well as the vehicle checks should be verified and undertaken to ensure that vehicles are roadworthy and hence, do not pose a safety risk. The Contractors must ensure that construction vehicles are roadworthy, properly serviced and maintained, and respect the vehicle safety standards implemented by the Project Developer. | <ul style="list-style-type: none"> Carry out random checks of driver licenses and conduct random visual inspections of construction vehicles for roadworthiness. | <ul style="list-style-type: none"> Random visual inspection of vehicles weekly. | <ul style="list-style-type: none"> Contractor |
| | | 7.3.2. Plan trips so that it occurs during the day but avoid construction vehicle movement on the regional road during peak time (06:00-10:00 and 16:00-20:00). | <ul style="list-style-type: none"> Monitor and management of traffic generated and when trips are made. | <ul style="list-style-type: none"> During construction | <ul style="list-style-type: none"> Contractor and ECO |
| | | 7.3.3. During the construction phase, suitable parking areas should be designated for trucks and vehicles. | <ul style="list-style-type: none"> Monitor the placement of the designated parking area for trucks and vehicles via visual inspections and record and report any non-compliance. | <ul style="list-style-type: none"> Once-off prior to construction and as required during the construction phase. | <ul style="list-style-type: none"> Project Developer (Scatec Solar) and ECO |
| | | 7.3.4. The use of public transport (buses and/or minibus taxis) to convey construction personnel to the site should be encouraged. | <ul style="list-style-type: none"> Contractor may record arrival and departure times as well as number of workers using minibuses. | <ul style="list-style-type: none"> Once a month on a randomly selected day. | <ul style="list-style-type: none"> Appointed Contractor |
| | | 7.3.5. It is recommended that vehicles are not overloaded during the construction phase in order to reduce impacts on the road | <ul style="list-style-type: none"> Perform visual inspection of vehicles during the construction | <ul style="list-style-type: none"> Random visual inspection of | <ul style="list-style-type: none"> Appointed Contractor |

| Impact | Mitigation/Management Objectives | Mitigation/Management Actions | Monitoring | | |
|--|--|---|--|--|---|
| | | | Methodology | Frequency | Responsibility |
| | | structures, particularly the access roads leading to the site. Random visual inspection of vehicles should be undertaken in order to monitor for overloading. The inspections should also verify if the trucks are covered with appropriate material (such as tarpaulin) if and where possible. | phase. | vehicles weekly. | |
| 7.4. Increased level of road accidents (involving pedestrians, animals, other motorists on the surrounding tarred/gravel road network) due to increased traffic during construction. | Minimise the impact of the construction activities on the local traffic and avoid accidents with pedestrians, animals and other drivers on the surrounding tarred/gravel roads. Reduce number of road accidents due to increased traffic during construction. | 7.4.1. Well maintained vehicles should be used together with well-trained drivers during the construction phase. Vehicle maintenance and driver competency should be monitored. Proof of driver competency as well as the vehicle checks should be verified and undertaken to ensure that vehicles are roadworthy and hence, do not pose a safety risk. The Contractors must ensure that construction vehicles are roadworthy, properly serviced and maintained, and respect the vehicle safety standards implemented by the Project Developer. | <ul style="list-style-type: none"> Carry out random checks of driver licenses and conduct random visual inspections of construction vehicles for roadworthiness. | <ul style="list-style-type: none"> Random visual inspection of vehicles weekly. | <ul style="list-style-type: none"> Contractor |
| | | 7.4.2. Road kill monitoring programme (inclusive of wildlife collisions record keeping) should be established and fences should be installed, if needed, to direct animals to safe road crossings. | <ul style="list-style-type: none"> Appropriate monitoring should be undertaken and fences installed, if needed to direct animals to safe road crossings. | <ul style="list-style-type: none"> Weekly | <ul style="list-style-type: none"> Contractor and ECO |
| | | 7.4.3. Adhere to all speed limits applicable to all roads used. All heavy load vehicles should maintain a speed limit of 40 km/hour in the proposed section of the Transnet Service Road. | <ul style="list-style-type: none"> Ensure that speed limits are adhered to. Carry out random visual inspections to verify speed limits and general awareness of vehicle drivers. | <ul style="list-style-type: none"> Daily Random during the construction phase | <ul style="list-style-type: none"> Contractor and ECO ECO |
| | | 7.4.4. Implement clear and visible signage and signals indicating movement of vehicles at the intersection with the Transnet Service Road to ensure safe entry and exit. | <ul style="list-style-type: none"> Implement clear signalisation. Carry out random inspections to verify whether proper construction signage is being implemented. | <ul style="list-style-type: none"> On-going Random during the construction phase | <ul style="list-style-type: none"> Contractor and ECO ECO |

| Impact | Mitigation/Management Objectives | Mitigation/Management Actions | Monitoring | | |
|--|--|--|---|--|----------------------|
| | | | Methodology | Frequency | Responsibility |
| 7.5. Accelerated degradation of road structure due to construction traffic. | Limit the deterioration of the road condition due to construction traffic. | 7.5.1. Construction activities will have a higher impact than the normal road activity and therefore the main access roads to site should be inspected on a weekly basis for structural damage. | <ul style="list-style-type: none"> Ensure that the main access road to site maintains current condition through photographic surveys and monitoring. | Weekly | Contractor and ECO |
| | | 7.5.2. Implement management strategies for dust generation e.g. apply dust suppressant on the Transnet Service Road, exposed areas and stockpiles. | <ul style="list-style-type: none"> Ensure dust management measures are in place to adequately decrease the generation of dust. | On-going | Contractor and ECO |
| | | 7.5.3. It is recommended that vehicles are not overloaded during the construction phase in order to reduce impacts on the road structures, particularly the access roads leading to the site. Random visual inspection of vehicles should be undertaken in order to monitor for overloading. The inspections should also verify if the trucks are covered with appropriate material (such as tarpaulin) if and where possible. | <ul style="list-style-type: none"> Perform visual inspection of vehicles during the construction phase. | Random visual inspection of vehicles weekly. | Appointed Contractor |
| | | 7.5.4. Make provision for the repairing of subgrade deterioration (i.e. pot holes, dust holes) that could possibly result due to loading of heavy construction vehicles on the Transnet Service Road. | <ul style="list-style-type: none"> Make provision for repairs required to road | Agree to with Transnet | Contractor and ECO |
| 7.6. Impact on air quality due to dust generation, noise and exhaust emissions from construction vehicles and equipment. | Limit the release of noise, pollutants and dust emissions | 7.6.1. Implement management strategies for dust generation e.g. apply dust suppressant on the Transnet Service Road, exposed areas and stockpiles. | <ul style="list-style-type: none"> Ensure dust management measures are in place to adequately decrease the generation of dust. | On-going | Contractor and ECO |
| | | 7.6.2. Construction vehicles must have their lights on at all times. Lights to be properly set to not blind train drivers (SPAD). | <ul style="list-style-type: none"> Ensure lights are on and properly set. | On-going | Contractor and ECO |
| | | 7.6.3. Postpone or reduce dust-generating activities during periods with strong wind. Earthworks may need to be rescheduled or the frequency of application of dust control/suppressant increased. | <ul style="list-style-type: none"> Ensure dust management measures are in place to decrease the dust generated | On-going | Contractor and ECO |

| Impact | Mitigation/Management Objectives | Mitigation/Management Actions | Monitoring | | |
|---|---|--|--|--|--|
| | | | Methodology | Frequency | Responsibility |
| | | 7.6.4. Avoid using old and unmaintained construction equipment (which generate high sound levels) and ensure equipment is well maintained. | <ul style="list-style-type: none"> Manage the air pollutants from construction vehicles through checking the condition of vehicles | <ul style="list-style-type: none"> On-going | <ul style="list-style-type: none"> Contractor and ECO |
| C. OPERATIONAL PHASE | | | | | |
| 7.7. Increased level of road accidents (involving pedestrians, animals, other motorists on the surrounding tarred/gravel road network) due to increased traffic during the operational phase. | <p>Minimise the impact of the operational activities on the local traffic and avoid accidents with pedestrians, animals and other drivers on the surrounding tarred/gravel roads.</p> <p>Reduce number of road accidents due to increased traffic during the operational phase.</p> | 7.7.1. Well maintained vehicles should be used together with well-trained drivers during the operational phase, as required. Vehicle maintenance and driver competency should be monitored. Proof of driver competency as well as the vehicle checks should be verified and undertaken to ensure that vehicles are roadworthy and hence, do not pose a safety risk. Vehicles must be roadworthy, properly serviced and maintained. | <ul style="list-style-type: none"> Carry out random checks of driver licenses and conduct random visual inspections of vehicles for roadworthiness. | <ul style="list-style-type: none"> Random visual inspection of vehicles weekly. | <ul style="list-style-type: none"> Facility Manager |
| | | 7.7.2. Adhere to all speed limits applicable to all roads used. All heavy load vehicles should maintain a speed limit of 40 km/hour in the proposed section of the Transnet Service Road. | <ul style="list-style-type: none"> Ensure that speed limits are adhered to. Carry out random visual inspections to verify speed limits and general awareness of vehicle drivers. | <ul style="list-style-type: none"> Daily Random during the operational phase | <ul style="list-style-type: none"> Facility Manager Facility Manager |
| | | 7.7.3. Implement clear and visible signage and signals indicating movement of vehicles at the intersection with the Transnet Service Road to ensure safe entry and exit. | <ul style="list-style-type: none"> Implement clear signalisation. Carry out random inspections to verify whether proper construction signage is being implemented. | <ul style="list-style-type: none"> Ongoing Random during the operational phase | <ul style="list-style-type: none"> Facility Manager Facility Manager |
| | | 7.7.4. The use of public transport (buses and/or minibus taxis) or carpooling to convey operational personnel to the site should be encouraged. | <ul style="list-style-type: none"> Monitor the requirements | <ul style="list-style-type: none"> On-going | <ul style="list-style-type: none"> Facility Manager |
| | | 7.7.5. Adhere to requirements made within Transport Traffic Plan. | <ul style="list-style-type: none"> Monitor the requirements as set out in the Plan as ensure that it is adhered to | <ul style="list-style-type: none"> On-going | <ul style="list-style-type: none"> Facility Manager |
| | | 7.7.6. Limit access to the site to personnel. | <ul style="list-style-type: none"> Maintain a register of visitors and staff that enter site and restrict access to personnel. | <ul style="list-style-type: none"> On-going | <ul style="list-style-type: none"> Facility Manager |
| | | | | | |

| Impact | Mitigation/Management Objectives | Mitigation/Management Actions | Monitoring | | |
|---|---|---|---|--|--|
| | | | Methodology | Frequency | Responsibility |
| 7.8. Accelerated degradation of road structure due to operational traffic. | Limit the deterioration of the road condition due to operational phase traffic. | 7.8.1. The main access roads to site should be inspected on a weekly basis for structural damage. | <ul style="list-style-type: none"> Ensure that the main access road to site maintains current condition through photographic surveys and monitoring. | Weekly | <ul style="list-style-type: none"> Facility Manager |
| | | 7.8.2. Implement management strategies for dust generation e.g. apply dust suppressant on the Transnet Service Road, exposed areas and stockpiles. | <ul style="list-style-type: none"> Ensure dust management measures are in place to adequately decrease the generation of dust. | On-going | <ul style="list-style-type: none"> Facility Manager |
| | | 7.8.3. It is recommended that vehicles are not overloaded during the operational phase (where applicable) in order to reduce impacts on the road structures, particularly the access roads leading to the site. Random visual inspection of vehicles should be undertaken in order to monitor for overloading (where applicable). | <ul style="list-style-type: none"> Perform visual inspection of vehicles during the construction phase. | Random visual inspection of vehicles weekly. | <ul style="list-style-type: none"> Facility Manager |
| | | 7.8.4. Make provision for the repairing of subgrade deterioration (i.e. pot holes, dust holes) that could possibly result due to overloading of vehicles (where applicable) on the Transnet Service Road. | <ul style="list-style-type: none"> Make provision for repairs required to road. | Agree to with Transnet | <ul style="list-style-type: none"> Project Developer (Scatec Solar) |
| | | 7.8.5. Implement requirements of the Road Maintenance Plan. | <ul style="list-style-type: none"> Adhere to requirements of the Road Maintenance Plan. | On-going | <ul style="list-style-type: none"> Facility Manager |
| D. DECOMMISSIONING PHASE | | | | | |
| 7.9. Ensure that the construction mitigation and management measures are adhered to during the decommissioning phase. | | | | | |

8 STORM WATER MANAGEMENT PLAN

| Impact | Mitigation/Management Objectives | Mitigation/Management Actions | Monitoring | | |
|--|---|---|---|---|---|
| | | | Methodology | Frequency | Responsibility |
| A. DESIGN PHASE | | | | | |
| 8.1. Impact of the project if a detailed storm water management plan is not correctly prepared. | To limit the effect of uncontrolled storm water run-off from developed areas onto natural areas | 8.1.1. Prepare a detailed stormwater management plan outlining appropriate treatment measures to address runoff from disturbed portions of the site, such that they do not: <ul style="list-style-type: none"> ▪ result in concentrated flows into natural watercourses i.e. provision should be made for temporary or permanent measures that allow for attenuation, control of velocities and capturing of sediment upstream of natural water courses; ▪ result in any necessity for concrete or other lining of natural water courses to protect them from concentrated flows of the development; ▪ divert flows out of their natural flow pathways, thus depriving downstream watercourses of water. | <ul style="list-style-type: none"> ▪ Check compliance with specified conditions. ▪ Ensure that this is taken into consideration during the planning and design phase by reviewing signed minutes of meetings or signed reports. | <ul style="list-style-type: none"> ▪ Once-off during design followed by regular control ▪ During the design phase | <ul style="list-style-type: none"> ▪ Contractor ▪ ECO |
| B. CONSTRUCTION PHASE | | | | | |
| 8.2. Diversion and impedance surface water flows - Changes to the hydrological regime and increased potential for erosion. | Prevent interference with natural run-off patterns, diverting flows and increasing the velocity of surface water flows. | 8.2.1. The appointed Contractor should compile a Method Statement for Stormwater Management during the construction phase. | <ul style="list-style-type: none"> ▪ Compile a Method Statement for Stormwater Management during the construction phase. ▪ Inspect and verify if a Method Statement for Stormwater Management has been compiled by the Contractor via audits prior to the commencement of the construction phase. | <ul style="list-style-type: none"> ▪ Prior to the construction phase. ▪ Once-off prior to the commencement of the construction phase. | <ul style="list-style-type: none"> ▪ Contractor ▪ ECO |

| Impact | Mitigation/Management Objectives | Mitigation/Management Actions | Monitoring | | |
|---|----------------------------------|---|--|---|---|
| | | | Methodology | Frequency | Responsibility |
| Diversion and increased velocity of surface water flows - reduction in permeable surfaces | | 8.2.2. Stormwater and any run-off generated by the hard surfaces should be discharged into retention swales or areas with rock rip-rap (or similar). These could be used to enhance the sense of place, if they are planted with indigenous vegetation. | <ul style="list-style-type: none"> Check compliance with specified conditions of the Stormwater Management Plan and Method Statement. | <ul style="list-style-type: none"> Weekly or bi-weekly | <ul style="list-style-type: none"> ECO |
| | | 8.2.3. Erosion and sedimentation into water bodies must be minimised through the effective stabilisation (gabions and Reno mattresses or similar) and the re-vegetation of any disturbed riverbanks. | <ul style="list-style-type: none"> Check compliance with specified conditions of the Stormwater Management Plan and Method Statement. | <ul style="list-style-type: none"> Weekly or Bi-weekly | <ul style="list-style-type: none"> ECO |
| | | 8.2.4. Place energy dissipation structures in a manner that allows the management of flows prior to being discharged into the natural environment, thus not only preventing erosion, but supporting the maintenance of natural base flows within these systems i.e. hydrological regime (water quantity and quality) is maintained. | <ul style="list-style-type: none"> Check compliance with specified conditions of the Stormwater Management Plan and Method Statement. | <ul style="list-style-type: none"> Weekly or bi-weekly | <ul style="list-style-type: none"> ECO |
| | | 8.2.5. Reinforce soil slopes to minimise erosion during rehabilitation (as needed, and once construction in a specific area has ceased). | <ul style="list-style-type: none"> Monitor activities and record and report non-compliance. | <ul style="list-style-type: none"> As needed during the construction phase | <ul style="list-style-type: none"> ECO |
| | | 8.2.6. Any irrigation of the development area for landscaping or dust control purposes should be controlled, such that it does not result in any measurable increase in moisture being passed into natural drainage lines. | <ul style="list-style-type: none"> Check compliance with specified conditions of the Stormwater Management Plan and Method Statement. | <ul style="list-style-type: none"> Weekly or bi-weekly | <ul style="list-style-type: none"> ECO |
| | | 8.2.7. Drainage along the sides of the roads should be designed so that it does not result in concentrated flows into watercourses. | <ul style="list-style-type: none"> Check compliance with specified conditions of the Stormwater Management Plan and Method Statement. | <ul style="list-style-type: none"> Weekly or bi-weekly | <ul style="list-style-type: none"> ECO |
| | | 8.2.8. Perform periodic inspections and maintenance of soil erosion measures and stormwater control structures. | <ul style="list-style-type: none"> Monitor activities and record and report non-compliance. | <ul style="list-style-type: none"> As needed during the construction phase | <ul style="list-style-type: none"> ECO |

| Impact | Mitigation/Management Objectives | Mitigation/Management Actions | Monitoring | | | | | | |
|--|--|---|--|---|---|---|---|--|--|
| | | | Methodology | Frequency | Responsibility | | | | |
| 8.3. Pollution of the surrounding environment as a result of the contamination of stormwater. Contamination could result from the spillage of chemicals, oils, fuels, sewage, solid waste, litter etc. | To prevent contaminated stormwater from entering into and adversely impacting on freshwater ecosystems and reducing the water quality. | 8.3.1. The appointed Contractor should compile a Method Statement for Stormwater Management during the construction phase. | <ul style="list-style-type: none"> Compile a Method Statement for Stormwater Management during the construction phase. Inspect and verify if a Method Statement for Stormwater Management has been compiled by the Contractor via audits prior to the commencement of the construction phase. | <ul style="list-style-type: none"> Prior to the construction phase. Once-off prior to the commencement of the construction phase. | <ul style="list-style-type: none"> Contractor ECO | | | | |
| | | To reduce sedimentation of nearby water systems. | 8.3.2. Provide secure storage for fuel, oil, chemicals and other waste materials to prevent contamination of stormwater runoff. Fuels and chemicals (i.e. any hazardous materials and dangerous goods) used during the construction phase must be stored safely on site and in bunded areas. Fuel and chemical storage containers must be inspected to ensure that any leaks are detected early. | <ul style="list-style-type: none"> Monitor the storage and handling of dangerous goods and hazardous materials on site via site audits and record non-compliance and incidents. Monitor if spillages have taken place and if they are removed correctly. | <ul style="list-style-type: none"> Weekly | <ul style="list-style-type: none"> ECO | | | |
| | To apply best practice principles in managing risks to storm water pollution. | 8.3.3. All stockpiles must be protected from erosion and stored on flat areas where runoff will be minimised. Erosion and sedimentation into water bodies must be minimised through effective stabilisation. No stockpiling should take place within a watercourse. | | | | | <ul style="list-style-type: none"> Monitor the excavations and stockpiling process throughout the construction phase via visual site inspections. Record non-compliance and incidents. | <ul style="list-style-type: none"> Daily | <ul style="list-style-type: none"> ECO |
| | | 8.3.4. Stockpiles must be located away from river channels i.e. greater than 32 m. | | | | | | | |
| | | | | | | | 8.3.5. Littering and contamination of water resources during construction must be prevented by effective construction camp management. | <ul style="list-style-type: none"> Monitor via site audits and record non-compliance and incidents (i.e. by implementing walk through inspections). | <ul style="list-style-type: none"> Weekly |
| | | | 8.3.6. Emergency plans must be in place to deal with potential spillages (especially those leading to any watercourses). | <ul style="list-style-type: none"> Check compliance with specified conditions of the Stormwater Management Plan and Method Statement. | <ul style="list-style-type: none"> Weekly or Bi-weekly | <ul style="list-style-type: none"> ECO | | | |

| Impact | Mitigation/Management Objectives | Mitigation/Management Actions | Monitoring | | |
|--|--|---|---|--|--|
| | | | Methodology | Frequency | Responsibility |
| | | 8.3.7. Erosion and sedimentation into water bodies must be minimised through the effective stabilisation (gabions and Reno mattresses or similar) and the re-vegetation of any disturbed riverbanks. | <ul style="list-style-type: none"> Check compliance with specified conditions of the Stormwater Management Plan and Method Statement. | <ul style="list-style-type: none"> Weekly or Bi-weekly | <ul style="list-style-type: none"> ECO |
| | | 8.3.8. Ensure that the temporary site camp and ablution facilities are established at least 32 m away from the banks of the major drainage lines. | <ul style="list-style-type: none"> Monitor the placement of the site camp via visual inspections, and record and report any non-compliance. | <ul style="list-style-type: none"> Once-off prior to construction and as required during the construction phase. | <ul style="list-style-type: none"> ECO |
| | | 8.3.9. Ensure that there is no ad-hoc crossing of channels by vehicles during the construction phase. Access routes across the site should be strictly demarcated and selected with a view to minimise impacts on drainage lines. | <ul style="list-style-type: none"> Check compliance with specified conditions of the Stormwater Management Plan and Method Statement. | <ul style="list-style-type: none"> Weekly or Bi-weekly | <ul style="list-style-type: none"> ECO |
| | | 8.3.10. Ensure that no waste materials or sediments are left in the surrounding drainage lines (as a result of the construction). | <ul style="list-style-type: none"> Check compliance with specified conditions of the Stormwater Management Plan and Method Statement. | <ul style="list-style-type: none"> Weekly or Bi-weekly | <ul style="list-style-type: none"> ECO |
| | | 8.3.11. Regular inspections of stormwater infrastructure should be undertaken to ensure that it is kept clear of all debris and weeds. | <ul style="list-style-type: none"> Monitor via site audits and record non-compliance and incidents (i.e. by implementing walk through inspections). | <ul style="list-style-type: none"> Weekly | <ul style="list-style-type: none"> Contractor and ECO |
| C. OPERATIONAL PHASE | | | | | |
| 8.4. Stormwater discharge into the surrounding environment during operations | To minimise the contamination of stormwater by uncontrolled release of contaminated or grey water. | 8.4.1. An operational phase Stormwater Management Plan should be designed and implemented, with a view to prevent the passage of concentrated flows from hardened surfaces and onto natural areas. | <ul style="list-style-type: none"> Compile a Stormwater Management Plan for the operational phase. Inspect and verify if a Stormwater Management Plan has been compiled prior to the commencement of the operational phase. | <ul style="list-style-type: none"> Continuously during operational phase. Once-off prior to the commencement of the operational phase. | <ul style="list-style-type: none"> Project Developer (Scatec Solar) |
| | To protect soil resources and prevent soil erosion. | 8.4.2. All release points into the natural environment must have appropriate energy dissipaters to minimise scouring/erosion. | <ul style="list-style-type: none"> Monitor activities and record and report non-compliance. Monitor the placement of energy dissipaters via visual inspections, and record and report any non- | <ul style="list-style-type: none"> On-going | <ul style="list-style-type: none"> Project Developer (Scatec Solar) |

| Impact | Mitigation/Management Objectives | Mitigation/Management Actions | Monitoring | | |
|---|----------------------------------|---|---|--|--|
| | | | Methodology | Frequency | Responsibility |
| | | | compliance. | | |
| | | 8.4.3. As far as reasonably possible, separate “clean” and “dirty” storm water. As far as reasonably possible, capture and contain “dirty” stormwater for appropriate disposal/discharge. | <ul style="list-style-type: none"> Monitor via site audits and record non-compliance and incidents (i.e. by implementing inspections). | <ul style="list-style-type: none"> Weekly or as required during operations. | <ul style="list-style-type: none"> Project Developer (Scatec Solar) |
| | | 8.4.4. Regular inspections of stormwater infrastructure should be undertaken to ensure that it is kept clear of all debris and weeds. | <ul style="list-style-type: none"> Undertake regular inspections of the stormwater infrastructure (i.e. by implementing walk through inspections). | <ul style="list-style-type: none"> Weekly/Monthly | <ul style="list-style-type: none"> Project Developer (Scatec Solar) |
| D. DECOMMISSIONING PHASE | | | | | |
| 8.5. The proposed solar facility would be expected to run for a minimum period of 20 years, after which it would either be decommissioned, alternatively upgraded or an application submitted to obtain a new license. Should the plant be decommissioned, the solar field would be rehabilitated to its original (pre-development) state. In the (unlikely) event that none of the mitigation measures outlined for the construction and operational phases of the proposed project had been implemented, the period of time for recovery to take place would be extended. In the event that decommissioning occurs, and assuming implementation of mitigation measures, the hydrological regime should fully recover over time to present day conditions. | | | | | |

9 EROSION MANAGEMENT PLAN

| Impact | Mitigation/Management Objectives | Mitigation/Management Actions | Monitoring | | |
|---|---|--|---|--|---|
| | | | Methodology | Frequency | Responsibility |
| A. CONSTRUCTION PHASE | | | | | |
| 9.1. Increased wind erosion and resultant deposition of dust | Prevent wind erosion and resultant deposition of dust on surrounding indigenous vegetation. | 9.1.1. Sand, stone and cement should be stored in demarcated areas, and covered or sealed to prevent wind erosion and resultant deposition of dust on the surrounding indigenous vegetation. | <ul style="list-style-type: none"> Undertake regular inspections of the via site audits to verify that sand, stone and cement are stored and handled as instructed. | <ul style="list-style-type: none"> Daily | <ul style="list-style-type: none"> ECO and Contractor |
| | | 9.1.2. During construction, efforts should be made to retain as much natural vegetation as possible on the site, to reduce disturbed areas and maintain plant cover, thus reducing erosion risks. | <ul style="list-style-type: none"> Monitor activities via site inspections and record and report non-compliance. | <ul style="list-style-type: none"> Daily | <ul style="list-style-type: none"> ECO and Contractor |
| | | 9.1.3. All stockpiles must be protected from erosion and stored on flat areas where run-off will be minimised. Erosion and sedimentation into water bodies must be minimised through effective stabilisation. | <ul style="list-style-type: none"> Monitor the stockpiling process throughout the construction phase via visual site inspections. Record non-compliance and incidents. | <ul style="list-style-type: none"> Daily | <ul style="list-style-type: none"> ECO |
| 9.2. Excessive loss of natural vegetation within the development footprint area | Prevent loss of natural vegetation through erosion. | 9.2.1. Vegetation clearing during construction must be restricted to the footprint of the proposed project components and planned infrastructure only. It should be phased to ensure that the minimum area of soil is exposed to potential erosion at any one time. | <ul style="list-style-type: none"> Monitor vegetation clearing throughout the construction phase via visual site inspections. Record non-compliance and incidents. Undertake regular monitoring for erosion to ensure is reduced and rectified as soon as possible. | <ul style="list-style-type: none"> Daily Daily | <ul style="list-style-type: none"> ECO and Contractor ECO |
| | | 9.2.2. Stockpile the shallow topsoil layer separately from the subsoil layers (especially if the excavation exceeds 0.5 m). Reinststate the topsoil layers (containing seed and vegetative material) when construction is complete to allow the plants to rapidly re-colonise the bare soil areas. | <ul style="list-style-type: none"> Rehabilitate disturbed areas and monitor the presence of alien invasive species on site. | <ul style="list-style-type: none"> Daily (stockpiling) and once-off for the reinstatement of the top soil layer | <ul style="list-style-type: none"> ECO and Contractor |

| Impact | Mitigation/Management Objectives | Mitigation/Management Actions | Monitoring | | |
|---|--|---|--|--|---|
| | | | Methodology | Frequency | Responsibility |
| | | 9.2.3. Re-seed with locally-sourced seed of indigenous grass species that were recorded on site pre-construction. | <ul style="list-style-type: none"> Re-seed with seeds of indigenous grass species. | <ul style="list-style-type: none"> Once off | <ul style="list-style-type: none"> ECO with advice from specialist (if required) |
| | | 9.2.4. Topsoil stockpiles not used in three months after stripping must be seeded to prevent dust and erosion. | <ul style="list-style-type: none"> Regular monitoring for erosion to ensure that no erosion problems are occurring at the site. All erosion problems observed should be rectified as soon as possible. | <ul style="list-style-type: none"> Weekly initially and thereafter monthly | <ul style="list-style-type: none"> ECO and Contractor |
| 9.3. Erosion of surface soils, rilling and gulleys. | Measures to be implemented that address or avoid the loss of surface soils and exacerbates gully formation. | <p>9.3.1. Identify cause of erosion and possible means of redress (i.e. implement erosion control measures, where applicable), such as the use of geofabric, stone gabions and re-vegetation or similar measures.</p> <p>9.3.2. Erosion control measures should seek to reduce surface flow velocity and allow for settlement on site of silt laden surface waters. Washaways, excessive loss of soils and gulleys can be considered to be indicative of excessive erosion.</p> | <ul style="list-style-type: none"> Monitor the erosion on site during construction, as well as the implementation and effectiveness of erosion control on site (such as the use of geofabric, stone gabions and re-vegetation or similar measures). | <ul style="list-style-type: none"> Ongoing and as required during erosion events. | <ul style="list-style-type: none"> ECO and Project Developer (Scatec Solar) |
| B. OPERATIONAL PHASE | | | | | |
| 9.4. Excessive loss of natural vegetation in the development footprint area and resulting impacts on SSC, faunal habitat and habitat fragmentation. | Prevent loss of natural vegetation and minimise habitat fragmentation and the loss of connectivity as a result of erosion. | 9.4.1. To prevent erosion, indigenous grasses that seed themselves below the solar arrays should (where possible) be left to form a ground cover and kept short. | <ul style="list-style-type: none"> ECO to advise on seed to be used. | <ul style="list-style-type: none"> Prior to re-vegetation. | <ul style="list-style-type: none"> Project Developer (Scatec Solar) |
| | | 9.4.2. The use of silt fences, sand bags or other suitable methods must be implemented in areas that are susceptible to erosion. Other erosion control measures that can be implemented are as follows: 1) Brush packing with cleared vegetation, 2) Planting of vegetation, 3) Hydro seeding/hand sowing. All erosion control mechanisms need to be regularly maintained. | <ul style="list-style-type: none"> Monitor efficiency of erosion control measures. | <ul style="list-style-type: none"> Weekly or monthly | <ul style="list-style-type: none"> Project Developer (Scatec Solar) |

| Impact | Mitigation/Management Objectives | Mitigation/Management Actions | Monitoring | | |
|--|---|---|---|---|--|
| | | | Methodology | Frequency | Responsibility |
| | | 9.4.3. Conduct regular monitoring for erosion to ensure that no erosion problems are occurring at the site as a result of the roads and other infrastructure. Ensure that all erosion problems are rectified as soon as possible. | <ul style="list-style-type: none"> Undertake regular monitoring for erosion to ensure is reduced and rectified as soon as possible. | <ul style="list-style-type: none"> Monthly | <ul style="list-style-type: none"> Project Developer (Scatec Solar) |
| 9.5. Increased wind erosion and resultant deposition of dust. | Prevent wind erosion and resultant deposition of dust on surrounding indigenous vegetation. | 9.5.1. Implement an effective system of run-off control, where it is required, that collects and safely disseminates run-off water from all hardened surfaces and prevents potential down slope erosion. | <ul style="list-style-type: none"> Include periodic site inspections in environmental performance reporting that inspects the effectiveness and integrity of the run-off control system and specifically records occurrence or non-occurrence of any erosion on site or downstream. Corrective action must be implemented to the run-off control system in the event of any erosion occurring. | <ul style="list-style-type: none"> Monthly | <ul style="list-style-type: none"> Project Developer (Scatec Solar) |
| C. DECOMMISSIONING PHASE | | | | | |
| 9.6. No specific impacts are associated with the decommissioning phase other than those from the operational phase that will still be relevant for the duration of the decommissioning phase due to on-going occupation of the area. Rehabilitation must be executed in such a manner that surface run-off will not cause erosion of disturbed areas. Monitoring: Final external audit of area to confirm that area is rehabilitated to an acceptable level (once off event to be conducted by ECO). | | | | | |

10 HAZARDOUS SUBSTANCES LEAKAGE OR SPILLAGE MONITORING SYSTEM

| Impact | Mitigation/Management Objectives | Mitigation/Management Actions | Monitoring | | |
|--|---|--|---|--|---|
| | | | Methodology | Frequency | Responsibility |
| A. CONSTRUCTION PHASE | | | | | |
| 10.1. Contamination of soil and risk of damage to vegetation and/or fauna through spillage of concrete and cement. | To control concrete and cement batching activities in order to reduce spillages and resulting contamination of soil, groundwater and the vegetation and/or fauna. | 10.1.1. If any concrete mixing takes place on site, this must be carried out in a clearly marked, designated area at the site camp on an impermeable surface (such as on boards or plastic sheeting and/or within a bunded area with an impermeable surface). | <ul style="list-style-type: none"> Monitor the handling and storage of sand, stone and cement as instructed. | <ul style="list-style-type: none"> Daily | <ul style="list-style-type: none"> Project Developer (Scatec Solar), Contractor and ECO |
| | | 10.1.2. Bagged cement must be stored in an appropriate facility and at least 10 m away from any water courses, gullies and drains. | <ul style="list-style-type: none"> Monitor the handling and storage of sand, stone and cement as instructed. | <ul style="list-style-type: none"> Daily | <ul style="list-style-type: none"> Project Developer (Scatec Solar), Contractor and ECO |
| | | 10.1.3. A washout facility must be provided for washing of concrete associated equipment. Water used for washing must be restricted. | <ul style="list-style-type: none"> Monitor the handling and storage of sand, stone and cement as instructed. | <ul style="list-style-type: none"> Daily | <ul style="list-style-type: none"> Project Developer (Scatec Solar), Contractor and ECO |
| | | 10.1.4. Hardened concrete from the washout facility or concrete mixer can either be reused or disposed of at an appropriate licenced disposal facility. Proof of disposal (i.e. waste disposal slips or waybills) should be retained on file for auditing purposes. | <ul style="list-style-type: none"> Monitor the handling and storage of sand, stone and cement as instructed. Monitor waste disposal slips and waybills via site audits and record non-compliance and incidents. | <ul style="list-style-type: none"> Daily Monthly | <ul style="list-style-type: none"> Project Developer (Scatec Solar), Contractor and ECO ECO |
| | | 10.1.5. Empty cement bags must be secured with adequate binding material if these will be temporarily stored on site. Empty cement bags must be collected from the construction area at the end of every day. Sand and aggregates containing cement must be kept damp to prevent the generation of dust. | <ul style="list-style-type: none"> Monitor the handling and storage of sand, stone and cement as instructed. | <ul style="list-style-type: none"> Daily | <ul style="list-style-type: none"> Project Developer (Scatec Solar), Contractor and ECO |
| | | 10.1.6. Any excess sand, stone and cement must be removed from site at the completion of the construction period and disposed at a licenced waste disposal facility. Proof of disposal (i.e. waste | <ul style="list-style-type: none"> Monitor the handling and storage of sand, stone and cement as instructed. | <ul style="list-style-type: none"> Daily Monthly | <ul style="list-style-type: none"> Project Developer (Scatec Solar), Contractor and |

| Impact | Mitigation/Management Objectives | Mitigation/Management Actions | Monitoring | | |
|---|---|---|--|--|---|
| | | | Methodology | Frequency | Responsibility |
| | | disposal slips or waybills) should be retained on file for auditing purposes. | <ul style="list-style-type: none"> Monitor waste disposal slips and waybills via site audits and record non-compliance and incidents. | | <ul style="list-style-type: none"> ECO ECO |
| 10.2. Contamination of soil and risk of damage to vegetation and/or fauna through spillage of fuels and oils. | To control and eliminate fuel and oil spillages which may result in soil contamination and damage to vegetation and/or fauna. | 10.2.1. Ensure that adequate containment structures are provided for the temporary storage of liquid dangerous goods and hazardous materials on site (such as chemicals, oil, fuel, hydraulic fluids, lubricating oils etc.). Appropriate bund areas must be provided for the storage of these materials at the site camp. Bund areas should contain an impervious surface in order to prevent spillages from entering the ground. Bund areas should have a capacity of 110 % of the volume of the largest tank in the bund (tanks include storage of fuel/diesel). | <ul style="list-style-type: none"> Monitor the storage and handling of dangerous goods and hazardous materials on site via site audits and record non-compliance and incidents. | <ul style="list-style-type: none"> Weekly | <ul style="list-style-type: none"> Contractor and ECO |
| | | 10.2.2. Monitor and inspect construction equipment and vehicles to ensure that no fuel spillage takes place. Ensure that drip trays are provided for construction equipment and vehicles as required. | <ul style="list-style-type: none"> Monitor the construction equipment and vehicles and monitor the occurrence of spills and the management process thereof. Record all spills and lessons learnt. | <ul style="list-style-type: none"> Daily During spill events | <ul style="list-style-type: none"> Contractor and ECO ECO |
| | | 10.2.3. Contractor to compile a Method Statement for refuelling activities under normal and emergency situations. If on-site servicing and refuelling is required in emergency situations, a designated area must be created at the construction site camp for this purpose. Drip trays or similar impervious materials must be used during these procedures. | <ul style="list-style-type: none"> Verify if a Method Statement is compiled by reviewing approved and signed off reports. Monitor the refuelling/ servicing process and record the occurrence of any spillages. | <ul style="list-style-type: none"> Once-off prior to commencement of construction. During emergency refuelling and servicing activities. | <ul style="list-style-type: none"> ECO ECO |
| | | 10.2.4. Spilled fuel, oil or grease must be retrieved and contaminated soil removed, cleaned and replaced. | <ul style="list-style-type: none"> Monitor the handling and storage of fuels and oils via site audits and monitor if spillages have taken place and if so, are removed correctly. Monitor waste disposal slips and waybills | <ul style="list-style-type: none"> Daily (or during spills) | <ul style="list-style-type: none"> Contractor and ECO |

| Impact | Mitigation/Management Objectives | Mitigation/Management Actions | Monitoring | | |
|--------|----------------------------------|--|---|--|--|
| | | | Methodology | Frequency | Responsibility |
| | | | via site audits and record non-compliance and incidents. | | |
| | | 10.2.5. Contaminated soil to be collected by the Contractor (under observation of the ECO) and disposed of at a registered waste facility designated for this purpose. Proof of disposal (i.e. waste disposal slips or waybills) should be retained on file for auditing purposes. | <ul style="list-style-type: none"> Monitor the correct removal of contaminated soil. Monitor waste disposal slips and waybills via site audits and record non-compliance and incidents. | <ul style="list-style-type: none"> Daily (or during spills) | <ul style="list-style-type: none"> Contractor and ECO |
| | | 10.2.6. A Spill Response Method Statement must be compiled by the Contractor for the construction phase in order to manage potential spill events. | <ul style="list-style-type: none"> Compile a Spill Response Method Statement. Audit signed and approved Spill Response Method Statement. | <ul style="list-style-type: none"> Once-off (and thereafter updated as required during the construction phase). Once-off (and thereafter as required during the construction phase). | <ul style="list-style-type: none"> Contractor and Project Developer (Scatec Solar) ECO |
| | | 10.2.7. The Contractor must ensure that adequate spill containment and clean-up equipment are provided on site for use during spill events. | <ul style="list-style-type: none"> Monitor via site audits and record incidents and non-compliance. | <ul style="list-style-type: none"> Daily/Weekly | <ul style="list-style-type: none"> ECO and Contractor |
| | | 10.2.8. Portable bioremediation kit (to remedy chemical spills) is to be held on site and used as required. | <ul style="list-style-type: none"> Ensure that a well-maintained portable bioremediation kit is available on site and that construction personnel and contractors are aware of its location and instructions | <ul style="list-style-type: none"> Daily | <ul style="list-style-type: none"> Contractor and ECO |

| Impact | Mitigation/Management Objectives | Mitigation/Management Actions | Monitoring | | |
|--|---|--|--|---|--|
| | | | Methodology | Frequency | Responsibility |
| | | <p>10.2.9. In case of a spillage of hazardous chemicals where contamination of soil occurs, depending on the degree and level of contamination, excavation and removal to a hazardous waste disposal facility could be necessary. If the spillage is widespread and the soil is considered to be significantly contaminated, a specialist will need to be immediately appointed to address the spillage. This will usually entail the collection of samples of the contaminated soil followed by analysis in terms of the 2014 National Norms and Standards for the Remediation of Contaminated Land and Soil Quality (i.e. GN 331). If the soil is determined to be significantly contaminated, then compliance with Part 8 of the NEMWA should be achieved by the Applicant, including notifying the Minister of Environmental Affairs of the significant contamination.</p> | <ul style="list-style-type: none"> Ensure that a suitably qualified specialist is appointed to collect and analyse the contaminated soil samples in terms of the 2014 Norms and Standards (i.e. GN 331) in order to determine if the soil is significantly contaminated or not. If the contaminated soil is considered to be significantly contaminated, then compliance with Part 8 of the NEMWA should be achieved by the Applicant. | <ul style="list-style-type: none"> During spill events | <ul style="list-style-type: none"> Project Developer (Scatec Solar) |
| | | <p>10.2.10. The Contractor must record and document all significant spill events.</p> | <ul style="list-style-type: none"> Monitor documentation and records of significant spill events via audits and record non-compliance and incidents. | <ul style="list-style-type: none"> During spill events | <ul style="list-style-type: none"> ECO |
| B. OPERATIONAL PHASE | | | | | |
| 10.3. Contamination of soil and risk of damage to vegetation and/or fauna through spillage of fuels and oils | To control and eliminate fuel and oil spillages which may result in soil contamination and damage to vegetation and/or fauna. | 10.3.1. Monitor and inspect maintenance equipment and vehicles to ensure that no fuel spillage takes place. | <ul style="list-style-type: none"> Implement specifications for maintenance equipment use as specified by the maintenance Contractor. | <ul style="list-style-type: none"> Monthly | <ul style="list-style-type: none"> Project Developer (Scatec Solar) |
| | | 10.3.2. Spilled fuel, oil or grease is retrieved during operations where possible and contaminated soil removed, cleaned and replaced. | <ul style="list-style-type: none"> Monitor the handling and storage of fuels and oils via site audits and monitor if spillages have taken place and if so, are removed correctly. Monitor waste disposal slips and waybills via site audits and record non-compliance and incidents. | <ul style="list-style-type: none"> During spills | <ul style="list-style-type: none"> Project Developer (Scatec Solar) |

| Impact | Mitigation/Management Objectives | Mitigation/Management Actions | Monitoring | | |
|--------|----------------------------------|---|--|--|--|
| | | | Methodology | Frequency | Responsibility |
| | | 10.3.3. Contaminated soil to be collected by the Contractor and disposed of at a registered waste facility designated for this purpose. Proof of disposal (i.e. waste disposal slips or waybills) should be retained on file for auditing purposes. | <ul style="list-style-type: none"> Monitor the correct removal of contaminated soil. Monitor waste disposal slips and waybills via site audits and record non-compliance and incidents. | <ul style="list-style-type: none"> During spills | <ul style="list-style-type: none"> Project Developer (Scatec Solar) |
| | | 10.3.4. A Spill Response Plan must be compiled for the operational phase in order to manage potential spill events. | <ul style="list-style-type: none"> Compile a Spill Response Plan. Audit signed and approved Spill Response Method Statement. | <ul style="list-style-type: none"> Once-off (and thereafter updated as required). Once-off (and thereafter as required). | <ul style="list-style-type: none"> Project Developer (Scatec Solar) Facility Manager |
| | | 10.3.5. Ensure that adequate spill containment and clean-up equipment are provided on site for use during spill events. Portable bioremediation kit (to remedy chemical spills) is to be held on site and used as required. | <ul style="list-style-type: none"> Ensure that a well-maintained portable bioremediation kit is available on site and that operational personnel are aware of its location and instructions. | <ul style="list-style-type: none"> Weekly | <ul style="list-style-type: none"> Facility Manager |
| | | 10.3.6. In case of a spillage of hazardous chemicals where contamination of soil occurs, depending on the degree and level of contamination, excavation and removal to a hazardous waste disposal facility could be necessary. If the spillage is widespread and the soil is considered to be significantly contaminated, a specialist will need to be immediately appointed to address the spillage. This will usually entail the collection of samples of the contaminated soil followed by analysis in terms of the 2014 National Norms and Standards for the Remediation of Contaminated Land and Soil Quality (i.e. GN 331). If the soil is determined to be significantly contaminated, then compliance with Part 8 of the NEMWA should be achieved by the Applicant, including notifying the Minister of Environmental Affairs of the significant contamination. 331). | <ul style="list-style-type: none"> Ensure that a suitably qualified specialist is appointed to collect and analyse the contaminated soil samples in terms of the 2014 Norms and Standards (i.e. GN 331) in order to determine if the soil is significantly contaminated or not. If the contaminated soil is considered to be significantly contaminated, then compliance with Part 8 of the NEMWA should be achieved by the Applicant. | <ul style="list-style-type: none"> During spill events | <ul style="list-style-type: none"> Project Developer (Scatec Solar) |

| Impact | Mitigation/Management Objectives | Mitigation/Management Actions | Monitoring | | |
|--|---|---|---|---|--|
| | | | Methodology | Frequency | Responsibility |
| | | 10.3.7. Ensure that adequate containment structures are provided for the temporary storage of liquid dangerous goods and hazardous materials on site (such as chemicals, oil, fuel, hydraulic fluids, lubricating oils etc.). Appropriate bund areas must be provided for the storage of these materials at the PV facility. Bund areas should contain an impervious surface in order to prevent spillages from entering the ground. Bund areas should have a capacity of 110 % of the volume of the largest tank in the bund (tanks include storage of fuel/diesel). | <ul style="list-style-type: none"> Monitor the storage and handling of dangerous goods and hazardous materials on site via site audits and record non-compliance and incidents. | <ul style="list-style-type: none"> Weekly | <ul style="list-style-type: none"> Facility Manager |
| 10.4.Impacts due to management solid and liquid wastes disposed of on the site during operational phase. | Prevent environmental impacts as a result of the operational phase such as pollution. | 10.4.1. All operation waste to be removed from the site by an appointed service provider. | <ul style="list-style-type: none"> Waste removal and disposal to be monitored throughout operation. | <ul style="list-style-type: none"> Monthly | <ul style="list-style-type: none"> Facility Manager |
| | | 10.4.2. All liquid waste or spills (used oil, paints, lubricating compounds and grease from vehicles passing through the entrance facility) to be packaged and disposed appropriately at a registered landfill site. | <ul style="list-style-type: none"> Monitor the correct removal of liquid waste or spills. Monitor waste disposal slips and waybills via site audits and record non-compliance and incidents. | <ul style="list-style-type: none"> During spills | <ul style="list-style-type: none"> Project Developer (Scatec Solar) |
| | | 10.4.3. Adequate containers for the cleaning of equipment and materials (paint, solvent) must be provided in order to avoid spillages. | <ul style="list-style-type: none"> Monitor the storage and handling of dangerous goods and hazardous materials on site via site audits and record non-compliance and incidents. | <ul style="list-style-type: none"> Weekly | <ul style="list-style-type: none"> Facility Manager |
| C. DECOMMISSIONING PHASE | | | | | |
| 10.5.No specific impacts are associated with the decommissioning phase other than those from the operational phase that will still be relevant for the duration of the decommissioning phase due to on-going occupation of the area. | | | | | |

11 ENVIRONMENTAL AWARENESS AND FIRE MANAGEMENT PLAN

| Impact | Mitigation/Management Objectives | Mitigation/Management Actions | Monitoring | | |
|--|---|---|---|--|--|
| | | | Methodology | Frequency | Responsibility |
| A. DESIGN PHASE | | | | | |
| 11.1.Potential impacts resulting from the lack of overall compliance with the conditions of the EA (issued by the DEA) | Ensure compliance with all environmental conditions of approval (issued by DEA as part of the EA). | 11.1.1. Audit the implementation of the EMPr requirements. | <ul style="list-style-type: none"> Audit report on compliance with actions and monitoring requirements. | Weekly | Project Developer (Scatec Solar) |
| | | 11.1.2. Establish clear and transparent reporting of the activities undertaken with regard to all recommendations included in the EMPr. | <ul style="list-style-type: none"> Audit report on compliance with actions and monitoring requirements. | Weekly | Project Developer (Scatec Solar) |
| B. CONSTRUCTION PHASE | | | | | |
| 11.2.Potential risk of fire due to construction activities or behaviour of staff on site during the construction phase | Prevent fire on site resulting of workers smoking or starting fires (i.e. cooking, heating purposes). | 11.2.1. Designate smoking areas, as well as areas for cooking, where the fire hazard could be regarded as insignificant. | <ul style="list-style-type: none"> Ad-hoc checks to ensure workers are smoking or cooking in designated areas only. | Daily | ECO and Contractor |
| | | 11.2.2. Educate workers on the dangers of open and/or unattended fires. | <ul style="list-style-type: none"> Ensure fire safety requirements are well understood and respected by construction personnel. Carry out Environmental Awareness Training. Conduct audits of the signed attendance registers. | <ul style="list-style-type: none"> Ongoing. Once-off training and ensure that all new staff are inducted. Monthly | <ul style="list-style-type: none"> ECO and Contractor Contractor/ ECO ECO |
| | | 11.2.3. Open fires must be prohibited. Appropriate fire safety training should also be provided to staff that are to be on the site for the duration of the construction phase. | <ul style="list-style-type: none"> Ensure fire safety requirements are well understood and respected by construction personnel. Provide basic fire safety training. | On-going | ECO and Contractor |
| | | 11.2.4. Ensure that cooking takes place in a designated area shown on the site map. Ensure that no firewood or kindling may be gathered from the site or surrounds. | <ul style="list-style-type: none"> Check compliance with specified conditions using a report card, and allocate fines when necessary. | On-going | ECO and Contractors |

| Impact | Mitigation/Management Objectives | Mitigation/Management Actions | Monitoring | | |
|--|--|---|--|--|--|
| | | | Methodology | Frequency | Responsibility |
| | | 11.2.5. Fire-fighting equipment must be made available at various appropriate locations on the construction site. | <ul style="list-style-type: none"> Ensure fire safety requirements are well understood and respected by workers. Assurance of functionality of fire extinguishers via inspections and certification by an accredited fire service company. | <ul style="list-style-type: none"> On-going Bi-annually | <ul style="list-style-type: none"> ECO and Contractor Contractor |
| 11.3. Inappropriate behaviour of civil contractors and sub-contractors during the construction phase | <p>Prevent unnecessary impacts on the surrounding environment by ensuring that contractors are aware of the requirements of the EMPr.</p> <p>Ensure that contractors and sub-contractors do not induce impacts on the surrounding environment as a result of unplanned pollution on site.</p> <p>Ensure that actions by on-site contractors and sub-contractors and workers are properly managed in order to minimise impacts to surrounding environment</p> | 11.3.1. Ensure that the EMPr and the EA (should it be granted by the DEA), are included in all tender documentation and contractors and sub-contractors contracts. | <ul style="list-style-type: none"> Check compliance with specified conditions using a report card, and allocate fines when necessary. | <ul style="list-style-type: none"> On-going | <ul style="list-style-type: none"> ECO and Contractors |
| | | 11.3.2. Contractors and sub-contractors must use the ablution facilities situated in a designated area within the site; and no bathing/washing should be permitted outside the designated area. | <ul style="list-style-type: none"> Check compliance with specified conditions using a report card, and allocate fines when necessary. | <ul style="list-style-type: none"> On-going | <ul style="list-style-type: none"> ECO and Contractors |
| | | 11.3.3. All litter will be deposited in a clearly labelled, closed, animal-proof disposal bin in the construction area; particular attention needs to be paid to food waste. | <ul style="list-style-type: none"> Check compliance with specified conditions using a report card, and allocate fines when necessary. | <ul style="list-style-type: none"> On-going | <ul style="list-style-type: none"> ECO and Contractors |
| | | 11.3.4. No person other than a qualified specialist or personnel authorised by the Project Developer, will disturb or remove plants outside the demarcated construction area. | <ul style="list-style-type: none"> Check compliance with specified conditions using a report card, and allocate fines when necessary. | <ul style="list-style-type: none"> On-going | <ul style="list-style-type: none"> ECO and Contractors |
| | | 11.3.5. No person other than a qualified specialist or personnel authorised by the Project Developer, will disturb animals on the site. | <ul style="list-style-type: none"> Check compliance with specified conditions using a report card, and allocate fines when necessary. | <ul style="list-style-type: none"> On-going | <ul style="list-style-type: none"> ECO and Contractors |
| | | 11.3.6. Educate workers on site about suitable behaviour on site and initiate environmental awareness. Staff must be informed that no trapping, snaring or feeding of any animal will be allowed. | <ul style="list-style-type: none"> Carry out Environmental Awareness Training. Conduct audits of the signed attendance registers. | <ul style="list-style-type: none"> Once-off training and ensure that all new staff are inducted. Monthly | <ul style="list-style-type: none"> Contractor/ ECO ECO |

| Impact | Mitigation/Management Objectives | Mitigation/Management Actions | Monitoring | | |
|--|---|--|---|--|--|
| | | | Methodology | Frequency | Responsibility |
| 11.4. Inappropriate planning and of site camp establishment. | Ensure that environmental issues are taken into consideration in the planning for site establishment. | 11.4.1. All construction activities, materials, equipment and personnel must be restricted to the actual construction area specified (as required to undertake the construction work). The construction area must be demarcated by the Contractor. | <ul style="list-style-type: none"> Monitor compliance and record non-compliance and incidents. | <ul style="list-style-type: none"> Before construction | <ul style="list-style-type: none"> ECO |
| | | 11.4.2. The Contractor should install and maintain Construction Site Information Boards in the position, quantity, design and dimensions specified by the Project Developer. | <ul style="list-style-type: none"> Monitor compliance and record non-compliance and incidents. | <ul style="list-style-type: none"> Before construction | <ul style="list-style-type: none"> ECO |
| | | 11.4.3. General building materials should be stored in appropriate designated areas on site such that there will be no runoff from these areas towards sensitive systems. The site camp must be removed after construction. | <ul style="list-style-type: none"> Monitor compliance and record non-compliance and incidents. | <ul style="list-style-type: none"> Before construction | <ul style="list-style-type: none"> ECO |
| 11.5. Increased animal road mortality | Reduction in animal mortality | 11.5.1. The construction staff should be made aware of the presence of fauna and within the proposed project area. The construction personnel and staff must also be made aware of the general speed limits on site and must be alert at all times for potential crossings, and should be trained on how to react in these situations. | <ul style="list-style-type: none"> Carry out Environmental Awareness Training. Conduct audits of the signed attendance registers. | <ul style="list-style-type: none"> Once-off training and ensure that all new staff are inducted. Monthly | <ul style="list-style-type: none"> Contractor/ ECO ECO |
| | | 11.5.2. To ensure that animals are not attracted to the site (and potentially resulting in increased road mortality), the waste collection bins and skips should be covered with suitable material, where appropriate, and the site camp must be kept clean on a daily basis. | <ul style="list-style-type: none"> Monitor the activities via visual inspections, and record and report any non-compliance. | <ul style="list-style-type: none"> Daily | <ul style="list-style-type: none"> Contractor and ECO |

| Impact | Mitigation/Management Objectives | Mitigation/Management Actions | Monitoring | | |
|--|---|---|---|---|---|
| | | | Methodology | Frequency | Responsibility |
| | | 11.5.3. Establish a monitoring programme to record the number of faunal road mortalities and collisions. If it is established that the number of collisions and faunal fatalities increase within an area, particularly with regards to smaller species (reptiles), then measures such as exclusion fences within these areas only should be installed. | <ul style="list-style-type: none"> Appropriate monitoring and recording should be undertaken. Exclusion fences should be installed, if needed to direct animals to safe road crossings. | <ul style="list-style-type: none"> Weekly As required | <ul style="list-style-type: none"> ECO ECO and Contractor |
| 11.6. Increased energy consumption during the construction phase. | Reduce energy consumption where possible. | 11.6.1. Encourage the use of energy saving equipment at the site camp site (such as low voltage lights and low pressure taps) and promote recycling. Construction personnel must be made aware of energy conservation practices as part of the Environmental Awareness Training programme. | <ul style="list-style-type: none"> Contractor to monitor energy usage via audits. Carry out Environmental Awareness Training. Conduct audits of the signed attendance registers. | <ul style="list-style-type: none"> Monthly Once-off training and ensure that all new staff are inducted. Monthly | <ul style="list-style-type: none"> Contractor Contractor/ECO ECO |
| 11.7. Impact on the regional water balance as a result of increased water usage. | Reduce water usage during the construction phase. | 11.7.1. Water conservation should be practiced as follows: <ul style="list-style-type: none"> Cleaning methods utilised for cleaning vehicles, floors, etc. should aim to minimise water use (e.g. sweep before wash-down). Ensure that regular audits of water systems are conducted to identify possible water leakages. | <ul style="list-style-type: none"> Monitor via site audits and record non-compliance and incidents. | <ul style="list-style-type: none"> Monthly | <ul style="list-style-type: none"> ECO |
| | | 11.7.2. Avoid the use of potable water for dust suppression during the construction phase and consider the use of alternative approved sources, where possible. | | | |
| | | 11.7.3. Make construction personnel aware of the importance of limiting water wastage, as well as reducing water use. | | | |

| Impact | Mitigation/Management Objectives | Mitigation/Management Actions | Monitoring | | |
|---|--|--|--|---|--|
| | | | Methodology | Frequency | Responsibility |
| C. OPERATIONAL PHASE | | | | | |
| 11.8. Potential risk of fire due to behaviour of staff on site during the operational phase | Ensure appropriate and efficient fire prevention during the operational phase. | 11.8.1. Designate smoking areas as well as areas for cooking, where the fire hazard could be regarded as insignificant. | <ul style="list-style-type: none"> Random inspections during a month to ensure workers are smoking or starting fires in designated areas only. | <ul style="list-style-type: none"> Monthly | <ul style="list-style-type: none"> Facility Manager |
| | | 11.8.2. Educate workers on the dangers of open and/or unattended fires. | <ul style="list-style-type: none"> Ensure fire safety requirements are well understood and respected by operational personnel. Carry out Environmental Awareness Training. Conduct audits of the signed attendance registers. | <ul style="list-style-type: none"> Ongoing Once-off training and ensure that all new staff are inducted. Monthly | <ul style="list-style-type: none"> Facility Manager Facility Manager Facility Manager |
| | | 11.8.3. Open fires must be prohibited. Appropriate fire safety training should also be provided to staff that are to be on the site for the duration of the operational phase. | <ul style="list-style-type: none"> Ensure fire safety requirements are well understood and respected by operational personnel. Provide basic fire safety training. | <ul style="list-style-type: none"> On-going | <ul style="list-style-type: none"> Project Developer (Scatec Solar) |
| | | 11.8.4. Ensure that adequate fire-fighting equipment is available and easily accessible on site. | <ul style="list-style-type: none"> Ensure fire safety requirements are well understood and respected by workers. Assurance of functionality of fire extinguishers via inspections and certification by an accredited fire service company. | <ul style="list-style-type: none"> On-going Bi-annually | <ul style="list-style-type: none"> Facility Manager Project Developer (Scatec Solar) |
| 11.9. Increased energy consumption during the operational phase. | Reduce energy consumption where possible. | 11.9.1. Encourage the use of energy saving equipment at the PV facility (such as low voltage lights and low pressure taps) and promote recycling. Operational personnel must be made aware of energy conservation practices as part of the environmental awareness training programme. | <ul style="list-style-type: none"> Monitor energy usage via site investigations. Conduct training for all operational personnel. | <ul style="list-style-type: none"> Monthly As and when required and ensure that all new staff are inducted. | <ul style="list-style-type: none"> Facility Manager Project Developer (Scatec Solar) |
| 11.10. Impact on the regional water balance as a result of increased water usage. | Reduce water usage during operations. | 11.10.1. Water conservation to be practiced in line with Energy Saving Policies as follows: <ul style="list-style-type: none"> Cleaning methods utilised for cleaning vehicles, floors, the offices etc. should | <ul style="list-style-type: none"> Record water usage during the operational phase, conduct audits and record non-compliance and incidents. | <ul style="list-style-type: none"> Monthly | <ul style="list-style-type: none"> Facility Manager |

| Impact | Mitigation/Management Objectives | Mitigation/Management Actions | Monitoring | | |
|---|---|--|--|--|--|
| | | | Methodology | Frequency | Responsibility |
| | | <p>aim to minimise water use (e.g. sweep before wash-down).</p> <ul style="list-style-type: none"> Where possible, encourage the re-use of water. Ensure that regular audits of water systems are conducted to identify possible water leakages. <p>11.10.2. Consider installing water saving devices (e.g. dual flush toilets, automatic shut-off taps, etc.).</p> | | | |
| | | <p>11.10.3. Carry out environmental awareness training with a discussion on water usage and conservation, and make operational personnel aware of the importance of limiting water wastage.</p> | <ul style="list-style-type: none"> Conduct training for all operational personnel. | <ul style="list-style-type: none"> As and when required during operations and ensure that all new staff are inducted. | <ul style="list-style-type: none"> Facility Manager |
| 11.11. Non respect of waste management practices | <p>Minimise the production of general waste.</p> <p>Ensure compliance with relevant waste management legislation.</p> <p>Minimise pollution of the environment.</p> | <p>11.11.1. Control and implement waste management plans. Ensure that relevant legislative requirements are respected.</p> <p>11.11.2. Determine specific areas on site for temporary management of waste.</p> <p>11.11.3. Promote waste reduction, re-use, and recycling opportunities on site during the operation phase.</p> <p>11.11.4. Ensure an adequate and sustainable use of resources.</p> | <ul style="list-style-type: none"> Control of waste management practices throughout operation phase. Monitor waste generation and collection throughout operation. | <ul style="list-style-type: none"> Monthly Monthly | <ul style="list-style-type: none"> Facility Manager Facility Manager |
| 11.12. Excessive generation of waste water on site during the operation phase | <p>Maintain reasonable levels of waste water generation</p> | <p>11.12.1. Waste water must be collected and disposed of at a suitable licenced disposal facility. Proof of disposal (i.e. waste disposal slips or waybills) should be retained on file for auditing purposes.</p> | <ul style="list-style-type: none"> Waste water generation to be monitored throughout the operational phase. Monitor waste disposal slips and waybills via site audits and record non-compliance and incidents. | <ul style="list-style-type: none"> Quarterly | <ul style="list-style-type: none"> Facility Manager |
| D. DECOMMISSIONING PHASE | | | | | |
| 11.13. | Ensure that the construction mitigation and management measures are adhered to during the decommissioning phase. | | | | |

12 SPECIFIC PROJECT RELATED ENVIRONMENTAL IMPACTS

| Impact | Mitigation/Management Objectives | Mitigation/Management Actions | Monitoring | | |
|--|--|--|---|--|---|
| | | | Methodology | Frequency | Responsibility |
| A. DESIGN PHASE | | | | | |
| A.1. VISUAL IMPACTS | | | | | |
| 12.1.Potential visual intrusion of construction activities on existing views of sensitive visual receptors | Reduce visual intrusion of construction activities project wide. | 12.1.1. Ensure plans are in place to minimise fire hazards and dust generation. | <ul style="list-style-type: none"> Ensure that this is taken into consideration during the planning and design phase by reviewing signed minutes of meetings or signed reports. | <ul style="list-style-type: none"> During design cycle and before construction commences. | <ul style="list-style-type: none"> Project Developer (Scatec Solar) ECO |
| | | 12.1.2. Ensure plans are in place to rehabilitate temporary cleared areas as soon as possible. | | | |
| | | 12.1.3. Clearance of the area for the solar field should be phased in such a way that the exposed area is always at a minimum. | <ul style="list-style-type: none"> Ensure that this is taken into consideration prior to the commencement of construction by reviewing signed minutes of meetings or signed reports. | <ul style="list-style-type: none"> Once-off during the design phase. | <ul style="list-style-type: none"> Project Developer (Scatec Solar) |
| | Reduce visual intrusion of the solar energy facility | 12.1.4. A maintenance plan for buildings and structures should be in place. | <ul style="list-style-type: none"> Ensure that this is taken into consideration during the planning and design phase by reviewing signed minutes of meetings or signed reports. | <ul style="list-style-type: none"> During design cycle and before construction commences. | <ul style="list-style-type: none"> Project Developer (Scatec Solar) and ECO |
| | 12.1.5. Colours of buildings and structures should blend in with the landscape background where this is technically feasible and where it will not affect the functionality of the structures. | | | | |
| | 12.1.6. Materials, coatings and paints should be chosen based on minimal reflectivity. | | | | |
| | 12.1.7. Grouped structures should be painted in the same colour where this will not affect the functionality of the structures, to reduce visual complexity and contrast. | | | | |
| | 12.1.8. Appropriate coloured materials should be used for structures to blend in with the backdrop of the project. | | | | |
| | 12.1.9. Appropriate colours for smooth surfaces often need to be two to three shades darker than the background colour to compensate for shadows that darken most textured natural surfaces. | | | | |

| Impact | Mitigation/Management Objectives | Mitigation/Management Actions | Monitoring | | |
|--|---|---|---|---|---|
| | | | Methodology | Frequency | Responsibility |
| 12.2. Potential impact of night lighting of the Solar PV Facility on the nightscape of the region. | Reduce the impact of night lighting of structures and buildings associated with the solar energy facility on the surrounding nightscape and visual receptors. | <p>12.2.1. A lighting plan for the proposed Solar PV plant that documents the design, layout and technology used for lighting purposes should be prepared, indicating how nightscape impacts will be minimised and that also demonstrates that project lighting is effectively shielded from surrounding and adjacent properties must be prepared with the design plans of the plant. The plan should minimize light spill onto neighbouring properties and glare which can affect visual receptors in the surrounding landscape.</p> <p>12.2.2. The lighting plan should also minimize contribution to light pollution (night glow) of the regional nightscape.</p> <p>12.2.3. The lighting plan should include a process for promptly addressing and mitigating complaints about potential lighting impacts.</p> <p>12.2.4. Lighting of the facility should not exceed, in number of lights and brightness, the minimum required for safety and security.</p> <p>12.2.5. Uplighting and glare (bright light) should be minimised using appropriate screening.</p> <p>12.2.6. Low-pressure sodium light sources should be used to reduce light pollution.</p> <p>12.2.7. Light fixtures should not spill light beyond the project boundary.</p> <p>12.2.8. Timer switches or motion detectors (within safety requirements) should be used to control lighting in areas that are not occupied continuously.</p> | <ul style="list-style-type: none"> A lighting specialist should be contracted to design the lighting plan for the project. The plan should provide for temporary lighting during the construction and decommissioning phases of all components of the project. Ensure that this is taken into consideration during the planning and design phase by reviewing signed minutes of meetings or signed reports. | <ul style="list-style-type: none"> During design cycle and before construction commences. Once-off during the design phase. | <ul style="list-style-type: none"> Project Developer (Scatec Solar) ECO |
| A.2. HERITAGE IMPACTS (ARCHAEOLOGY AND CULTURAL LANDSCAPE) | | | | | |
| 12.3. Impacts to archaeology and graves (note that none are expected). | Achieve a layout that minimizes the potential later impacts to archaeological resources and/or graves. | <p>12.3.1. Ensure that project layout avoids as many known archaeological resources and/or graves as possible.</p> <p>12.3.2. The likely grave located within the Kenhardt PV 2 study area falls within the development footprint. Therefore, a test excavation will need to be conducted prior to construction to verify</p> | <ul style="list-style-type: none"> Take cognizance of the archaeological sites and graves reported in the HIA when designing facility layout. Appoint a professional archaeologist to conduct a test excavation to | <ul style="list-style-type: none"> Once-off | <ul style="list-style-type: none"> Project Developer (Scatec Solar) |

| Impact | Mitigation/Management Objectives | Mitigation/Management Actions | Monitoring | | |
|--|---|--|---|---|--|
| | | | Methodology | Frequency | Responsibility |
| | | the presence of human remains. If it is determined to be a grave, it will need to be exhumed in line with required process (if necessary) with the permission of SAHRA (and in accordance with any requirements that SAHRA might impose at the time). | <ul style="list-style-type: none"> determine if the sites are graves. Conduct an audit to verify that the necessary permits are obtained by the archaeologist for the test excavation, if required. | | |
| 12.4. Impacts to the natural and cultural landscape (note that none are expected). | Reduce the degree of visual contrast in the landscape. | 12.4.1. Plan to use an earth-coloured paint on the built elements of the facility. | <ul style="list-style-type: none"> Include earth-coloured paint in the design specifications for the facility. | <ul style="list-style-type: none"> Once-off | <ul style="list-style-type: none"> Project Developer (Scatec Solar) |
| A.3. SOCIAL IMPACTS | | | | | |
| 12.5. In-migration of potential job seekers into the Kenhardt area | Proactively manage the in-migration of potential employment seekers and in so doing mitigate impacts on existing social structures. | 12.5.1. Develop and implement a Workforce Recruitment Plan 12.5.2. Reserve employment, where practical, for local residents 12.5.3. Clearly define and agree upon the Project Affected People (PAP) 12.5.4. Develop a database of PAP and their relevant skills and experience 12.5.5. Develop and implement a Stakeholder Engagement Plan | <ul style="list-style-type: none"> Mitigation measures (12.5.1); (12.5.4) and (12.5.5) requires the drafting of a document which would in each instance serve as the method through which the mitigation actions are monitored. Mitigation measures (12.5.2) and (12.5.3) requires clear statements regarding for whom work would be reserved (i.e. mitigation measure (12.5.2)) and who the PAP is (i.e. mitigation measure (12.5.3)). | <ul style="list-style-type: none"> Once-off during the design phase. | <ul style="list-style-type: none"> Project Developer (Scatec Solar) |
| 12.6. Economic Development Plan | Draft an Economic Development Plan to align local investment with bona fide local needs. | 12.6.1. The proponent should engage with local NGOs, CBOs and local government structures to identify and agree upon relevant skills and competencies required in the Kenhardt community. 12.6.2. Such skills and competencies should then be included in the Economic Development Plan. 12.6.3. Where possible, align Economic development Plan with Local Municipality's IDP. 12.6.4. Delivery on the Economic development Plan must be contractually binding on the proponent. | <ul style="list-style-type: none"> Mitigation measures 12.6.1; 12.6.4; 12.6.3 and 12.6.5 require the drafting of a document (i.e. the Economic development Plan) which would in each instance serve as the method through which the mitigation actions are monitored. | <ul style="list-style-type: none"> Once-off during the design phase. | <ul style="list-style-type: none"> Project Developer (Scatec Solar) |

| Impact | Mitigation/Management Objectives | Mitigation/Management Actions | Monitoring | | |
|---|--|---|--|---|--|
| | | | Methodology | Frequency | Responsibility |
| A.4. ELECTROMAGNETIC AND RADIO FREQUENCY INTERFERENCE | | | | | |
| 12.7. Impact on the nearest and surrounding Square Kilometer Array (SKA) telescopes and the overall SKA project | <p>To reduce the impact of the proposed PV project on the SKA.</p> <p>To implement the mitigation measures correctly and achieve an improvement of between 20 and 40 dB in emissions levels.</p> | <p>12.7.1. The inverter units, transformers, communication and control units for an array of panels should all be housed in a single shielded environment. For shielding of such an environment it must be ensured that:</p> <ul style="list-style-type: none"> ▪ Radio Frequency Interference (RFI) gasketting is placed on all the seams and doors. ▪ RFI Honeycomb filtering should be placed on all ventilation openings. <p>12.7.2. It is important to ensure that the cables are laid directly in the soil or properly grounded cable trays (not plastic sleeves).</p> <p>12.7.3. The use of bare copper directly in the soil for earthing is recommended to shunt Common Mode (CM) interference currents to ground.</p> <p>12.7.4. In the case of a tracking PV plant design, care will need to be taken to shield the noise associated with the relays, contactors and hydraulic pumps/motors of the tracking units.</p> <p>12.7.5. Data communications to and from the plants should be via fibre optic.</p> | <ul style="list-style-type: none"> ▪ Ensure that the requirements and mitigation practices are incorporated into the design of the proposed PV plant during the planning and design phase by reviewing signed minutes of meetings or signed reports. | <ul style="list-style-type: none"> ▪ Once-off during the design phase. | <ul style="list-style-type: none"> ▪ Project Developer (Scatec Solar) |
| A.5. IMPACT ON SURFACE WATER RESOURCES | | | | | |
| 12.8. Impact on surface water resources. | To reduce the impact of the proposed PV project on the surrounding drainage lines | 12.8.1. Ensure that the Department of Water and Sanitation are consulted with to confirm the need and requirements of a Water Use Licence, as noted in the Ecological Impact Assessment. | <ul style="list-style-type: none"> ▪ Ensure that the requirements of the Department of Water and Sanitation are considered during the planning and design phase. ▪ Ensure that the Water Use Licence is submitted and approved prior to the commencement of construction, based on the requirements of the Department of Water and Sanitation. | <ul style="list-style-type: none"> ▪ Once-off during the design phase. | <ul style="list-style-type: none"> ▪ Project Developer (Scatec Solar) |

| Impact | Mitigation/Management Objectives | Mitigation/Management Actions | Monitoring | | |
|--|---|---|--|--|---|
| | | | Methodology | Frequency | Responsibility |
| B. CONSTRUCTION PHASE | | | | | |
| B.1. ECOLOGICAL IMPACTS (TERRESTRIAL, AQUATIC AND AVIFAUNA) | | | | | |
| 12.9.Changes in edaphics (soils) on account of excavation and import of soils, resulting in changes in soil state, compaction, and alteration of plant communities and fossorial species in and around these points etc. | Avoidance of undue disturbance to soils | 12.9.1. Ripping of compact soils to be considered according to site specifics and impact. | <ul style="list-style-type: none"> ▪ If deemed applicable, monitor the manual or machine driven ripping of compact soils. | <ul style="list-style-type: none"> ▪ Intermittent and upon identification of excess compaction or option of ripping is considered necessary (i.e. when and where extensive compaction arises) | <ul style="list-style-type: none"> ▪ Contractor and Project Developer (Scatec Solar) |
| 12.10. Abstraction from sub surface aquifers may have a significant impact on plant water relations. | To reduce excessive abstraction of sub surface waters and impacts on groundwater. | 12.10.1. Identify yield and water quality levels in borehole prior to establishment (if borehole water will be used, which is unlikely based on the findings of the Geohydrology Assessment). 12.10.2. Identify limitations on rate and level of abstraction (if required and if (in the unlikely event that) borehole water will be used). 12.10.3. Identify alternative water sources (such as municipal supply) based on the recommendations made in the Geohydrology Assessment). | <ul style="list-style-type: none"> ▪ Ensure borehole is registered with imposed limits on abstraction ▪ Undertake blow test on boreholes (if required) ▪ Undertake water quality analysis. ▪ Install flow meter during construction period and beyond (if borehole water will be used, which is unlikely based on the findings of the Geohydrology Assessment). ▪ Ensure that Municipal or alternate Supply is arranged prior to the commencement of the construction phase | <ul style="list-style-type: none"> ▪ Prior to construction | <ul style="list-style-type: none"> ▪ Project Developer (Scatec Solar) and ECO |
| 12.11. Alteration of surface water quality leading to changes in water chemistry. | To manage construction activities that may impact on surface and subsurface water quality | 12.11.1. Avoidance of significant earthworks with concomitant risk of increasing silt mobility. 12.11.2. Conduct judicious excavation and clearance. 12.11.3. Undertake stabilisation of disturbed soils. 12.11.4. Implement the use of surface flow attenuators or energy dissipaters (if required). 12.11.5. Management of potential liquid material that may | <ul style="list-style-type: none"> ▪ Undertake site and visual inspections and reporting any non-compliance. ▪ Containment of hazardous waste and hazardous materials. | <ul style="list-style-type: none"> ▪ Ongoing | <ul style="list-style-type: none"> ▪ Contractors, Project Developer (Scatec Solar) and ECO |

| Impact | Mitigation/Management Objectives | Mitigation/Management Actions | Monitoring | | |
|---|--|---|---|---|--|
| | | | Methodology | Frequency | Responsibility |
| | | <p>be classified as hazardous.</p> <p>12.11.6. Management of hazardous waste.</p> <p>12.11.7. Avoid significant sculpting of land and maintenance of the general topography of site.</p> | | | |
| 12.12. Alteration of surface drainage patterns on account of construction activities leading to change in plant communities and general habitat structure | Limit alteration of surface drainage, leading to changes in plant communities and general habitat structure, patters due to construction activities. | <p>12.12.1. Avoidance of major drainage features during construction. The proposed project footprint must be demarcated to reduce unnecessary disturbance beyond the proposed project area. Demarcate as no-go areas.</p> <p>12.12.2. Undertaking and completion of earthworks and road construction outside of the high rainfall period (if possible).</p> <p>12.12.3. Avoidance of significant sculpting of land and maintenance of the general topography of the site.</p> <p>12.12.4. Maintenance of a high level of housekeeping on site during the construction phase.</p> <p>12.12.5. Inspection of drainage features immediately outside of the footprint of the proposed PV facility and undertake removal of solid waste and litter on a regular basis.</p> | <ul style="list-style-type: none"> ▪ Carry out visual inspections to ensure strict control over the behaviour of staff in order to restrict activities to within demarcated areas. ▪ Monitor the construction period to verify if this is being undertaken (where possible). ▪ Carry out visual inspections to ensure minimal impact on soils and erosion. ▪ Monitor the condition of the site camp throughout the construction phase via visual site inspections. Record non-compliance and incidents. ▪ Monitor the condition of drainage features immediately outside of the footprint of the PV plant and the condition of the construction area throughout the construction phase via visual site inspections. Record non-compliance and incidents. | <ul style="list-style-type: none"> ▪ Ongoing ▪ Ongoing ▪ Ongoing ▪ Ongoing ▪ Ongoing | <ul style="list-style-type: none"> ▪ ECO ▪ Contractor, Project Developer (Scatec Solar) and ECO ▪ Contractor, Project Developer (Scatec Solar) and ECO ▪ ECO ▪ Contractor, Project Developer (Scatec Solar) and ECO |
| B.2. VISUAL IMPACTS | | | | | |
| 12.13. Potential visual intrusion of construction activities on existing views of sensitive visual receptors | Prevent unnecessary visual clutter and focusing attention of surrounding visual receptors on the proposed development. | 12.13.1. Preparation of the solar field area (i.e. clearance of vegetation, grading, contouring and compacting) and solar field construction should be phased in a way that makes practical sense in order to minimise the area of soil exposed and the shortest duration of exposure. | <ul style="list-style-type: none"> ▪ Ensure that this is taken into consideration prior to the commencement of construction. ▪ Conduct site inspections to monitor the phasing of construction to verify unnecessary soil disturbance and clearing and report any non-compliance. | <ul style="list-style-type: none"> ▪ Once-off during the construction phase. ▪ Weekly | <ul style="list-style-type: none"> ▪ Project Developer (Scatec Solar) ▪ ECO |

| Impact | Mitigation/Management Objectives | Mitigation/Management Actions | Monitoring | | |
|---|--|--|--|---|--|
| | | | Methodology | Frequency | Responsibility |
| | | 12.13.2. Parking areas should be demarcated and strictly controlled so that vehicles are limited to specific areas only. | <ul style="list-style-type: none"> Carry out visual inspections to ensure the construction area and parking area is demarcated clearly, and record and report any non-compliance. Carry out visual inspections to ensure strict control over the parking of construction vehicles and access routes in order to restrict activities to within demarcated areas. | <ul style="list-style-type: none"> Weekly Weekly | <ul style="list-style-type: none"> ECO ECO |
| | | 12.13.3. Night time construction should be avoided where possible. | <ul style="list-style-type: none"> Construction operation times to be monitored and managed (as well as included in the tender contract). | <ul style="list-style-type: none"> Weekly | <ul style="list-style-type: none"> ECO |
| | | 12.13.4. Night lighting of the construction sites should be minimised within requirements of safety and efficiency. | <ul style="list-style-type: none"> Complaints about night lights should be investigated and documented in a register. | <ul style="list-style-type: none"> Weekly or bi-weekly | <ul style="list-style-type: none"> Contractor and ECO |
| | Reduce the visual impact of construction activities project wide | 12.13.5. Maintain good housekeeping on site to avoid litter and minimize waste. | <ul style="list-style-type: none"> Carry out site visits and inspections of the construction sites and ensure good housekeeping is maintained. Record and report any non-compliance. Carry out site visits and record and report any non-compliance. Complaints about night lights should be investigated and documented in a register. Investigate any complaints about night lights and document it in a register. Visit sites requiring rehabilitation. Carry out site visits and record and report any non-compliance. Carry out site visits and record and report any non-compliance. | <ul style="list-style-type: none"> Daily Daily Daily and as complaints arise. Daily Daily Daily | <ul style="list-style-type: none"> Construction Manager and ECO |
| | | 12.13.6. Monitor construction sites for strict adherence to demarcated boundaries. | | | |
| | | 12.13.7. Monitor adherence to lighting plan. | | | |
| | | 12.13.8. Monitor adherence to rehabilitation plan. | | | |
| 12.13.9. Monitor adherence to erosion control plan. | | | | | |
| 12.13.10. Monitor adherence to dust and fire control plans. | | | | | |

| Impact | Mitigation/Management Objectives | Mitigation/Management Actions | Monitoring | | |
|---|---|---|--|--|--|
| | | | Methodology | Frequency | Responsibility |
| B.3. HERITAGE IMPACTS (ARCHAEOLOGY AND CULTURAL LANDSCAPE) | | | | | |
| 12.14. Construction vehicles and activities could result in damage to or destruction of archaeological sites and/or graves. | Minimise the chances of significant archaeological sites and/or graves being disturbed. | 12.14.1. Ensure that all heritage resources requiring mitigation are mitigated prior to the start of construction. | <ul style="list-style-type: none"> Carry out visual inspections to ensure strict control over the behaviour of construction staff in order to restrict activities to within demarcated areas. | <ul style="list-style-type: none"> Weekly | <ul style="list-style-type: none"> ECO |
| | | 12.14.2. Ensure that no activity takes place outside of the authorized construction footprint. | | | |
| | | 12.14.3. The Contractor and ECO must be informed of the possibility of archaeological resources and graves (i.e. ensure that all personnel are aware of the potential of encountering graves and what to do if this occurs (i.e. to report any suspicious stone features prior to disturbance)). | <ul style="list-style-type: none"> Carry out Environmental Awareness Training to ensure that the Contractors are informed of the possible type of heritage features that may be encountered during the construction phase. | <ul style="list-style-type: none"> Once-off training and ensure that all new staff are inducted. Monthly Once-off six months prior to construction. As required/necessary during the construction phase. | <ul style="list-style-type: none"> Contractor/ ECO ECO |
| | | 12.14.4. Alternatively commission an archaeologist to examine the final development footprint at least six months prior to the commencement of construction. | <ul style="list-style-type: none"> Conduct audits of the signed attendance registers. Appoint a professional archaeologist to examine the construction footprint. Conduct an audit to verify that the necessary permits are obtained by the archaeologist, if required. | | |
| | | 12.14.5. If archaeological sites and potential graves cannot be avoided, the buffers as stipulated in the HIA should be implemented during the construction phase. | <ul style="list-style-type: none"> Carry out visual inspections to ensure strict control over the behaviour of construction staff in order to restrict activities to within demarcated areas and outside of the buffer area. | <ul style="list-style-type: none"> Weekly | <ul style="list-style-type: none"> ECO |
| | | 12.14.6. If any of the graves or potential graves found on site cannot be avoided then an archaeologist should be contracted to conduct a test excavation to determine the status of the feature. If it is determined to be a grave, then exhumation would need to occur (if necessary) with the permission of SAHRA (and in accordance with any requirements that SAHRA might impose at the time). | <ul style="list-style-type: none"> Appoint a professional archaeologist to conduct a test excavation to determine if the sites are graves. Conduct an audit to verify that the necessary permits are obtained by the archaeologist for the test excavation, if required. | <ul style="list-style-type: none"> As potential graves are encountered | <ul style="list-style-type: none"> Project Developer (Scatec Solar) |

| Impact | Mitigation/Management Objectives | Mitigation/Management Actions | Monitoring | | |
|--|---|---|--|---|--|
| | | | Methodology | Frequency | Responsibility |
| | | 12.14.7. If any concentrations of archaeological material, graves or stone features are uncovered during the proposed construction, work in the immediate area should be halted. The find would need to be reported to the heritage authorities and may require inspection by an archaeologist. Such heritage is the property of the state and may require excavation and curation in an approved institution. Sufficient time should be allowed to remove/collect such material. | <ul style="list-style-type: none"> Monitor excavations and construction activities for archaeological materials via visual inspections and report the finds accordingly. Contact the heritage authorities and the identified archaeologist if any heritage features are uncovered. | <ul style="list-style-type: none"> Daily or during excavations. As required/necessary during the construction phase. | <ul style="list-style-type: none"> Contractor and ECO Project Developer (Scatec Solar) |
| 12.15. Alteration of the landscape from rural to industrial in nature. | Reduce visual contrast of the development in the landscape. | 12.15.1. Use earthy-coloured paint on built elements | <ul style="list-style-type: none"> Monitor the paint colour via visual inspections and report non-compliance | <ul style="list-style-type: none"> Once-off, at an appropriate time during construction period. | <ul style="list-style-type: none"> ECO |
| B.4. PALAEOLOGICAL HERITAGE IMPACTS | | | | | |
| 12.16. Loss of legally-protected palaeontological heritage resources at or beneath ground surface within development footprint (fossils, fossil sites and contextual geological data). | Reporting, conservation, recording and judicious sampling of scientifically important fossil material exposed during the construction phase of development. | 12.16.1. Reporting chance fossil finds to SAHRA for possible professional mitigation. | <ul style="list-style-type: none"> Monitoring of all substantial excavations into sedimentary bedrocks for fossil material (e.g. vertebrate bones & teeth, fossilized wood, shells) Safeguarding of chance fossil finds, preferably <i>in situ</i>. | <ul style="list-style-type: none"> Throughout the construction phase Throughout the construction phase | <ul style="list-style-type: none"> ECO ECO |
| | | 12.16.2. Recording and sampling of fossil material and associated geological data (only necessary for chance fossil finds made during the proposed development). | <ul style="list-style-type: none"> Application by a qualified palaeontologist for fossil collection permit from SAHRA. Palaeontologist to undertake field study of fossil finds in situ on site. Photography and sampling of important finds. Curation of fossils collected in an approved repository (museum/university collection). | <ul style="list-style-type: none"> Following alert of chance fossil finds on site (It is important to note that there is no need for on-site palaeontological monitoring unless new fossil finds are made during development). | <ul style="list-style-type: none"> Qualified palaeontologist appointed and commissioned by the Project Developer. Qualified palaeontologist appointed and commissioned by the Project Developer Qualified palaeontologist appointed and |

| Impact | Mitigation/Management Objectives | Mitigation/Management Actions | Monitoring | | |
|---|--|--|---|---|---|
| | | | Methodology | Frequency | Responsibility |
| | | | | | commissioned by the Project Developer |
| B.5. SOILS AND AGRICULTURAL POTENTIAL IMPACTS | | | | | |
| 12.17. Degradation of veld vegetation beyond the direct footprint of the proposed PV facility due to constructional disturbance and potential trampling by vehicles | To conserve the surrounding natural veld vegetation. | <p>12.17.1. Minimize footprint of disturbance during the construction phase and ensure that construction work is undertaken within the demarcated area only.</p> <p>12.17.2. Confine vehicle access on roads only.</p> <p>12.17.3. Control dust generation during construction activities by implementing standard construction site dust control measures (dampening with water) where required. Because of water scarcity, this should only be done where and when dust generation is a significant problem.</p> | <ul style="list-style-type: none"> ▪ Monitor the construction activities via site audits to ensure that they are undertaken within the demarcated construction area, and record non-compliance and incidents. ▪ Include periodic site inspection in environmental performance reporting that specifically records occurrence or not of off-road vehicle tracks surrounding the site. Monitor via site audits and record non-compliance and incidents. ▪ Monitor dust suppression mechanisms via visual inspections and record non-compliances. Maintain an incidents/ complaints register. The date, time, nature of complaint, name of complainant and corrective actions must be logged for all complaints. Complaints must be investigated and, if appropriate, acted upon. | <ul style="list-style-type: none"> ▪ Daily ▪ Monthly during the construction phase ▪ Monthly and during complaints/incidents | <ul style="list-style-type: none"> ▪ Contractor and ECO ▪ ECO ▪ Contractor and ECO |
| 12.18. Loss of topsoil due to poor topsoil management | Ensure effective topsoil covering to conserve soil fertility on all disturbed areas, after they have been rehabilitated. | <p>12.18.1. Strip and stockpile topsoil from all areas where soil (below surface) will be disturbed.</p> <p>12.18.2. After cessation of disturbance, re-spread topsoil over the surface.</p> <p>12.18.3. Dispose of any sub-surface spoils from excavations where they will not impact on land that supports vegetation, or where they can be effectively covered with topsoil.</p> | <ul style="list-style-type: none"> ▪ Establish an effective record keeping system for each area where soil is disturbed for construction purposes. These records should be included in environmental performance reports, and should include all the records below: <ul style="list-style-type: none"> ○ Record the GPS coordinates of each area. ○ Record the date of topsoil stripping. ○ Record the GPS coordinates of | <ul style="list-style-type: none"> ▪ As needed, dependent on the specifics of construction activities. | <ul style="list-style-type: none"> ▪ ECO |

| Impact | Mitigation/Management Objectives | Mitigation/Management Actions | Monitoring | | |
|---|--|--|--|---|--|
| | | | Methodology | Frequency | Responsibility |
| | | | <p>where the topsoil is stockpiled.</p> <ul style="list-style-type: none"> ○ Record the date of cessation of construction activities at the particular site. ○ Photograph the area on cessation of construction activities. ○ Record date and depth of re-spreading of topsoil. ○ Photograph the area on completion of rehabilitation and on an annual basis thereafter to show vegetation establishment and evaluate progress of restoration over time. | | |
| 12.19. Soil erosion due to alteration of the land surface characteristics | To reduce erosion on site and downstream of the site as a result of run-off from the site, or due to wind erosion. | 12.19.1. Implement an effective system of run-off control, where it is required, that collects and safely disseminates run-off water from all hardened surfaces and prevents potential down slope erosion. | <ul style="list-style-type: none"> ▪ Include periodic site inspection in environmental performance reporting that inspects the effectiveness and integrity of the run-off control system and specifically records the occurrence of any erosion on site or downstream. Corrective action must be implemented to the run-off control system in the event of any erosion occurring. | <ul style="list-style-type: none"> ▪ Monthly during the construction phase. | <ul style="list-style-type: none"> ▪ ECO |
| B.6. SOCIAL IMPACTS | | | | | |
| 12.20. Influx of job seekers into the Kenhardt area. | Control influx of job seekers into the Kenhardt area with the aim of protecting local social structures. | <p>12.20.1. Implement the Workforce Recruitment Plan.</p> <p>12.20.2. Ensure employment is reserved, where practical, for local residents.</p> <p>12.20.3. Actively use the database of PAP and their relevant skills and experience to guide local employment.</p> <p>12.20.4. Implement the Stakeholder Engagement Plan.</p> | <ul style="list-style-type: none"> ▪ Verify that local labour is, as far as practically possible, being used, by cross-referencing the Workforce Recruitment Plan with current recruitment practices, as well as cross-referencing employed personnel with PAP database; ▪ Verify that Stakeholder Engagement Plan is being implemented with written proof of such engagement with the PAP. | <ul style="list-style-type: none"> ▪ Three times during the estimated 14 month construction period (i.e. at 3 months, 6 months, and 9 months). | <ul style="list-style-type: none"> ▪ Construction Manager and ECO |

| Impact | Mitigation/Management Objectives | Mitigation/Management Actions | Monitoring | | |
|---|--|---|---|---|--|
| | | | Methodology | Frequency | Responsibility |
| 12.21. Outsiders moves into the Kenhardt area | Limit incidences of in social deviance in the Kenhardt area. | 12.21.1. Implement the Workforce Recruitment Plan 12.21.2. Ensure employment is reserved, where practical, for local residents 12.21.3. Actively use the database of PAP and their relevant skills and experience to guide local employment 12.21.4. Implement the Stakeholder Engagement Plan | <ul style="list-style-type: none"> Verify that local labour is, as far as practically possible, being used, by cross-referencing the Workforce Recruitment Plan with current recruitment practices, as well as cross-referencing employed personnel with PAP database; Verify that Stakeholder Engagement Plan is being implemented with written proof of such engagement with the PAP. | <ul style="list-style-type: none"> Three times during the estimated 14 month construction period (i.e. at 3 months, 6 months, and 9 months). | <ul style="list-style-type: none"> Construction Manager and ECO |
| 12.22. Expectations created regarding possible employment | Prevent frustration resulting from miscommunication of employment opportunities and project-related benefits in the local community. | 12.22.1. Implement the Stakeholder Engagement Plan | <ul style="list-style-type: none"> Verify that Stakeholder Engagement Plan is being implemented with written proof of such engagement with the PAP. | <ul style="list-style-type: none"> Three times during the estimated 14 month construction period (i.e. at 3 months, 6 months, and 9 months). | <ul style="list-style-type: none"> Construction Manager and ECO |
| 12.23. Local spending | Ensure the generation of socio-economic benefits as a result of the multiplier effect. | 12.23.1. Procure goods and services, where practical, within the study area 12.23.2. Obtain regularly required goods and services from as large a selection of local service providers as possible | <ul style="list-style-type: none"> Verify purchase of local goods and services through proof of purchase. | <ul style="list-style-type: none"> Three times during the estimated 14 month construction period (i.e. at 3 months, 6 months, and 9 months). | <ul style="list-style-type: none"> Construction Manager and ECO |
| 12.24. Local employment | Ensure optimum employment creation while taking cognizance of the local levels of experience and education. | 12.24.1. Implement the Workforce Recruitment Plan | <ul style="list-style-type: none"> Verify that local labour is, as far as practically possible, being used, by cross-referencing the Workforce Recruitment Plan with current recruitment practices, as well as cross-referencing employed personnel with PAP database. | <ul style="list-style-type: none"> Three times during the estimated 14 month construction period (i.e. at 3 months, 6 months, and 9 months). | <ul style="list-style-type: none"> Construction Manager and ECO |
| 12.25. Economic Development Plan | Ensure contribution to local employment, local spending and human capacity development is being made. | 12.25.1. Implement the Economic Development Plan | <ul style="list-style-type: none"> Verify that the Economic development Plan is being implemented. | <ul style="list-style-type: none"> Three times during the estimated 14 month construction period (i.e. at 3 months, 6 months, and 9 months). | <ul style="list-style-type: none"> Construction Manager and ECO |

| Impact | Mitigation/Management Objectives | Mitigation/Management Actions | Monitoring | | |
|---|---|---|---|--|--|
| | | | Methodology | Frequency | Responsibility |
| B.7. GEOHYDROLOGY IMPACTS | | | | | |
| 12.26. Potential impact on groundwater as a result of the construction of storage yards and temporary labour accommodation camps (i.e. wastewater from construction activities disposed of on the site leading to environmental impacts (e.g. groundwater pollution)) | To prevent unnecessary infiltration of polluted surface water | <p>12.26.1. Waste water from labour accommodation site camps or yards must be collected in a designated container and disposed of at a suitable disposal point off site (i.e. a licenced waste disposal facility). A suitable waste contractor must be appointed to collect waste from site on a regular basis for correct disposal. Proof of disposal (waybills or waste disposal slips) must be retained and kept on file for auditing purposes.</p> <p>12.26.2. Other non-hazardous solid waste (e.g. refuse) to be disposed of at a licensed landfill. A suitable waste contractor must be appointed to collect waste from site on a regular basis for correct disposal. Proof of disposal (waybills or waste disposal slips) must be retained and kept on file for auditing purposes.</p> <p>12.26.3. Avoid using old or damaged construction equipment and vehicles and ensure that they are well maintained and regularly serviced in order to ensure no leakages.</p> <p>12.26.4. Any engines that stand in one place must have drip trays, fuel storage tanks should be above ground on an impermeable surface (within a bunded area) and construction vehicles and equipment should also be refuelled on an impermeable surface. A designated area should be established at the construction site camp for refuelling activities and drip trays or similar impervious materials must be used during these procedures. Vehicle and washing areas must also be on paved surfaces and the by-products correctly managed.</p> | <ul style="list-style-type: none"> ▪ Monitor the placement of structures, storage yards, accommodation camps and infrastructure during the construction phase to ensure existing wind pumps / boreholes are not damaged. ▪ Waste removal and disposal to be monitored. Monitor via site audits and record non-compliance and incidents. Monitor waste disposal slips and waybills via site audits and record non-compliance and incidents. ▪ Construction vehicles need to be monitored throughout the construction phase. Monitor via site audits and record non-compliance and incidents. ▪ Monitor the placement and designation of the area for refuelling at the site camp via visual inspections. Monitor the usage of spill containment measures and record and report non-compliance. | <ul style="list-style-type: none"> ▪ Once off prior to the commencement of construction. ▪ Weekly ▪ Four times per annum for the construction period, i.e. at 3 months, 6 months, 9 months and 12 months. ▪ Weekly | <ul style="list-style-type: none"> ▪ Project Developer (Scatec Solar) ▪ Project Developer (Scatec Solar) and ECO ▪ Project Developer (Scatec Solar) and ECO ▪ Project Developer (Scatec Solar) and ECO |
| 12.27. Potential impact on groundwater as a result of stormwater outflows | To prevent unnecessary infiltration of polluted storm water | 12.27.1. Ensure the storm water runoff is not contaminated. All reasonable measures must be taken to prevent the contamination of storm water outflows. | <ul style="list-style-type: none"> ▪ Monitor the quality of the storm water ▪ ECO to verify that measures are in place to reduce the contamination of storm water and to monitor the quality of storm water by | <ul style="list-style-type: none"> ▪ If possible do this during or shortly after a storm event, at the start of the rain season. | <ul style="list-style-type: none"> ▪ Project Developer (Scatec Solar) and ECO. ▪ ECO |

| Impact | Mitigation/Management Objectives | Mitigation/Management Actions | Monitoring | | |
|--|--|--|--|---|--|
| | | | Methodology | Frequency | Responsibility |
| | | | undertaking site visits and visual inspections. | <ul style="list-style-type: none"> Weekly | |
| 12.28. Potential impact on groundwater quality as a result of accidental oil spillages or fuel leakages. | To reduce the potential of groundwater pollution. | <p>12.28.1. Avoid using old or damaged construction equipment and vehicles and ensure that they are well maintained and regularly serviced in order to ensure no leakages.</p> <p>12.28.2. Any engines that stand in one place for an excessive length of time, must have drip trays, fuel storage tanks should be above ground on an impermeable surface (within a bunded area) and construction vehicles and equipment should also be refuelled on an impermeable surface. A designated area should be established at the construction site camp for refuelling activities and drip trays or similar impervious materials must be used during these procedures. If liquid product is being transported it must be ensured this does not spill during transit.</p> <p>12.28.3. If spillages occur during refuelling, they should be contained and removed as rapidly as possible, with correct disposal of the spilled material. Proof of disposal (waste disposal slips or waybills) should be obtained and retained on file for auditing purposes. During the operational phase, the same principles should be adhered to. Emergency measures and plans must be put in place and rehearsed in order to prepare for accidental spillage.</p> | <ul style="list-style-type: none"> Construction vehicles need to be monitored throughout the construction phase. Monitor via site audits and record non-compliance and incidents. Monitor the placement and designation of the area for refuelling at the site camp via visual inspections. Monitor the usage of spill containment measures and record and report non-compliance. Monitor the refuelling/ servicing process and record the occurrence of any spillages. | <ul style="list-style-type: none"> Four times per annum for the construction period, i.e. at 3 months, 6 months, 9 months and 12 months. Weekly Weekly | <ul style="list-style-type: none"> Project Developer (Scatec Solar) and ECO Project Developer (Scatec Solar) and ECO Project Developer (Scatec Solar) and ECO |
| B.8. WASTE MANAGEMENT | | | | | |
| 12.29. Pollution of the surrounding environment (including drainage lines) as a result of the handling, temporary stockpiling and disposal of general waste. | <p>Reduce environmental impacts such as soil, surface water and groundwater contamination as a result of incorrect storage, handling and disposal of general waste.</p> <p>Minimise the production of waste.</p> | 12.29.1. General waste (i.e. construction waste, building rubble, discarded concrete, bricks, tiles, wood, glass, window panes, air conditioners, plastic, metal, excavated material, packaging material, paper and domestic waste etc.) generated during the construction phase should be stockpiled temporarily (i.e. once-off) on site in a designated area within suitable waste collection bins and skips (or similar). Waste collection bins and skips should be covered with suitable material, where | <ul style="list-style-type: none"> Monitor the strategic placement of the temporary, designated waste stockpiling area at the site camp via visual inspections, and record and report any non-compliance. Monitor the temporary storage and handling of general waste on site via site audits and record non-compliance and incidents (i.e. conduct visual inspections of the | <ul style="list-style-type: none"> Once-off prior to the commencement of the construction phase and as required as the construction process evolves. Daily | <ul style="list-style-type: none"> ECO Contractor and ECO ECO |

| Impact | Mitigation/Management Objectives | Mitigation/Management Actions | Monitoring | | |
|--|----------------------------------|---|--|---|--|
| | | | Methodology | Frequency | Responsibility |
| <p>waste.</p> <p>Prevent environmental problems (e.g. pollution / change in soil pH) due to solid and liquid wastes disposed of on the site.</p> <p>Ensure compliance with waste management legislation.</p> | | appropriate. | temporary waste storage area). | | |
| | | 12.29.2. Should the on-site stockpiling of general waste exceed 100 m ³ and a period of 90 days, then the National Norms and Standards for the Storage of Waste (published on 29 November 2013 under GN 926) must be adhered to. | <ul style="list-style-type: none"> Record the amount of general waste that is temporarily stockpiled at the designated area on site, as well as the duration and record non-compliance and incidents. Monitor the duration and amounts of general waste that is temporarily stockpiled at the designated area on site via site audits and record non-compliance and incidents (i.e. conduct visual inspections of the temporary waste storage area). Audit compliance with the Norms and Standards for the Storage of Waste (published on 29 November 2013 under GN 926) if the storage amounts are exceeded (i.e. only if required). | <ul style="list-style-type: none"> Daily Weekly Monthly | <ul style="list-style-type: none"> Contractor ECO Project Developer (Scatec Solar). |
| | | 12.29.3. Ensure that the designated stockpiling area for general waste (i.e. skips and waste collection bins) is inspected on a daily basis to verify its condition and integrity, particularly after rainfall events. | <ul style="list-style-type: none"> Monitor the temporary, designated waste stockpiling area at the site camp, as well as the handling of general waste on site via site audits and record non-compliance and incidents. | <ul style="list-style-type: none"> Daily | <ul style="list-style-type: none"> ECO |
| | | 12.29.4. Ensure that general waste generated during the construction phase is removed from the site on a regular basis, and safely disposed of at an appropriate, licenced waste disposal facility by an approved waste management Contractor. Waste disposal slips or waybills should be kept on file as proof of disposal. As a general principle, waste manifests must be obtained to prove legal disposal of waste. | <ul style="list-style-type: none"> Ensure that a suitable Waste Management Contractor is appointed to remove and dispose the general waste at an appropriate, licenced waste disposal facility. Monitor waste disposal slips and waybills via site audits and record non-compliance and incidents. | <ul style="list-style-type: none"> Once-off prior to the construction phase. Weekly | <ul style="list-style-type: none"> Project Developer (Scatec Solar)/ Contractor ECO |
| | | 12.29.5. Ensure that the construction site is kept clean at all times and that construction personnel are made aware of correct waste disposal methods. Littering must be prevented through effective | <ul style="list-style-type: none"> Monitor the condition of the site camp throughout the construction phase via visual site inspections. Record non-compliance and | <ul style="list-style-type: none"> Daily Once-off training and ensure that all new | <ul style="list-style-type: none"> ECO and Contractor ECO and |

| Impact | Mitigation/Management Objectives | Mitigation/Management Actions | Monitoring | | |
|--|--|---|---|---|---|
| | | | Methodology | Frequency | Responsibility |
| | | site camp management. | incidents. <ul style="list-style-type: none"> Carry out Environmental Awareness Training. Conduct audits of the signed attendance registers. | staff are inducted. <ul style="list-style-type: none"> Monthly | Contractor <ul style="list-style-type: none"> ECO |
| | | 12.29.6. Sufficient general waste disposal bins must also be provided for use by construction personnel throughout the site. These bins must be emptied on a regular basis. | <ul style="list-style-type: none"> Monitor general waste generation by construction staff and collection via audits throughout the construction phase. | <ul style="list-style-type: none"> Daily or Weekly | <ul style="list-style-type: none"> ECO and Contractor. |
| | | 12.29.7. Ensure that all general waste emanating from the construction phase is removed from site prior to the commencement of the rehabilitation and operational phases. | <ul style="list-style-type: none"> Undertake a final inspection at the end of the construction phase in order to verify and ensure that all general waste is removed from site and correctly disposed, prior to the commencement of the rehabilitation and operational phases. | <ul style="list-style-type: none"> At the end of the construction phase. | <ul style="list-style-type: none"> ECO and Contractor. |
| | | 12.29.8. Promote waste reduction, re-use, and recycling opportunities on site during the construction phase. | <ul style="list-style-type: none"> Monitor waste generation and collection throughout construction. Investigate if any complaints have been expressed by the surrounding community regarding waste handling. | <ul style="list-style-type: none"> Weekly or bi-weekly | <ul style="list-style-type: none"> ECO and Contractor |
| | | 12.29.9. Ensure an adequate and sustainable use of resources. | <ul style="list-style-type: none"> Monitor waste generation and collection throughout construction. | <ul style="list-style-type: none"> Weekly or bi-weekly | <ul style="list-style-type: none"> ECO and Contractor |
| | | 12.29.10. Control and implement waste management plans provided by contractors. Ensure that relevant legislative requirements are respected. | <ul style="list-style-type: none"> Control of waste management practices throughout construction phase | <ul style="list-style-type: none"> Weekly or bi-weekly | <ul style="list-style-type: none"> ECO and Contractor |
| 12.30. Pollution of the surrounding environment as a result of the handling, temporary stockpiling and | Reduce environmental impacts such as soil, surface water and groundwater contamination as a result of incorrect storage, handling and disposal of hazardous waste. | 12.30.1. Hazardous waste (i.e. empty tins, oils, fuel spillages, spilled materials and chemicals etc.) generated during the construction phase should be stockpiled temporarily (i.e. once-off) on site in a designated area in suitable waste collection bins and leak-proof storage skips (or similar). Waste collection bins and skips should be covered | <ul style="list-style-type: none"> Monitor the strategic placement of the temporary, designated waste stockpiling area at the site camp via visual inspections, and record and report any non-compliance. Monitor the temporary storage and handling of hazardous waste on site | <ul style="list-style-type: none"> Once-off prior to the commencement of the construction phase and as required as the construction process evolves. | <ul style="list-style-type: none"> ECO and Contractor ECO |

| Impact | Mitigation/Management Objectives | Mitigation/Management Actions | Monitoring | | |
|------------------------------|----------------------------------|---|--|---|--|
| | | | Methodology | Frequency | Responsibility |
| disposal of hazardous waste. | | with suitable material, where appropriate. Hazardous waste must be stored separately from all other general waste. The designated stockpiling area must be labelled correctly. | via site audits and record non-compliance and incidents (i.e. conduct visual inspections of the temporary waste storage area). | <ul style="list-style-type: none"> ▪ Daily | |
| | | 12.30.2. Should the on-site stockpiling of hazardous waste exceed 80 m ³ , then the National Norms and Standards for the Storage of Waste (published on 29 November 2013 under GN 926) must be adhered to. | <ul style="list-style-type: none"> ▪ Record the amount of hazardous waste that is temporarily stockpiled at the designated area on site, as well as the duration and record non-compliance and incidents. ▪ Monitor the duration and amounts of hazardous waste that is temporarily stockpiled at the designated area on site via site audits and record non-compliance and incidents (i.e. conduct visual inspections of the temporary waste storage area). ▪ Audit compliance with the Norms and Standards for the Storage of Waste (published on 29 November 2013 under GN 926) if the storage amounts are exceeded (i.e. only if required). | <ul style="list-style-type: none"> ▪ Daily ▪ Weekly ▪ Monthly | <ul style="list-style-type: none"> ▪ Contractor ▪ ECO ▪ Project Developer (Scatec Solar). |
| | | 12.30.3. Ensure that the designated stockpiling area for hazardous waste (i.e. leak proof skips and waste collection bins) is inspected on a daily basis to verify its condition and integrity, particularly after rainfall events. | <ul style="list-style-type: none"> ▪ Monitor the temporary, designated waste stockpiling area at the site camp, as well as the handling of hazardous waste on site via site audits and record non-compliance and incidents. | <ul style="list-style-type: none"> ▪ Daily | <ul style="list-style-type: none"> ▪ ECO |
| | | 12.30.4. Ensure that all hazardous waste is removed from the site on a regular basis, and safely disposed at an appropriate, licenced hazardous waste disposal facility by an approved waste management Contractor. | <ul style="list-style-type: none"> ▪ Ensure that a suitable Waste Management Contractor is appointed to remove and dispose the hazardous waste at an appropriate, licenced hazardous waste disposal facility. ▪ Monitor waste disposal slips and waybills via site audits and record non-compliance and incidents. | <ul style="list-style-type: none"> ▪ Once-off prior to the construction phase. ▪ Weekly | <ul style="list-style-type: none"> ▪ Project Developer (Scatec Solar)/ Contractor ▪ ECO |

| Impact | Mitigation/Management Objectives | Mitigation/Management Actions | Monitoring | | |
|--------|----------------------------------|---|---|---|---|
| | | | Methodology | Frequency | Responsibility |
| | | 12.30.5. Ensure that the construction site is kept clean at all times and that construction personnel are made aware of correct waste disposal methods. Littering must be prevented through effective site camp management. | <ul style="list-style-type: none"> ▪ Monitor the condition of the site camp throughout the construction phase via visual site inspections. Record non-compliance and incidents. ▪ Carry out Environmental Awareness Training. ▪ Conduct audits of the signed attendance registers. | <ul style="list-style-type: none"> ▪ Daily ▪ Once-off training and ensure that all new staff are inducted. ▪ Monthly | <ul style="list-style-type: none"> ▪ ECO and Contractor ▪ ECO and Contractor ▪ ECO |
| | | 12.30.6. Ensure that all hazardous waste emanating from the construction phase is removed from site prior to the commencement of the rehabilitation and operational phases. | <ul style="list-style-type: none"> ▪ Undertake a final inspection at the end of the construction phase in order to verify and ensure that all general waste is removed from site and correctly disposed, prior to the commencement of the rehabilitation and operational phases. | <ul style="list-style-type: none"> ▪ At the end of the construction phase. | <ul style="list-style-type: none"> ▪ ECO and Contractor. |
| | | 12.30.7. All liquid waste (used oil, paints, lubricating compounds and grease) to be packaged and disposed of by appropriate means. | <ul style="list-style-type: none"> ▪ Waste removal and disposal to be monitored throughout construction | <ul style="list-style-type: none"> ▪ Weekly or bi-weekly | <ul style="list-style-type: none"> ▪ ECO and Contractor |
| | | 12.30.8. Adequate containers for the cleaning of equipment and materials (paint, solvent) must be provided as to avoid spillages. | <ul style="list-style-type: none"> ▪ Waste removal and disposal to be monitored throughout construction | <ul style="list-style-type: none"> ▪ Weekly or bi-weekly | <ul style="list-style-type: none"> ▪ ECO and Contractor |
| | | 12.30.9. Waste water from construction and painting activities must be collected in a designated container and disposed of at a suitable disposal point off site. | <ul style="list-style-type: none"> ▪ Waste removal and disposal to be monitored throughout construction | <ul style="list-style-type: none"> ▪ Weekly or bi-weekly | <ul style="list-style-type: none"> ▪ ECO and Contractor |
| | | 12.30.10. Control and implement waste management plans provided by contractors. Ensure that relevant legislative requirements are respected. | <ul style="list-style-type: none"> ▪ Control of waste management practices throughout construction phase. | <ul style="list-style-type: none"> ▪ Weekly or bi-weekly | <ul style="list-style-type: none"> ▪ ECO and Contractor |

| Impact | Mitigation/Management Objectives | Mitigation/Management Actions | Monitoring | | |
|---|--|---|--|---|---|
| | | | Methodology | Frequency | Responsibility |
| C. OPERATIONAL PHASE | | | | | |
| C.1. ECOLOGICAL IMPACTS (TERRESTRIAL, AQUATIC AND AVIFAUNA) | | | | | |
| 12.31. Erosion control measures. The impact of wind and water erosion results in loss of surface soils and degradation of land. | To mitigate and manage the site to prevent any soil loss arising from wind and water. | 12.31.1. Where appropriate and within the general drainage of the site, attenuators (or similar) should serve to reduce flow energy, while the maintenance of general vegetation cover to avoid excessive aeolian impacts should be implemented. | <ul style="list-style-type: none"> Monitor the erosion on site during operations, as well as the implementation and effectiveness of erosion control on site (such as the use of gabions and geofabric materials or similar) at appropriate points. | <ul style="list-style-type: none"> Ongoing and as required | <ul style="list-style-type: none"> Project Developer (Scatec Solar) and Environmental Manager |
| 12.32. Alteration of the state of subsurface water resources due to excessive abstraction of groundwater for the cleaning of the PV panels, as well as for operational use. | To reduce excessive abstraction of sub surface waters and impacts on groundwater. | 12.32.1. Identify alternative water sources (such as municipal supply) based on the recommendations made in the Geohydrology Assessment). 12.32.2. Preferential use of recycled water sources for operational phase requirements (instead of groundwater). 12.32.3. Ensure the prudent use of surface water resources. 12.32.4. Adopt “dry” cleaning methods, such as dusting and sweeping the site before washing down. 12.32.5. Increased monitoring of the impact of dust generation and implement a more judicious cleaning protocol. 12.32.6. Low level and ongoing cleaning of PV panels over time to reduce demand on aquifers. | <ul style="list-style-type: none"> Ensure that Municipal Supply or alternate supply is arranged prior to the commencement of the operational phase. Monitor via site audits and record non-compliance and incidents. | <ul style="list-style-type: none"> During the operational phase. | <ul style="list-style-type: none"> Project Developer (Scatec Solar) and ECO |
| C.2. VISUAL IMPACTS | | | | | |
| 12.33. Potential visual intrusion of the proposed Solar Energy Facility on the views of sensitive visual receptors. | Reduce visual intrusion of the solar energy facility on the views of sensitive visual receptors as well as its impact on the surrounding landscape | 12.33.1. Monitor effectiveness of the rehabilitation plan for temporarily cleared areas and erosion scarring. 12.33.2. Monitor building and façade maintenance. Painted features should be maintained and repainted when colour fades or paint flakes. | <ul style="list-style-type: none"> Carry out visual inspections during site audits to verify the effectiveness of the rehabilitation, and record and report any non-compliance. Carry out an inspection of solar energy facility to ensure that it is being maintained in a good | <ul style="list-style-type: none"> Monthly Annually | <ul style="list-style-type: none"> Project Developer (Scatec Solar) and Environmental Manager Project Developer |

| Impact | Mitigation/Management Objectives | Mitigation/Management Actions | Monitoring | | |
|--|---|--|---|--|---|
| | | | Methodology | Frequency | Responsibility |
| | | | condition. | | (Scatec Solar) and Environmental Manager |
| | | <p>12.33.3. Maintain re-vegetated surfaces until a self-sustaining stand of vegetation is established and visually adapted to the undisturbed surrounding vegetation. No new disturbance should be created during operations without approval from the Environmental Manager.</p> <p>12.33.4. Restoration of disturbed land should commence as soon after disturbance as possible.</p> <p>12.33.5. Road maintenance activities should avoid damaging or disturbing vegetation.</p> <p>12.33.6. Dust and noxious weed control should be part of maintenance activities.</p> | <ul style="list-style-type: none"> ▪ Carry out visual inspections during site audits to verify the effectiveness of the rehabilitation and the progress of rehabilitation, and record and report any non-compliance. ▪ Ensure that all vegetation removal outside of the project footprint is approved by the Environmental Manager. ▪ Monitor the road maintenance process to ensure limited damage to vegetation. Record and report any non-compliance. ▪ Monitor the presence of alien vegetation on site. ▪ Monitor dust suppression mechanisms and record non-compliances. Maintain an incidents/complaints register, in which any complaints from the public must be logged. The date, time, nature of complaint, name of complainant and corrective actions must be logged for all complaints. Complaints must be investigated and, if appropriate, acted upon. | <ul style="list-style-type: none"> ▪ Weekly during the rehabilitation phase ▪ Throughout the operational phase ▪ During road maintenance activities. ▪ Throughout the operational phase ▪ During complaints/incidents | <ul style="list-style-type: none"> ▪ Environmental Manager ▪ Project Developer (Scatec Solar) and Environmental Manager ▪ Project Developer (Scatec Solar) and Environmental Manager ▪ Project Developer (Scatec Solar) and Environmental Manager |
| 12.34. Potential impact of night lighting of the proposed Solar Energy Facility on the nightscape of the region. | Reduce the impact of night lighting of the proposed PV facility on the surrounding nightscape and sensitive visual receptors. | 12.34.1. Monitor the effectiveness of the lighting plan to minimize light spill and glare. | <ul style="list-style-type: none"> ▪ Visit surrounding neighbouring farmsteads and ensure that residents in the surrounding landscape are not affected by glaring lights from the plant. ▪ Complaints about night lights should be investigated and documented in a register. Investigate any | <ul style="list-style-type: none"> ▪ Once off at the end of the construction phase or the start of the operational Phase. ▪ As complaints arise. | <ul style="list-style-type: none"> ▪ Project Developer (Scatec Solar) and Environmental Manager ▪ Project Developer |

| Impact | Mitigation/Management Objectives | Mitigation/Management Actions | Monitoring | | |
|--|--|--|--|---|--|
| | | | Methodology | Frequency | Responsibility |
| | | | complaints about night lights and document it in a register. | | (Scatec Solar) and Environmental Manager |
| | | 12.34.2. Lights should be switched off when not in use whenever it is in line with safety and security. | <ul style="list-style-type: none"> Carry out visual inspections during site audits to monitor lighting, and record and report any non-compliance. | <ul style="list-style-type: none"> Weekly | <ul style="list-style-type: none"> Project Developer (Scatec Solar) and Environmental Manager |
| C.3. HERITAGE IMPACTS (ARCHAEOLOGY AND CULTURAL LANDSCAPE) | | | | | |
| 12.35. Maintenance vehicles and activities could result in damage to or destruction of archaeological sites and/or graves. | Minimise the chances of significant archaeological sites and/or graves being disturbed. | 12.35.1. Ensure that no activity takes place outside of the authorized operational footprint. | <ul style="list-style-type: none"> Carry out visual inspections to ensure strict control over the behaviour of operational staff in order to restrict activities to within demarcated areas. | <ul style="list-style-type: none"> Weekly | <ul style="list-style-type: none"> Environmental Manager |
| C.4. SOILS AND AGRICULTURAL POTENTIAL IMPACTS | | | | | |
| 12.36. Soil erosion due to alteration of the land surface characteristics | To reduce erosion on site and downstream of the site as a result of run-off from the site, or due to wind erosion. | 12.36.1. Implement an effective system of run-off control, where it is required, that collects and safely disseminates run-off water from all hardened surfaces and prevents potential down slope erosion. | <ul style="list-style-type: none"> Include periodic site inspection in environmental performance reporting that inspects the effectiveness and integrity of the run-off control system and specifically records the occurrence of any erosion on site or downstream. Corrective action must be implemented to the run-off control system in the event of any erosion occurring. | <ul style="list-style-type: none"> Quarterly during the Operational Phase. | <ul style="list-style-type: none"> Environmental Manager |
| C.5. SOCIAL IMPACTS | | | | | |
| 12.37. Influx of job seekers into the Kenhardt area. | Control influx of job seekers into the Kenhardt area with the aim of protecting local | 12.37.1. Implement the Workforce Recruitment Plan 12.37.2. Ensure employment is reserved, where practical, | <ul style="list-style-type: none"> Verify that local labour is, as far as practically possible, being used, by cross-referencing the Workforce | <ul style="list-style-type: none"> Once a year during the operational phase. | <ul style="list-style-type: none"> Environmental Manager/ Officer |

| Impact | Mitigation/Management Objectives | Mitigation/Management Actions | Monitoring | | |
|---|--|---|---|---|----------------------------------|
| | | | Methodology | Frequency | Responsibility |
| | social structures. | for local residents 12.37.3. Actively use the database of PAP and their relevant skills and experience to guide local employment 12.37.4. Implement the Stakeholder Engagement Plan | Recruitment Plan with current recruitment practices, as well as cross-referencing employed personnel with PAP database; ▪ Verify that Stakeholder Engagement Plan is being implemented with written proof of such engagement with the PAP. | | |
| 12.38. Outsiders moves into the Kenhardt area | Limit incidences of in social deviance in the Kenhardt area. | 12.38.1. Implement the Workforce Recruitment Plan 12.38.2. Ensure employment is reserved, where practical, for local residents 12.38.3. Actively use the database of PAP and their relevant skills and experience to guide local employment 12.38.4. Implement the Stakeholder Engagement Plan | ▪ Verify that local labour is, as far as practically possible, being used, by cross-referencing the Workforce Recruitment Plan with current recruitment practices, as well as cross-referencing employed personnel with PAP database; ▪ Verify that Stakeholder Engagement Plan is being implemented with written proof of such engagement with the PAP. | ▪ Once a year during the operational phase. | ▪ Environmental Manager/ Officer |
| 12.39. Expectations created regarding possible employment | Prevent frustration resulting from miscommunication of employment opportunities and project-related benefits in the local community. | 12.39.1. Implement the Stakeholder Engagement Plan | ▪ Verify that Stakeholder Engagement Plan is being implemented with written proof of such engagement with the PAP. | ▪ Once a year during the operational phase. | ▪ Environmental Manager/ Officer |
| 12.40. Local spending | Ensure the generation of socio-economic benefits as a result of the multiplier effect. | 12.40.1. Procure goods and services, where practical, within the study area 12.40.2. Obtain regularly required goods and services from as large a selection of local service providers as possible | ▪ Verify purchase of local goods and services through proof of purchase. | ▪ Once a year during the operational phase. | ▪ Environmental Manager/ Officer |
| 12.41. Local employment | Ensure optimum employment creation while taking cognizance of the local levels of experience and education. | 12.41.1. Implement the Workforce Recruitment Plan | ▪ Verify that local labour is, as far as practically possible, being used, by cross-referencing the Workforce Recruitment Plan with current recruitment practices, as well as cross-referencing employed personnel with PAP database. | ▪ Once a year during the operational phase. | ▪ Environmental Manager/ Officer |

| Impact | Mitigation/Management Objectives | Mitigation/Management Actions | Monitoring | | |
|--|---|---|--|---|--|
| | | | Methodology | Frequency | Responsibility |
| 12.42. Economic Development Plan | Ensure contribution to local employment, local spending and human capacity development is being made. | 12.42.1. Implement the Economic Development Plan | <ul style="list-style-type: none"> Verify that the Economic development Plan is being implemented. | <ul style="list-style-type: none"> Once a year during the operational phase. | <ul style="list-style-type: none"> Environmental Manager/ Officer |
| C. 6. GEOHYDROLOGY IMPACTS | | | | | |
| 12.43. Potential impact on groundwater as a result of stormwater outflows | To prevent unnecessary infiltration of polluted storm water | 12.43.1. Ensure the storm water runoff is not contaminated. All reasonable measures must be taken to prevent the contamination of storm water outflows | <ul style="list-style-type: none"> Monitor the quality of the storm water. Facility Manager to verify that measures are in place to reduce the contamination of storm water and to monitor the quality of storm water by undertaking site visits and visual inspections. | <ul style="list-style-type: none"> If possible do this during or shortly after a storm event, at the start of the rain season. | <ul style="list-style-type: none"> Project Developer (Scatec Solar) |
| 12.44. Potential impact on groundwater quality as a result of accidental oil spillages or fuel leakages. | To reduce the potential of groundwater pollution. | <p>12.44.1. Avoid using old or damaged equipment and vehicles and ensure that they are well maintained and regularly serviced in order to ensure no leakages.</p> <p>12.44.2. Any engines that stand in one place for an excessive length of time, must have drip trays, fuel storage tanks should be above ground on an impermeable surface (within a bunded area) and vehicles and equipment should also be refuelled on an impermeable surface. A designated area should be established at the PV facility for refuelling activities and drip trays or similar impervious materials must be used during these procedures. If liquid product is being transported it must be ensured this does not spill during transit.</p> <p>12.44.3. If spillages occur during refuelling, they should be contained and removed as rapidly as possible, with correct disposal of the spilled material. Proof of disposal (waste disposal slips or waybills) should be obtained and retained on file for auditing purposes. During the operational phase, the same principles should be adhered to. Emergency measures and plans must be put in place and rehearsed in order to prepare for accidental spillage.</p> | <ul style="list-style-type: none"> Vehicles need to be monitored throughout the operational phase. Monitor via site audits and record non-compliance and incidents. Monitor the placement and designation of the area for refuelling at the site camp via visual inspections. Monitor the usage of spill containment measures and record and report non-compliance. Monitor the refuelling/ servicing process and record the occurrence of any spillages. | <ul style="list-style-type: none"> Monthly during operations. Weekly Weekly | <ul style="list-style-type: none"> Project Developer (Scatec Solar) Project Developer (Scatec Solar) Project Developer (Scatec Solar) |

| Impact | Mitigation/Management Objectives | Mitigation/Management Actions | Monitoring | | |
|---|---|--|---|---|--|
| | | | Methodology | Frequency | Responsibility |
| C.7. WASTE MANAGEMENT | | | | | |
| 12.45. Pollution of the surrounding environment as a result of the handling, temporary storage and disposal of solid waste (general and hazardous). | Reduce soil and groundwater contamination as a result of incorrect storage, handling and disposal of general and hazardous waste. | 12.45.1. Sufficient waste collection bins and skips (or similar) should be provided at the PV facility. Waste collection bins and skips should be covered with suitable material and correctly labelled, and should be kept in a designated, demarcated area, where access control is monitored and managed. | <ul style="list-style-type: none"> Monitor waste generation and collection throughout the operational phase. | <ul style="list-style-type: none"> Weekly | <ul style="list-style-type: none"> Facility Manager |
| | | 12.45.2. Segregation of hazardous waste from general waste to be in place. Waste separation is encouraged and therefore receptacles should be labelled to reflect the different waste types. | <ul style="list-style-type: none"> On-site inspection of waste segregation. Control of waste management practices throughout operational phase. | <ul style="list-style-type: none"> Weekly Weekly | <ul style="list-style-type: none"> Facility Manager Facility Manager |
| | | 12.45.3. General waste and hazardous waste should be removed from the site on a regular basis and disposed of at an appropriate, licenced waste disposal facility. Hazardous waste should be removed by an approved waste management Contractor. General solid waste could be removed from the site by municipal services. Waste disposal slips or waybills should be kept on file for auditing purposes as proof of disposal, as applicable | <ul style="list-style-type: none"> Inspection of the waste storage area. Monitor via site audits and record non-compliance and incidents. Facility Manager to monitor and audit disposal slips. | <ul style="list-style-type: none"> Daily Monthly | <ul style="list-style-type: none"> Facility Manager |
| | | 12.45.4. Ensure that the PV facility is kept clean at all times and that operational personnel are made aware of correct waste disposal methods. | <ul style="list-style-type: none"> Conduct training for all operational personnel. Monitor the state of PV facility via site audits and record non-compliance and incidents. | <ul style="list-style-type: none"> Once-off during operations and ensure that all new staff are inducted. Daily | <ul style="list-style-type: none"> Facility Manager |
| | | 12.45.5. No solid waste may be burned or buried on site. | <ul style="list-style-type: none"> Monitor via site audits and record non-compliance and incidents. | <ul style="list-style-type: none"> Daily | <ul style="list-style-type: none"> Facility Manager |
| | | 12.45.6. Waste amounts shall be recorded on a monthly basis. | <ul style="list-style-type: none"> Waste amounts to be documented. | <ul style="list-style-type: none"> Monthly | <ul style="list-style-type: none"> Facility Manager |
| | | 12.45.7. All operational waste (concrete, steel, rubbles etc.) to be removed from the site and waste hierarchy of prevention, as the preferred option, | <ul style="list-style-type: none"> Waste removal and disposal to be monitored | <ul style="list-style-type: none"> Monthly | <ul style="list-style-type: none"> Facility Manager |

| Impact | Mitigation/Management Objectives | Mitigation/Management Actions | Monitoring | | |
|--|---|--|--|---|--|
| | | | Methodology | Frequency | Responsibility |
| | | followed by reuse, recycling, recovery must be implemented, where possible. | | | |
| | | 12.45.8. Other non-hazardous solid waste (e.g. packaging material) to be disposed of at a licensed landfill. | <ul style="list-style-type: none"> Waste removal and disposal to be monitored | <ul style="list-style-type: none"> Monthly | <ul style="list-style-type: none"> Facility Manager |
| | | 12.45.9. All liquid waste (used oil, paints, lubricating compounds and grease) to be packaged and disposed of by appropriate means. | <ul style="list-style-type: none"> Waste removal and disposal to be monitored | <ul style="list-style-type: none"> Monthly | <ul style="list-style-type: none"> Facility Manager |
| | | 12.45.10. Adequate containers for the cleaning of equipment and materials (paint, solvent) must be provided as to avoid spillages. | <ul style="list-style-type: none"> Waste removal and disposal to be monitored | <ul style="list-style-type: none"> Monthly | <ul style="list-style-type: none"> Facility Manager |
| | | 12.45.11. Waste water from operations and painting activities must be collected in a designated container and disposed of at a suitable disposal point off site. | <ul style="list-style-type: none"> Waste removal and disposal to be monitored | <ul style="list-style-type: none"> Monthly | <ul style="list-style-type: none"> Facility Manager |
| D. DECOMMISSIONING PHASE | | | | | |
| D.1. ECOLOGICAL IMPACTS (TERRESTRIAL, AQUATIC AND AVIFAUNA) | | | | | |
| 12.46. Exotic weed invasion of abandoned site resulting in ecological change | To prevent the excessive growth and propagation of exotic weeds on disturbed lands that formed portion of the PV facility | 12.46.1. Exotic weed control measures to be instituted through weed control programme. 12.46.2. Regular redress of exotic weed through use of herbicide and manual removal. | <ul style="list-style-type: none"> Compile weed eradication programme for period of 12 months post the decommissioning exercise. Appoint contractor to undertake weed eradication programme. | <ul style="list-style-type: none"> Weed eradication exercise to be undertaken every 6 months for a period of 12 months following decommissioning | <ul style="list-style-type: none"> Project Developer (Scatec Solar) |
| D.2. VISUAL IMPACTS | | | | | |
| 12.47. Potential visual intrusion of decommissioning activities on existing views of sensitive visual receptors. | Prevent unnecessary visual clutter and focusing attention of surrounding visual receptors on the proposed development. | 12.47.1. Disturbed and transformed areas should be contoured to approximate naturally occurring slopes to avoid lines and forms that will contrast with the existing landscapes. 12.47.2. Edges of re-vegetated areas should be feathered to reduce form and line contrasts with surrounding undisturbed landscape. | <ul style="list-style-type: none"> Conduct visual inspections to ensure that landscaping is following the rehabilitation plan. | <ul style="list-style-type: none"> Weekly | <ul style="list-style-type: none"> ECO |

| Impact | Mitigation/Management Objectives | Mitigation/Management Actions | Monitoring | | |
|---|---|---|---|---|--|
| | | | Methodology | Frequency | Responsibility |
| | | 12.47.3. Stockpiled topsoil should be reapplied to disturbed areas and these areas should be re-vegetated using a mix of indigenous species in such a way that the areas will form as little contrast in form, line, colour and texture with the surrounding undisturbed landscape. | <ul style="list-style-type: none"> Site visits to ensure that stockpiled topsoil (or appropriate soil for vegetation when stockpiled topsoil is exhausted) is used. | <ul style="list-style-type: none"> Weekly | <ul style="list-style-type: none"> ECO |
| | | 12.47.4. Night lighting of decommissioning sites should be minimised within requirements of safety and efficiency. | <ul style="list-style-type: none"> Complaints about night lights should be investigated and documented in a register. | <ul style="list-style-type: none"> Weekly or bi-weekly | <ul style="list-style-type: none"> Contractor and ECO |
| | | 12.47.5. Working at night should be avoided where possible. | <ul style="list-style-type: none"> Operation times for decommissioning activities to be monitored and managed (as well as included in the tender contract). | <ul style="list-style-type: none"> Weekly | <ul style="list-style-type: none"> ECO |
| | Reduce the visual impact of decommissioning activities project wide. | 12.47.6. Maintain good housekeeping on site to avoid litter and minimize waste. | <ul style="list-style-type: none"> Carry out site visits and inspections of the sites and ensure good housekeeping is maintained. Record and report any non-compliance. Carry out site visits and record and report any non-compliance. Complaints about night lights should be investigated and documented in a register. Investigate any complaints about night lights and document it in a register. Visit sites requiring rehabilitation. Carry out site visits and record and report any non-compliance. Carry out site visits and record and report any non-compliance. | <ul style="list-style-type: none"> Daily Daily Daily and as complaints arise. Daily Daily Daily | <ul style="list-style-type: none"> Construction Manager and ECO |
| | | 12.47.7. Monitor sites for strict adherence to demarcated boundaries. | | | |
| | | 12.47.8. Monitor adherence to lighting plan. | | | |
| | | 12.47.9. Monitor adherence to rehabilitation plan. | | | |
| | 12.47.10. Monitor adherence to erosion control plan. | | | | |
| | 12.47.11. Monitor adherence to dust and fire control plans. | | | | |
| D.3. HERITAGE IMPACTS (ARCHAEOLOGY AND CULTURAL LANDSCAPE) | | | | | |
| 12.48. Construction vehicles and activities could result in damage to or destruction of | Minimise the chances of significant archaeological sites and/or graves being disturbed. | 12.48.1. Ensure that no activity takes place outside of the authorized construction footprint. | <ul style="list-style-type: none"> Carry out visual inspections to ensure strict control over the behaviour of construction staff in order to restrict activities to within | <ul style="list-style-type: none"> Weekly | <ul style="list-style-type: none"> ECO |

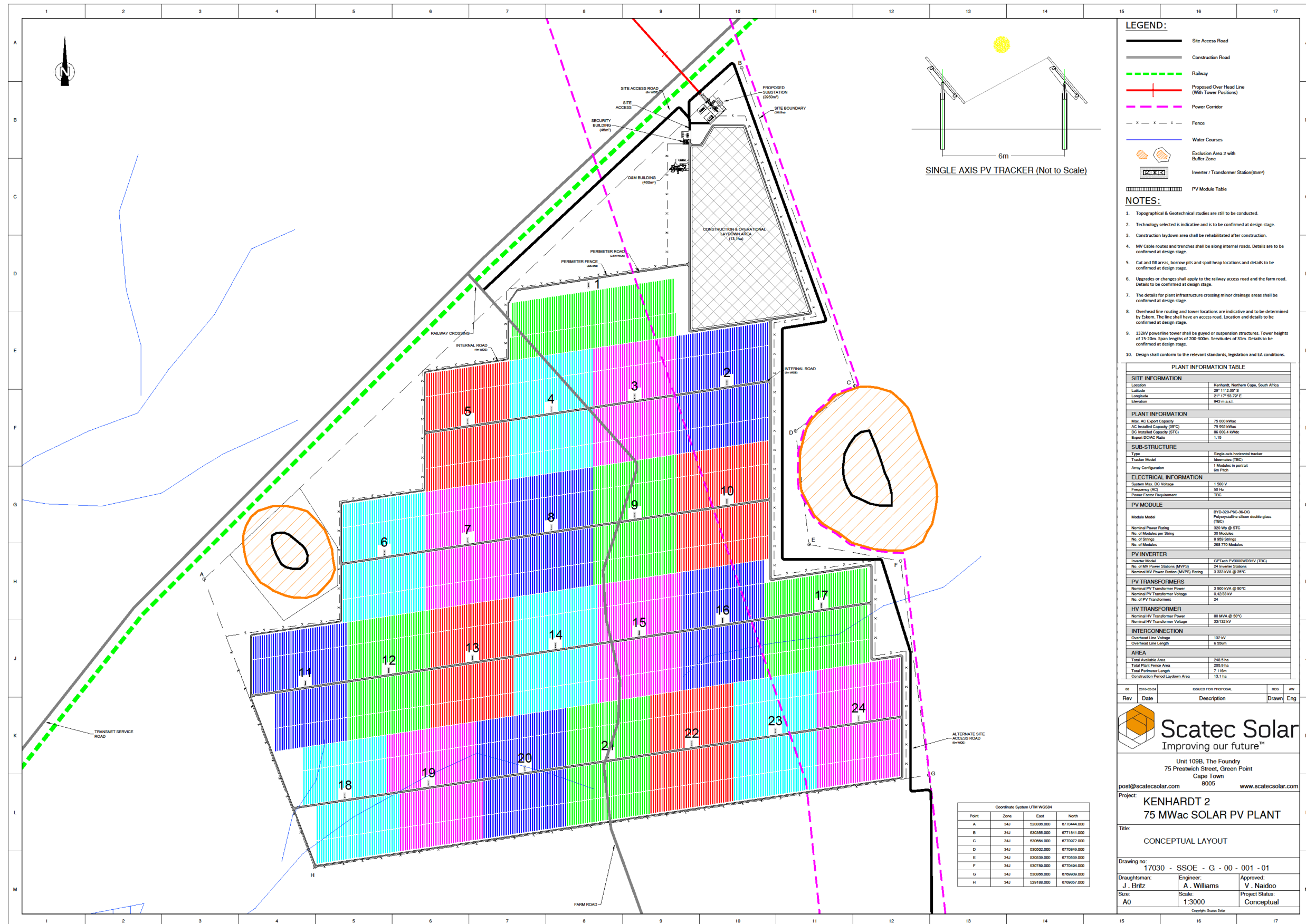
| Impact | Mitigation/Management Objectives | Mitigation/Management Actions | Monitoring | | |
|--|--|---|---|--|---|
| | | | Methodology | Frequency | Responsibility |
| archaeological sites and/or graves. | | | demarcated areas. | | |
| 12.49. Scarring of the landscape once infrastructure has been removed. | Ensure that the landscape within the development footprint has a similar appearance to that around it. | 12.49.1. Ensure removal of all foundations, construction materials and foreign matter. 12.49.2. Ensure rehabilitation of the site in accordance with environmental guidelines. | <ul style="list-style-type: none"> Follow the relevant environmental guidelines. | <ul style="list-style-type: none"> Throughout the decommissioning phase. | <ul style="list-style-type: none"> ECO |
| D.4. SOILS AND AGRICULTURAL POTENTIAL IMPACTS | | | | | |
| 12.50. Degradation of veld vegetation beyond the direct footprint of the proposed PV facility due to decommissioning disturbance and potential trampling by vehicles | To conserve the surrounding natural veld vegetation. | 12.50.1. Minimize footprint of disturbance during the decommissioning phase and ensure that work is undertaken within the demarcated area only. 12.50.2. Confine vehicle access on roads only 12.50.3. Control dust generation during decommissioning activities by implementing standard construction site dust control measures (dampening with water) where required. Because of water scarcity, this should only be done where and when dust generation is a significant problem. | <ul style="list-style-type: none"> Monitor the decommissioning activities via site audits to ensure that they are undertaken within the demarcated decommissioning area, and record non-compliance and incidents. Include periodic site inspection in environmental performance reporting that specifically records occurrence or not of off-road vehicle tracks surrounding the site. Monitor via site audits and record non-compliance and incidents. Monitor dust suppression mechanisms via visual inspections and record non-compliances. Maintain an incidents/ complaints register. The date, time, nature of complaint, name of complainant and corrective actions must be logged for all complaints. Complaints must be investigated and, if appropriate, acted upon. | <ul style="list-style-type: none"> Daily Monthly during the decommissioning phase Monthly and during complaints/incidents | <ul style="list-style-type: none"> Contractor and ECO ECO Contractor and ECO |
| 12.51. Loss of topsoil due to poor topsoil management | Ensure effective topsoil covering to conserve soil fertility on all disturbed areas, after they have been rehabilitated. | 12.51.1. Strip and stockpile topsoil from all areas where soil (below surface) will be disturbed. 12.51.2. After cessation of disturbance, re-spread topsoil over the surface. 12.51.3. Dispose of any sub-surface spoils from excavations where they will not impact on land that supports vegetation, or where they can be | <ul style="list-style-type: none"> Establish an effective record keeping system for each area where soil is disturbed for decommissioning purposes. These records should be included in environmental performance reports, and should include all the records | <ul style="list-style-type: none"> As needed, dependent on the specifics of decommissioning activities. | <ul style="list-style-type: none"> ECO |

| Impact | Mitigation/Management Objectives | Mitigation/Management Actions | Monitoring | | |
|---|--|---|--|--|--|
| | | | Methodology | Frequency | Responsibility |
| | | effectively covered with topsoil. | below: <ul style="list-style-type: none"> ○ Record the GPS coordinates of each area. ○ Record the date of topsoil stripping. ○ Record the GPS coordinates of where the topsoil is stockpiled. ○ Record the date of cessation of decommissioning activities at the particular site. ○ Photograph the area on cessation of decommissioning activities. ○ Record date and depth of re-spreading of topsoil. ○ Photograph the area on completion of rehabilitation and on an annual basis thereafter to show vegetation establishment and evaluate progress of restoration over time. | | |
| 12.52. Soil erosion due to alteration of the land surface characteristics | To reduce erosion on site and downstream of the site as a result of run-off from the site, or due to wind erosion. | 12.52.1. Implement an effective system of run-off control, where it is required, that collects and safely disseminates run-off water from all hardened surfaces and prevents potential down slope erosion. | <ul style="list-style-type: none"> ▪ Include periodic site inspection in environmental performance reporting that inspects the effectiveness and integrity of the run-off control system and specifically records the occurrence of any erosion on site or downstream. Corrective action must be implemented to the run-off control system in the event of any erosion occurring. | <ul style="list-style-type: none"> ▪ Monthly during the decommissioning phase. | <ul style="list-style-type: none"> ▪ ECO |
| D.5. SOCIAL IMPACTS | | | | | |
| 12.53. Decommissioning of the proposed development | Minimize job losses | 12.53.1. The proponent should comply with relevant South African labour legislation when retrenching employees. 12.53.2. Scatec Solar must implement appropriate succession training of locally employed staff earmarked for retrenchment during | <ul style="list-style-type: none"> ▪ Verify that retrenchment practices are compliant with south African labour legislation ▪ Verify that Scatec implemented succession training of locally employed staff before the plant is | <ul style="list-style-type: none"> ▪ Once-off during the decommissioning phase (for mitigation measures (12.53.1) and (12.53.2) and once-off after decommissioning is | <ul style="list-style-type: none"> ▪ Contractor and ECO |

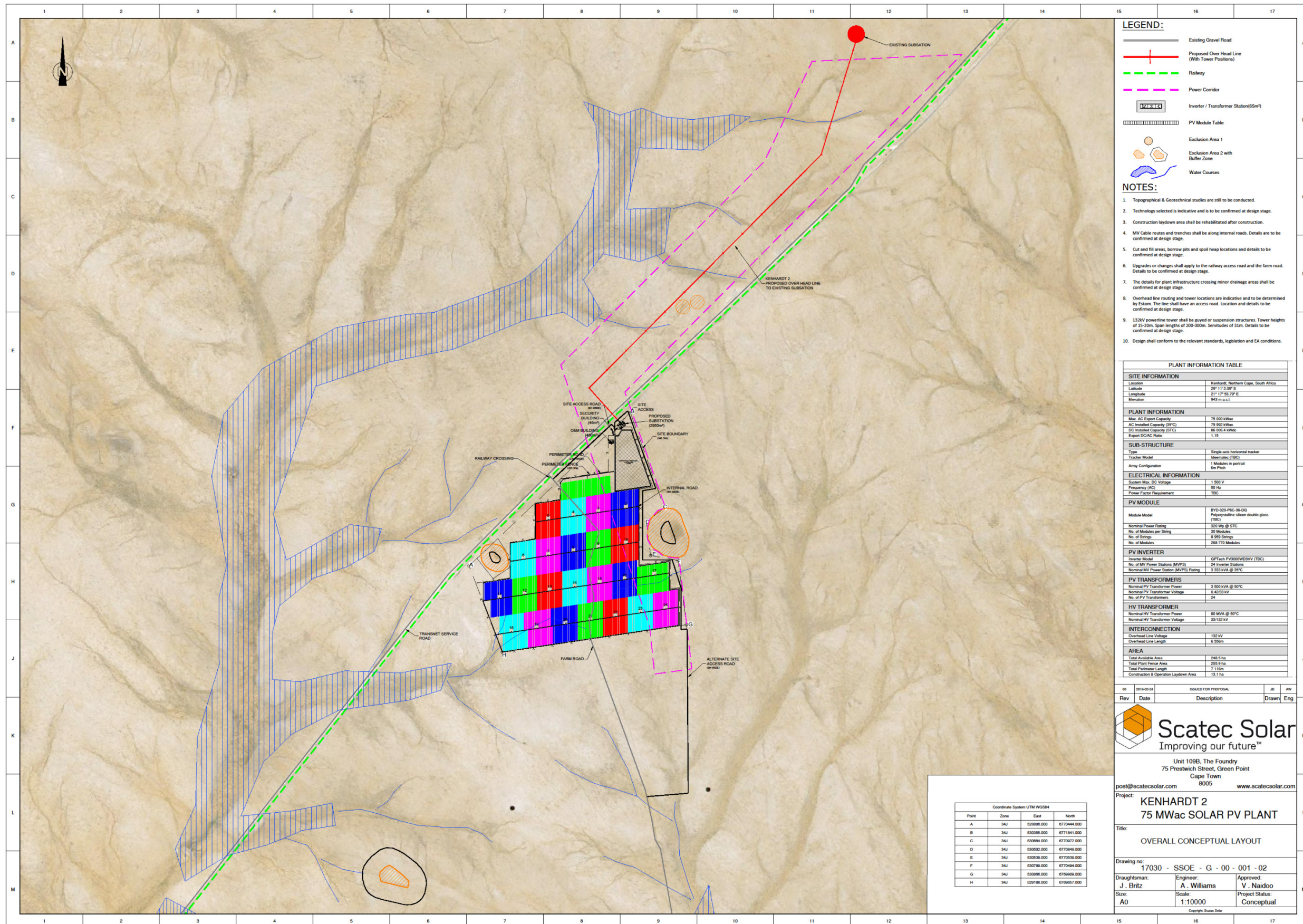
| Impact | Mitigation/Management Objectives | Mitigation/Management Actions | Monitoring | | |
|--|--|--|--|--|--|
| | | | Methodology | Frequency | Responsibility |
| | | decommissioning. 12.53.3. All project infrastructures should be decommissioned appropriately and thoroughly to avoid misuse. | decommissioned <ul style="list-style-type: none"> Verify that decommissioned infrastructure does not pose any significant risk to the environment or the people living in the environment. | completed (for mitigation measure (12.53.3)). | |
| D.6. GEOHYDROLOGY IMPACTS | | | | | |
| 12.54. Potential impact on groundwater quality as a result of accidental oil spillages or fuel leakages. | To reduce the potential of groundwater pollution. | 12.54.1. Avoid using old or damaged equipment and vehicles and ensure that they are well maintained and regularly serviced in order to ensure no leakages. 12.54.2. Any engines that stand in one place for an excessive length of time, must have drip trays, fuel storage tanks should be above ground on an impermeable surface (within a bunded area) and vehicles and equipment should also be refuelled on an impermeable surface. A designated area should be established at the site camp for refuelling activities and drip trays or similar impervious materials must be used during these procedures. If liquid product is being transported it must be ensured this does not spill during transit. 12.54.3. If spillages occur during refuelling, they should be contained and removed as rapidly as possible, with correct disposal of the spilled material. Proof of disposal (waste disposal slips or waybills) should be obtained and retained on file for auditing purposes. During the operational phase, the same principles should be adhered to. Emergency measures and plans must be put in place and rehearsed in order to prepare for accidental spillage. | <ul style="list-style-type: none"> Vehicles need to be monitored throughout the decommissioning phase. Monitor via site audits and record non-compliance and incidents. Monitor the placement and designation of the area for refuelling at the site camp via visual inspections. Monitor the usage of spill containment measures and record and report non-compliance. Monitor the refuelling/ servicing process and record the occurrence of any spillages. | <ul style="list-style-type: none"> Four times per annum for the decommissioning period, i.e. at 3 months, 6 months, 9 months and 12 months. Weekly Weekly | <ul style="list-style-type: none"> Project Developer and ECO. Project Developer (Scatec Solar) and ECO Project Developer (Scatec Solar) and ECO |
| D.7. WASTE MANAGEMENT | | | | | |
| 12.55. Generation of waste due to disassembly of the | Avoid substantial negative impacts at the decommissioning phase due to | 12.55.1. Suitable receptacles must be provided for the temporary storage of various waste types such as scrap metal and concrete, until it is removed to | <ul style="list-style-type: none"> Audit the implementation of mitigation measures recommended for the decommissioning phase. | <ul style="list-style-type: none"> During the decommissioning phase | <ul style="list-style-type: none"> ECO |

| Impact | Mitigation/Management Objectives | Mitigation/Management Actions | Monitoring | | |
|-----------------|----------------------------------|--|--|--|---|
| | | | Methodology | Frequency | Responsibility |
| solar facility. | insufficient planning. | the nearest licensed landfill. | | | |
| | | 12.55.2. Waste separation is encouraged and therefore receptacles should be labelled to reflect the different waste types. | <ul style="list-style-type: none"> ▪ Audit the implementation of mitigation measures recommended for the decommissioning phase. | <ul style="list-style-type: none"> ▪ During the decommissioning phase | <ul style="list-style-type: none"> ▪ ECO |

13 APPENDIX A - SITE LAYOUT MAP

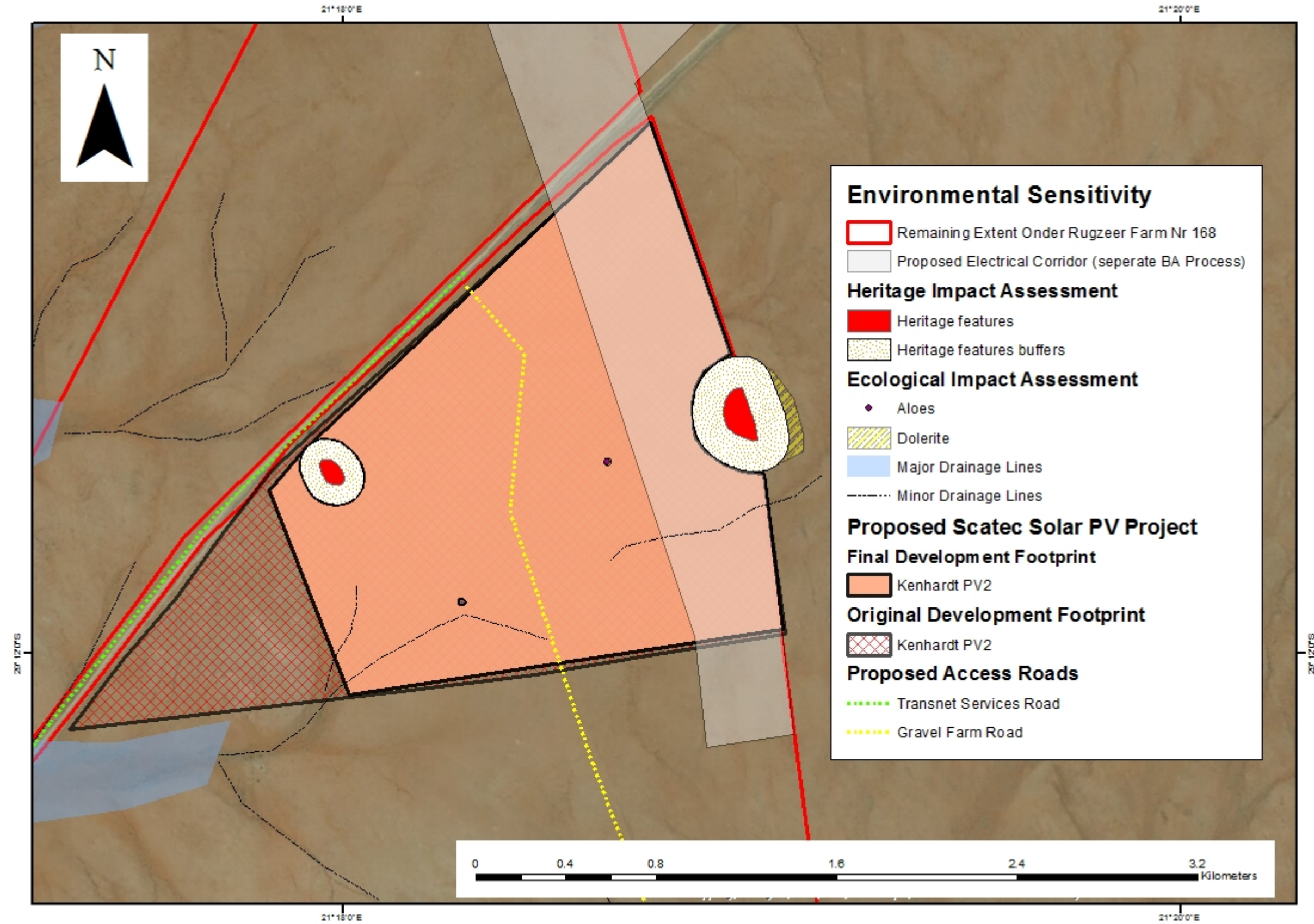


Fine Scale Layout Map for Kenhardt PV 2

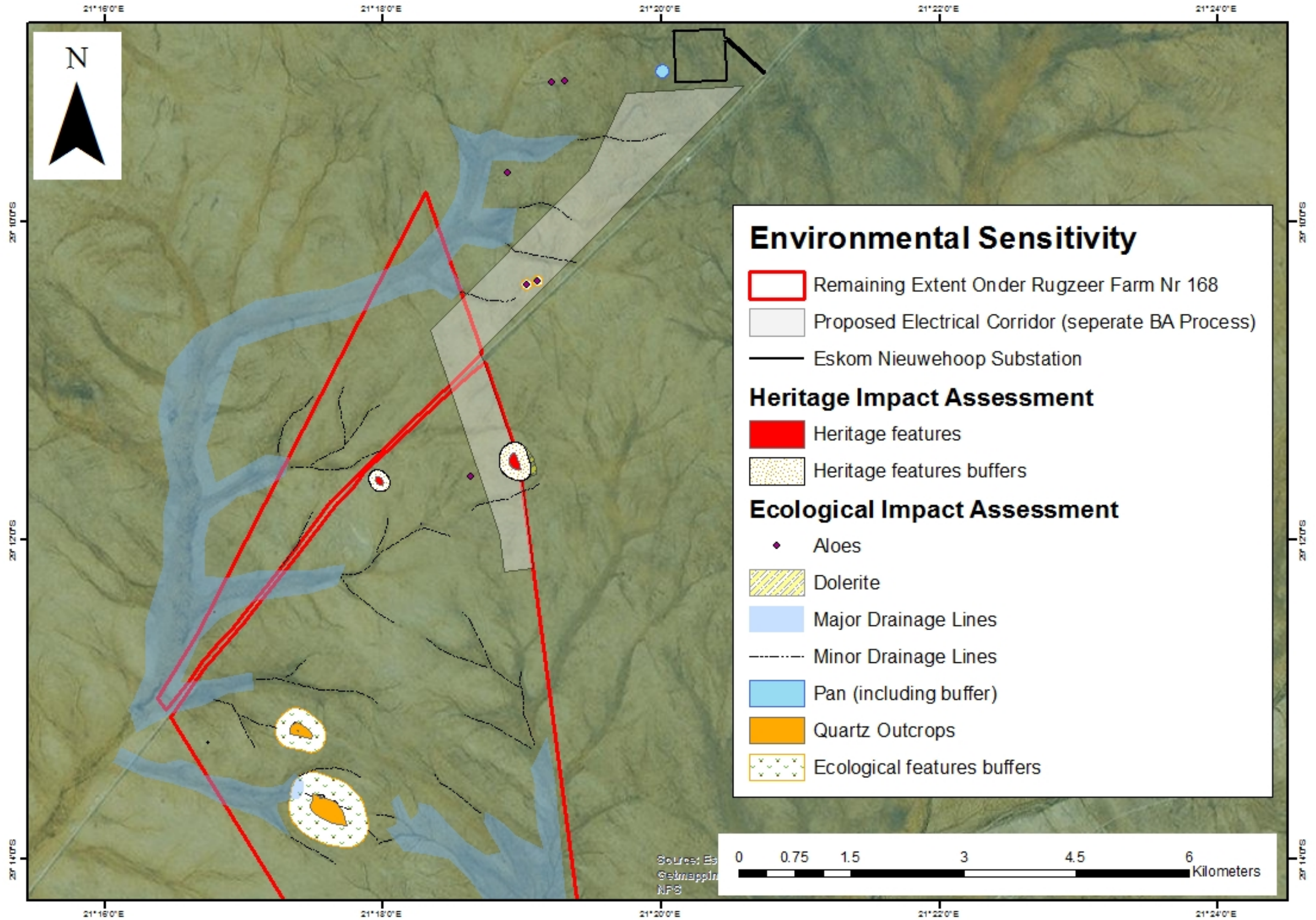


Coarse Scale Layout Map for Kenhardt PV 2 (and the associated Transmission Line and Electrical Infrastructure Corridor)

14 APPENDIX B - ENVIRONMENTAL SENSITIVITY MAP

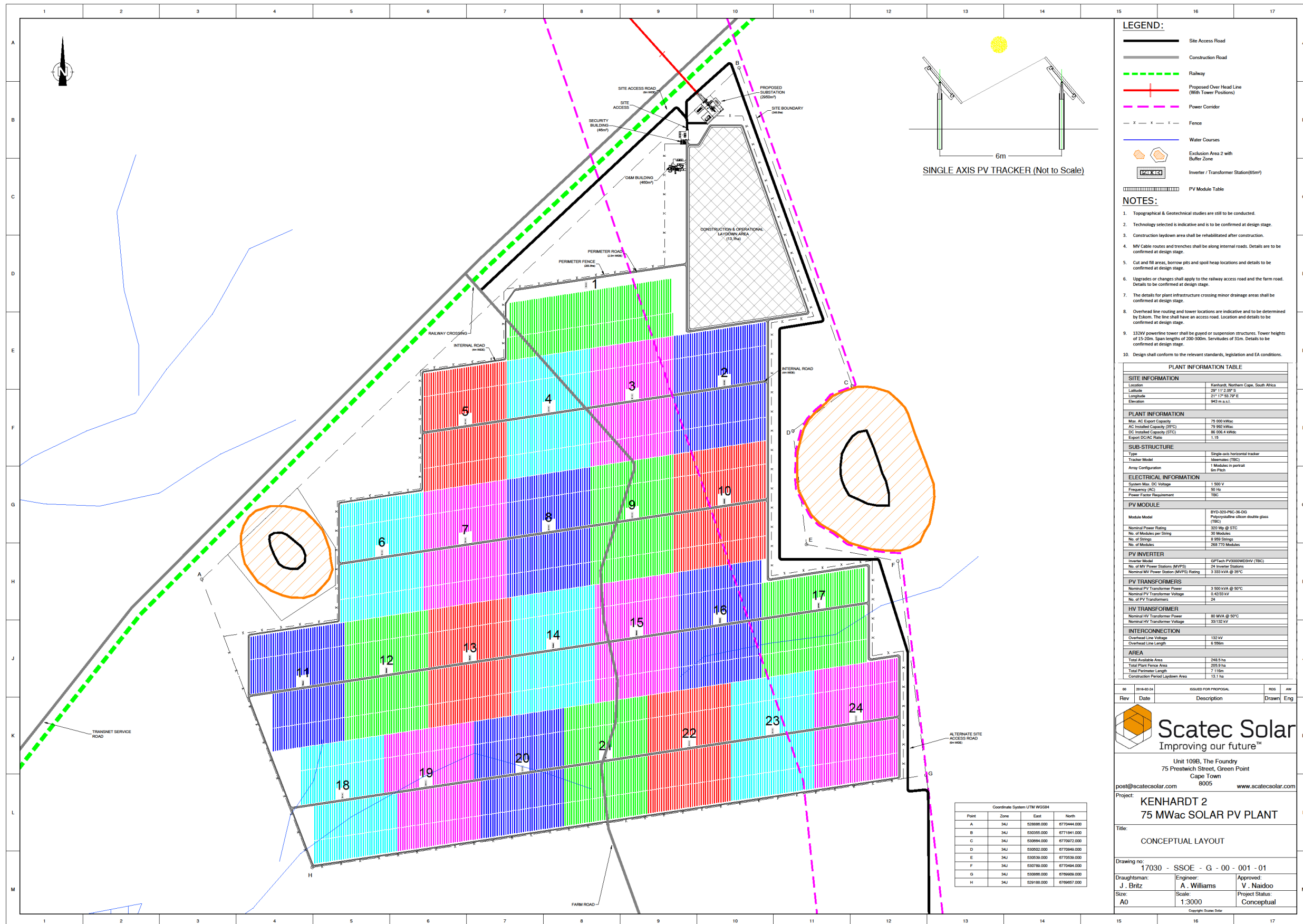


Sensitivity Map for Kenhardt PV 2



Combined Sensitivity Layout Map for Kenhardt PV 1, 2 and 3

15 APPENDIX C - COMBINED LAYOUT AND SENSITIVITY MAP



LEGEND:

- Site Access Road
- Construction Road
- Railway
- Proposed Over Head Line (With Tower Positions)
- Power Corridor
- Fence
- Water Courses
- Exclusion Area 2 with Buffer Zone
- Inverter / Transformer Station(55m²)
- PV Module Table

- NOTES:**
- Topographical & Geotechnical studies are still to be conducted.
 - Technology selected is indicative and is to be confirmed at design stage.
 - Construction laydown area shall be rehabilitated after construction.
 - MV Cable routes and trenches shall be along internal roads. Details are to be confirmed at design stage.
 - Cut and fill areas, borrow pits and spoil heap locations and details to be confirmed at design stage.
 - Upgrades or changes shall apply to the railway access road and the farm road. Details to be confirmed at design stage.
 - The details for plant infrastructure crossing minor drainage areas shall be confirmed at design stage.
 - Overhead line routing and tower locations are indicative and to be determined by Eskom. The line shall have an access road. Location and details to be confirmed at design stage.
 - 132kV powerline tower shall be guyed or suspension structures. Tower heights of 15-20m. Span lengths of 200-300m. Servitudes of 31m. Details to be confirmed at design stage.
 - Design shall conform to the relevant standards, legislation and EA conditions.

PLANT INFORMATION TABLE

| SITE INFORMATION | |
|--|--|
| Location | Kenhardt, Northern Cape, South Africa |
| Latitude | 29° 11' 2.09" S |
| Longitude | 21° 17' 55.79" E |
| Elevation | 943 m a.s.l. |
| PLANT INFORMATION | |
| Max. AC Export Capacity | 75 000 kWac |
| AC Installed Capacity (SPC) | 75 000 kWac |
| DC Installed Capacity (SPC) | 86 506 kWdc |
| Export DC:AC Ratio | 1.15 |
| SUB-STRUCTURE | |
| Type | Single-axis horizontal tracker |
| Tracker Model | Skematrac (TBC) |
| Area Configuration | 1 Module in portrait 6m Pitch |
| ELECTRICAL INFORMATION | |
| System Max. DC Voltage | 1 500 V |
| Frequency (AC) | 50 Hz |
| Power Factor Requirement | TBC |
| PV MODULE | |
| Module Model | BYD-320-PSC-36-DS |
| | Polycrystalline silicon double glass (TBC) |
| Nominal Power Rating | 320 Wp @ STC |
| No. of Modules per String | 30 Modules |
| No. of Strings | 6 500 Strings |
| No. of Modules | 300 770 Modules |
| PV INVERTER | |
| Inverter Model | 6PTech P12500W3SHV (TBC) |
| No. of MV Power Stations (MPPS) | 24 Inverter Stations |
| Nominal MV Power Station (MPPS) Rating | 3 250 kVA @ 39°C |
| PV TRANSFORMERS | |
| Nominal PV Transformer Power | 3 500 kVA @ 50°C |
| Nominal PV Transformer Voltage | 0.4/0.23 kV |
| No. of PV Transformers | 24 |
| HV TRANSFORMER | |
| Nominal HV Transformer Power | 80 MVA @ 50°C |
| Nominal HV Transformer Voltage | 33/132 kV |
| INTERCONNECTION | |
| Overhead Line Voltage | 132 kV |
| Overhead Line Length | 6.95km |
| AREA | |
| Total Available Area | 248.5 ha |
| Total Plant Fence Area | 285.9 ha |
| Total Perimeter Length | 7.115km |
| Construction Period Laydown Area | 13.1 ha |

Coordinate System UTM WGS84

| Point | Zone | East | North |
|-------|------|------------|-------------|
| A | 34J | 528891.000 | 6770444.000 |
| B | 34J | 530355.000 | 6771941.000 |
| C | 34J | 530864.000 | 6773072.000 |
| D | 34J | 530502.000 | 6770940.000 |
| E | 34J | 530536.000 | 6770536.000 |
| F | 34J | 530789.000 | 6770494.000 |
| G | 34J | 530806.000 | 6769600.000 |
| H | 34J | 529188.000 | 6766957.000 |

00 2018-02-24 ISSUED FOR PROPOSAL HDS AW

| Rev | Date | Description | Drawn | Eng |
|-----|------|-------------|-------|-----|
| | | | | |

Scatec Solar
Improving our future™

Unit 109B, The Foundry
75 Prestwich Street, Green Point
Cape Town
8005
www.scatecsolar.com

post@scatecsolar.com

Project:
**KENHARDT 2
75 MWac SOLAR PV PLANT**

Title:
CONCEPTUAL LAYOUT

Drawing no:
17030 - SSOE - G - 00 - 01 - 01

Draughtsman:
J. Britz

Engineer:
A. Williams

Approved:
V. Naidoo

Size:
A0

Scale:
1:3000

Project Status:
Conceptual

Copyright Scatec Solar