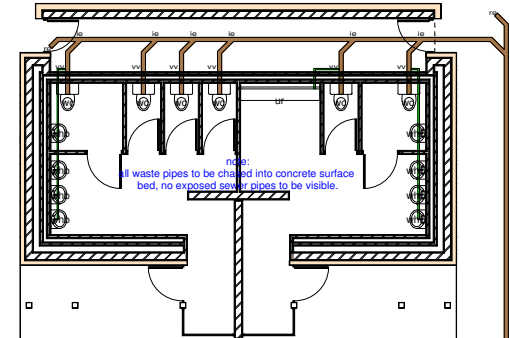
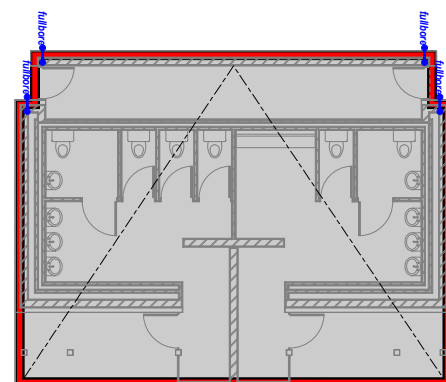


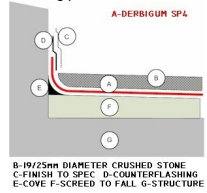
ceiling notes:
 concrete:
 Slab soffit to be finished with 1:5 cement/sandplaster on splashcoat to concrete, finished smooth with timber trowel. Paint to finish.



sewer key:
 Marley pipesystems 40mm uPVC waste pipes with all necessary bents, joints etc. installed as per manufacturers specifications and recommendations.
 For installations above ground:
 Marley pipesystems 110mm uPVC plain waste pipes with all necessary bents, joints etc. installed as per manufacturers specifications and recommendations.
 For installations under ground:
 Marley pipesystems 110mm uPVC socketed waste pipes with all necessary bents, joints etc. installed as per manufacturers specifications and recommendations.



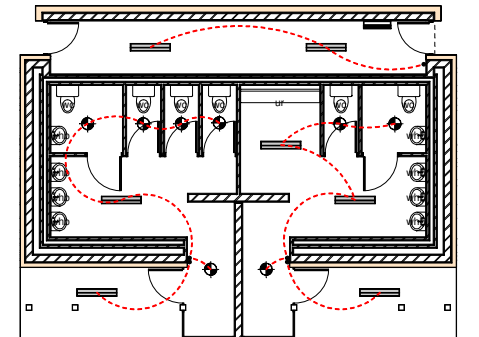
roof notes:
 slab waterproofing:
 One layer Derbigum SP4 waterproofing membrane, with 75mm side laps and 100mm end laps, sealed to primed surface to falls and crossfalls by 'torchfusion' including protection of 50mm thick layer clean 19-25mm crushed stone.



fullbores:
 Saint Gobain Pipelines South Africa 150mm 90° centre bolt side roof outlet with dome grating (Code: 03590).



roof planter modules:
 green roofing modules as per Green Roof Designs 800mm x 600mm x 75mm deep placed together on 1mm LDPE plastic sheeting laid on top of crushed stone. (or similar modular roof planting system upon architects approval)



ELECTRICAL KEY	
Double Plug	⏏
Distribution Board	⏚
Light Switch	⏻
Wall Mounted Light	⏚
Ceiling Mounted Light	⏚
Flouorescent light	⏚
Stove Switch	⏚
Telephone Point	⏚
T.V. Point	⏚

COPYRIGHT RESERVED
 COPYRIGHT NOTICE
 COPYRIGHT © 2017- Bakopane Architects cc
 Copyright subsists in this drawing. The person or entity whose name appears in the title block of this drawing is hereby granted a non-exclusive licence to use, display, print and/ or reproduce this drawing to the extent necessary to carry out and complete the project described in the title block of this drawing. This licence in respect of the copyright is expressly limited as aforesaid and the person and/ or entity referred to above shall not be entitled to grant sub-licences in respect of the copyright in this drawing to any other entity. This licence confers no ownership rights in the copyright vesting in the drawing and this drawing and the copyright subsisting therein will, at all times, remain the property of Bakopane Architects cc. Any unauthorised reproduction, publication, transmission, adaption and/or inclusion of this drawing in a cinematograph film or television broadcast is an act of copyright infringement which will render the doer of the act liable for civil law copyright infringement and may in certain circumstances render the doer liable to criminal prosecution. Requests and enquiries concerning this drawing and the rights subsisting therein should be addressed to the copyright owner.

No:	Date:	Notes:	Drawn:
Rev. 00	05/10/17	concept drawing started	CW

- GENERAL NOTES:**
1. Check all measurements, levels and details on site before commencement with work.
 2. Refer any discrepancies to architect
 3. All work to be done in accordance with SANS-10400
 4. Nothing to be scaled from drawing; request measurement from architect
 5. Architect's & engineer's drawings to be read together
 6. Drawing to be used for intention as mentioned in Drawing description.



CLIENT'S SIGNATURE:



DEPARTMENT'S SIGNATURE:



PRINCIPAL AGENT SIGNATURE:

bakopane architects
 Practice Building, 23 Corridor Crescent, Rose Hill Business Park, Ben Fleur Est 11
 Tel: 011-953 6201 / 6201 6205
 Fax: 086 567 5584
 Email: bakopane@gmail.com

ARCHITECT'S SIGNATURE:

PROPOSED ALTERATIONS & ADDITIONS TO TAUNG SKULL HERITAGE SITE FOR NORTH-WEST RURAL, ENVIRONMENTAL & AGRICULTURE DEPARTMENT PROVINCE OF NORTH-WEST

DRAWING DESCRIPTION:		ORIGINAL	A1
foundation plan, ceiling plan, roof plan, sewer plan, electrical plan		DRG. SIZE	
		SCALE: 1/100	
		REV.	1
DRG No.: TAUNG - 42017 - ARC - PA02			