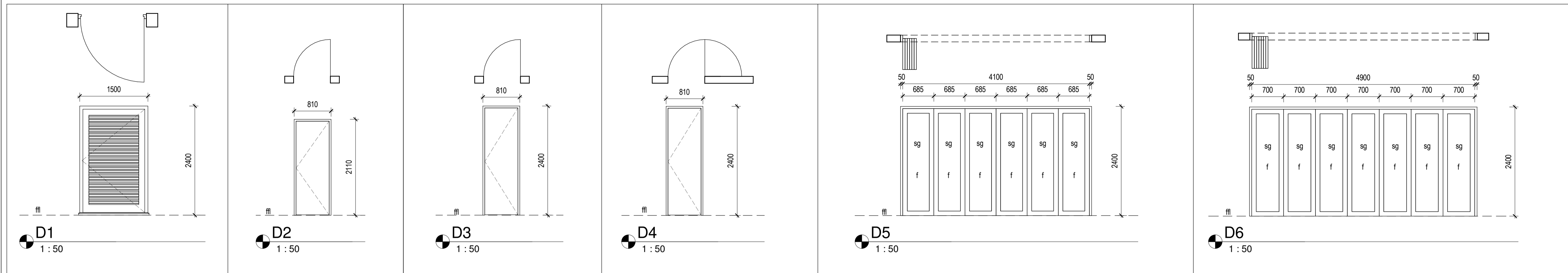
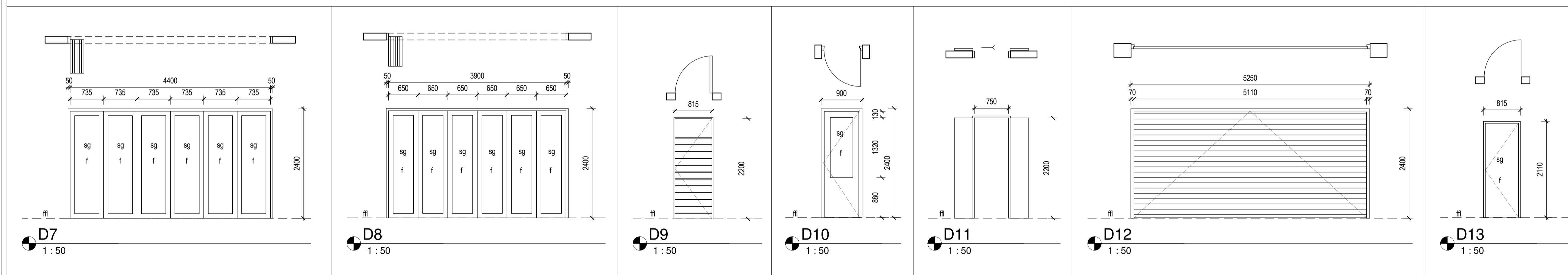


DOOR SCHEDULE





Door	Count	Height	Width	Head Height	Level	Location	Door Schedule Description	Glazing	Ironmongery	Comments
D1	1	2400	1500	2400	Main Building Ground Floor	Entrance	External solid timber Single door	n/a	to be supplied by manufacturer	New Door
D2	1	2110	810	2110	Main Building Ground Floor	Guest WC	Internal Single door	n/a	to be supplied by manufacturer	New Door
D3	1	2400	810	2400	Main Building Ground Floor	Guest Ensuite	Internal Single door	n/a	to be supplied by manufacturer	New Door
D3	1	2400	810	2400	Main Building Ground Floor	Guest Bedroom	Internal Single door	n/a	to be supplied by manufacturer	New Door
D3	1	2400	810	2400	Main Building Ground Floor	Study	Internal Single door	n/a	to be supplied by manufacturer	New Door
D3	1	2400	810	2400	First Floor	Bedroom 1	Internal Single door	n/a	to be supplied by manufacturer	New Door
D3	1	2400	810	2400	First Floor	Bathroom	Internal Single door	n/a	to be supplied by manufacturer	New Door
D3	1	2400	810	2400	First Floor	Bedroom 2	Internal Single door	n/a	to be supplied by manufacturer	New Door
D3	1	2400	810	2400	Main Building Ground Floor	Double Garage	Internal Single door	n/a	to be supplied by manufacturer	New Door
D3	1	2400	810	2400	Ancillary Unit Ground	Bedroom	Internal Single door	n/a	to be supplied by manufacturer	New Door
D4	1	2400	810	2400	First Floor	Main Bedroom	Internal Single door	n/a	to be supplied by manufacturer	New Door
D5	1	2400	4200	2400	Main Building Ground Floor	Guest Bedroom	External sliding folding door	6.3mm safety glazing	to be supplied by manufacturer	New Door
D6	1	2400	5000	2400	Main Building Ground Floor	Main Lounge	External sliding folding door	6.3mm safety glazing	to be supplied by manufacturer	New Door
D6	1	2400	5000	2400	Main Building Ground Floor	Dining Room	External sliding folding door	6.3mm safety glazing	to be supplied by manufacturer	New Door



Door	Count	Height	Width	Head Height	Level	Location	Door Schedule Description	Glazing	Ironmongery	Comments
D7	1	2400	4500	2400	First Floor	Informal Lounge	External sliding folding door	6.3mm safety glazing	to be supplied by manufacturer	New Door
D8	1	2400	4000	2400	First Floor	Main Bedroom	External sliding folding door	6.3mm safety glazing	to be supplied by manufacturer	New Door
D9	1	2200	813	2200	Main Building Ground Floor	Covered Walkway	External aluminium gate	n/a	to be supplied by manufacturer	New Door
D10	1	2400	900	2400	Main Building Ground Floor	Scullery/ Laundry	External Single door	6.3mm safety glazing	to be supplied by manufacturer	New Door
D10	1	2400	900	2400	Main Building Ground Floor	Scullery/ Laundry	External Single door	6.3mm safety glazing	to be supplied by manufacturer	New Door
D10	1	2400	900	2400	Ancillary Unit Ground	Kitchen	External Single door	6.3mm safety glazing	to be supplied by manufacturer	New Door
D11	1	2200	750	2200	Ancillary Unit Ground	Bathroom	40mm hollow core timber internal sliding door	n/a	to be supplied by manufacturer	New Door
D12	1	2400	5250	2400	Main Building Ground Floor	Double Garage	External solid timber Garage door	n/a	to be supplied by manufacturer	New Door
D13	1	2110	813	2110	First Floor	Main Ensuite	Internal aluminium framed glass door	6.3mm safety glazing	to be supplied by manufacturer	New Door

NEIGHBOURS DETAILS		NEIGHBOURS DETAILS		NEIGHBOURS DETAILS		NEIGHBOURS DETAILS	
NAME	:	NAME	:	NAME	:	NAME	:
ID NO.	:	ID NO.	:	ID NO.	:	ID NO.	:
ADDRESS	:	ADDRESS	:	ADDRESS	:	ADDRESS	:
TEL.	:	TEL.	:	TEL.	:	TEL.	:
SIGN	:	SIGN	:	SIGN	:	SIGN	:

Client: 
 ARCHITECT: 
 Torbjorn Hansen
 SACAP 6972

Proposed Additions and Alterations, Garage and Ancillary Unit to dwelling for Mr B Coucom at 667 Andrew Zondo Road, Athlone Park, ERF 1172 of AMANZIMTOTI EXT 3

SUBMISSION DRAWINGS
 door schedule



Scale	1 : 50	Date	January 2013	Drawn By	B.S.
Proj No.	1206-01	DWG NO.	la_600	Rev.	-