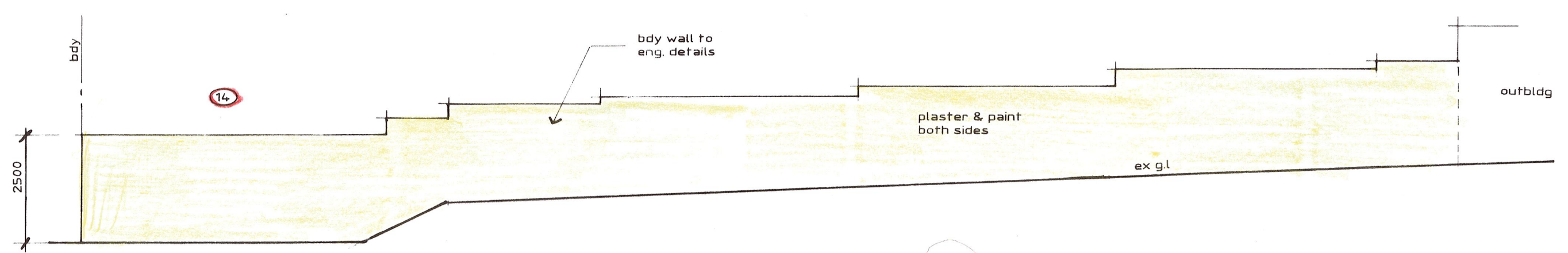
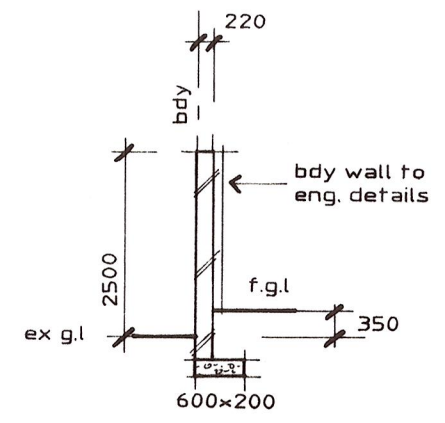


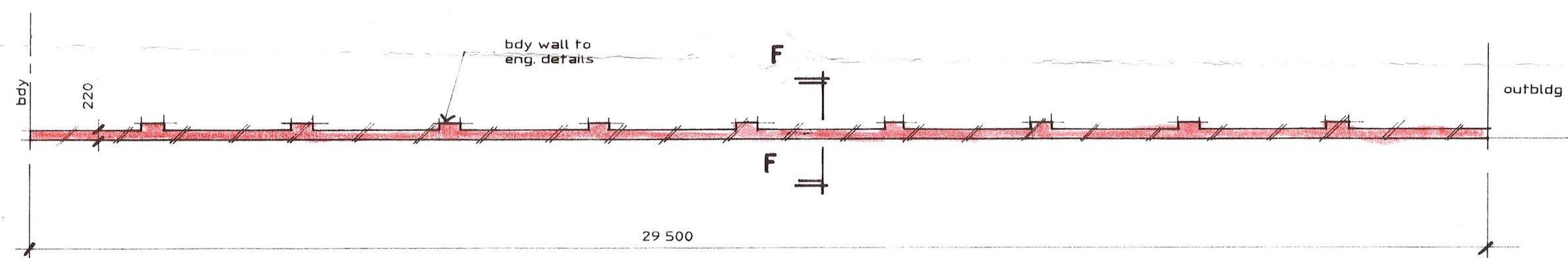
**PART NORTH WEST ELEVATION**



**NORTH EAST ELEVATION**



**SECTION F - F**



**PLAN**

**GENERAL NOTES.**  
 ALL LEVELS & DIMENSIONS TO BE CHECKED ON SITE BEFORE COMMENCING ANY BUILDING OR MANUFACTURING NO BANKS TO BE CLOSER THAN 1.0 m TO BLDG. OR BOUNDARY  
 CUT MAX. 30 DEGREES FILL MAX. 26 DEGREES  
 BRICKWORK : REINF B/WK WITH SOLID JOINTS IN CEMENT MORTAR TO BE PROVIDED IN ALL WALLS AT BOTH WINDOW SILL & WALL PLANE LEVEL  
 ALL WALLS

WINDOWS: STD. WINDOWS.GLAZING TO COMPLY WITH PART N2 OF NBR  
 PLUMBING & DRAINAGE: PVC RW GOODS. 100 mm PIPES TO WC & 100mm VP. 38 mm PIPES TO BATH, BASIN, SINKS & SHOWER.PROVIDE TE'S TO ALL BENDS & JUNCTIONS. MH' AS SHOWN  
 GROUND FLOOR SLAB : 100 mm CONC.SLAB REINF WITH B.R.C. MESH ON CONSOLIDATED POISONED EARTH  
 FIRST FLOOR SLAB TO ENGDDETAILS  
 D.P.C.ALL DPC TO BE 350 MICRON BLACK PVC SHEETS

RATE No: vol 8 88372091 000

THE TRUSTEES FOR THE TIME BEING OF THE FRITZ BURGER FAMILY TRUST No.IT 9134/94  
 ARCHITECT'S SIGNATURE 082778892

PROP DEVIATIONS TO PLAN 123 03 06

LOT ERF 1410 DURBAN NORTH

P No. 106 KENNETH KAUNDA ROAD

**BRUCE FERREIRA**

ARCHITECTURAL PLANS  
 MEMBER OF THE SOUTH AFRICAN COUNCIL FOR THE ARCHITECTURAL PROFESSION  
 6 VILLAGE GREEN, 1 SUGAR FARM TRAIL, SUNNINGDALE, 4051  
 Ph. 0829610308  
 brenik@eject.co.za

DRG.TITLE

DATE. JULY 2011

DRAWN BY BF

SCALE 1 : 100

DRG.No.