

**General Notes:**

The design of this drawing is copyright protected & remains the property of Zethu Consulting Services. The project notes are to be read in conjunction with all relevant technical specifications.

All work is to be carried out strictly in accordance with the National Building Regulations, Building Standards Act 103 of 1977, "good building practices" and the relevant Municipal Regulations.

Quality of all materials & workmanship to comply with the relevant S.A.S. and B.S.S. specification standards. The trade contractor shall provide finished mock-ups and samples as noted or required by the contract documents for approval by the architects prior to fabrication.

This drawing is not to be scaled, figured dimensions to be used at all times. Unless noted otherwise, all dimensions are given in millimetres.

Contractor is responsible for the correct setting out of the buildings, all external & all internal walls with particular reference to boundaries, building lines, etc. No part of the structure, including roof & rainwater goods, is to encroach upon any servitude area or cadastral boundary.

Contractor is to locate and identify, if any, existing services on site, and to protect these from damage throughout the duration of the works.

Refer to the relevant consultants drawings for co-ordination of work. The work of all disciplines shall be carefully co-ordinated with the overall aesthetic appearance of the building.

All relevant details, levels & dimensions to be checked on site prior to commencement of work. Any queries are to be forwarded immediately to the Architect.

Discrepancies existing between the drawings of the various trades shall be brought to the immediate attention of the project manager and the Architect.

Architects drawings & details show design intent and are meant to be indicative of the profiles and detailing required for the work.

Architects decision on the contractors interpretation shall be final and binding.

Build-in, only approved d.p.c.'s, whether or not these are shown on drawings, to all external walls at each floor, beam or parapet level & to all windows, doors, grilles or other opening in external walls. Stepped brickgrip dpc to all external cavity walls with weepholes at max 900c/c if not stated differently. Dpc to be min 150mm above n.g.l.

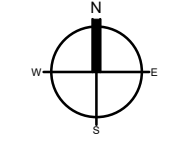
Any queries arising from all the above must be reported to the Architect for clarification before any work is put in hand. Airbricks to local authority requirements, if not stated otherwise.

3	FOR APPROVAL	2016/06/08
REV.	DESCRIPTION	DATE


APPROVED BY:

SIGNATURE:


DATE:



Client:



Consultant



Discipline **Architecture**

Service

**PROPOSED NEW OFFICE BLOCK AT BOSMAN STAGING YARD**

Project Number.

Drawing Title  
**OFFICE BLOCK - SECTIONS**

Revision 03	Designed: S.S.
Scale: AS SHOWN	Drawn: S.S.
Date: 08-06-2016	Checked: C.T.S.
Drawing number	BSY/OB/SS/05